

BASIX[®]Certificate

Building Sustainability Index www.basix.nsw.gov.au

Single Dwelling

Certificate number: 1759215S_04

This certificate confirms that the proposed development will meet the NSW government's requirements for sustainability, if it is built in accordance with the commitments set out below. Terms used in this certificate, or in the commitments, have the meaning given by the document entitled "BASIX Definitions" dated 10/09/2020 published by the Department. This document is available at www.basix.nsw.gov.au

Secretary

Date of issue: Monday, 24 March 2025

To be valid, this certificate must be submitted with a development application or lodged with a complying development certificate application within 3 months of the date of issue.



Project summary

Project name	0534_04
Street address	25 HARVEY Street BOMBIRA 2850
Local Government Area	Mid-Western Regional Council
Plan type and plan number	Deposited Plan DP1262514
Lot no.	806
Section no.	-
Project type	dwelling house (detached)
No. of bedrooms	4

Project score

Water	✓ 54	Target 30
Thermal Performance	✓ Pass	Target Pass
Energy	✓ 62	Target 61
Materials	✓ -100	Target n/a

Certificate Prepared by

Name / Company Name: On Point Building Design

ABN (if applicable):

Description of project

Project address	
Project name	0534_04
Street address	25 HARVEY Street BOMBIRA 2850
Local Government Area	Mid-Western Regional Council
Plan type and plan number	Deposited Plan DP1262514
Lot no.	806
Section no.	-
Project type	
Project type	dwelling house (detached)
No. of bedrooms	4
Site details	
Site area (m²)	2928
Roof area (m²)	411
Conditioned floor area (m²)	274.0
Unconditioned floor area (m²)	6.0
Total area of garden and lawn (m²)	700
Roof area of the existing dwelling (m²)	0

Assessor details and thermal loads		
NatHERS assessor number	n/a	
NatHERS certificate number	n/a	
Climate zone	n/a	
Area adjusted cooling load (MJ/ m².year)	n/a	
Area adjusted heating load (MJ/ m².year)	n/a	
Project score		
Water	<div><div></div></div> 54	Target 30
Thermal Performance	<div><div></div></div> Pass	Target Pass
Energy	<div><div></div></div> 62	Target 61
Materials	<div><div></div></div> -100	Target n/a

Schedule of BASIX commitments

The commitments set out below regulate how the proposed development is to be carried out. It is a condition of any development consent granted, or complying development certificate issued, for the proposed development, that BASIX commitments be complied with.

Water Commitments	Show on DA plans	Show on CC/CDC plans & specs	Certifier check
Fixtures			
The applicant must install showerheads with a minimum rating of 4 star (> 4.5 but <= 6 L/min plus spray force and/or coverage tests) in all showers in the development.		✓	✓
The applicant must install a toilet flushing system with a minimum rating of 4 star in each toilet in the development.		✓	✓
The applicant must install taps with a minimum rating of 4 star in the kitchen in the development.		✓	
The applicant must install basin taps with a minimum rating of 4 star in each bathroom in the development.		✓	
Alternative water			
Rainwater tank			
The applicant must install a rainwater tank of at least 20000 litres on the site. This rainwater tank must meet, and be installed in accordance with, the requirements of all applicable regulatory authorities.	✓	✓	✓
The applicant must configure the rainwater tank to collect rain runoff from at least 411 square metres of the roof area of the development (excluding the area of the roof which drains to any stormwater tank or private dam).		✓	✓
The applicant must connect the rainwater tank to: <ul style="list-style-type: none"> all toilets in the development the cold water tap that supplies each clothes washer in the development at least one outdoor tap in the development (Note: NSW Health does not recommend that rainwater be used for human consumption in areas with potable water supply.) all hot water systems in the development 		✓ ✓ ✓ ✓	✓ ✓ ✓ ✓

Water Commitments

Show on
DA plans

Show on CC/CDC
plans & specs

Certifier
check

- all indoor cold water taps (not including taps that supply clothes washers) in the development



Thermal Performance and Materials commitments	Show on DA plans	Show on CC/CDC plans & specs	Certifier check
Do-it-yourself Method			
General features			
The dwelling must be a Class 1 dwelling according to the National Construction Code, and must not have more than 2 storeys.	✓	✓	✓
The conditioned floor area of the dwelling must not exceed 300 square metres.	✓	✓	✓
The dwelling must not contain open mezzanine area exceeding 25 square metres.	✓	✓	✓
The dwelling must not contain third level habitable attic room.	✓	✓	✓
Floor, walls and ceiling/roof			
The applicant must construct the floor(s), walls, and ceiling/roof of the dwelling in accordance with the specifications listed in the table below.	✓	✓	✓
The applicant must adopt one of the options listed in the tables below to address thermal bridging in metal framed floor(s), walls and ceiling/roof of the dwelling.	✓	✓	✓
The applicant must show through receipts that the materials purchased for construction are consistent with the specifications listed in the tables below.			✓

Construction	Area - m ²	Additional insulation required	Options to address thermal bridging	Other specifications
floor - concrete slab on ground, waffle pod slab.	280	nil;not specified	nil	
external wall: brick veneer; frame: timber - H2 treated softwood.	171	2.94 (or 3.50 including construction);fibreglass batts or roll + reflective foil in the cavity	nil	wall colour: Medium (solar absorptance 0.48-0.7)
external wall: framed (fibre cement sheet or boards); frame: timber - H2 treated softwood.	46	3.00 (or 3.50 including construction);fibreglass batts or roll + reflective foil in the cavity	nil	wall colour: Medium (solar absorptance 0.48-0.7)

Construction	Area - m ²	Additional insulation required	Options to address thermal bridging	Other specifications
internal wall: plasterboard; frame: timber - H2 treated softwood.	240	none	nil	
ceiling and roof - flat ceiling / pitched roof, framed - metal roof, timber - H2 treated softwood.	371	ceiling: 5.5 (up), roof: foil backed blanket ;ceiling: fibreglass batts or roll; roof: foil backed blanket.	nil	roof space ventilation: unventilated; roof colour: light (solar absorptance < 0.38); ceiling area fully insulated
ceiling and roof - raked ceiling / pitched or skillion roof, framed - metal roof, timber - H2 treated softwood.	40	ceiling: 5.5 (up), roof: foil backed blanket ;ceiling: fibreglass batts or roll; roof: foil backed blanket.	nil	roof colour: light (solar absorptance < 0.38); ceiling area fully insulated

Note	<ul style="list-style-type: none"> Insulation specified in this Certificate must be installed in accordance with the ABCB Housing Provisions (Part 13.2.2) of the National Construction Code.
Note	<ul style="list-style-type: none"> If the additional ceiling insulation listed in the table above is greater than R3.0, refer to the ABCB Housing Provisions (Part 13.2.3 (6)) of the National Construction Code.
Note	<ul style="list-style-type: none"> In some climate zones, insulation should be installed with due consideration of condensation and associated interaction with adjoining building materials.
Note	<ul style="list-style-type: none"> Roof space ventilation needs to meet the condensation management provisions in the ABCB Housing Provisions of the National Construction Code.
Note	<ul style="list-style-type: none"> Thermal breaks must be installed in metal framed walls and applicable roofs in accordance with the ABCB Housing Provisions of the National Construction Code.

Thermal Performance and Materials commitments	Show on DA plans	Show on CC/CDC plans & specs	Certifier check
Ceiling fans			
The applicant must install at least one ceiling fan in at least one daytime habitable space, such as living room.	✓	✓	✓
The applicant must install at least one ceiling fan in each bedroom.	✓	✓	✓
<ul style="list-style-type: none"> The minimum number and diameter of ceiling fans in a daytime habitable space must be installed in accordance with the ABCB Housing Provisions (Part 13.5.2) of the National Construction Code . 	✓	✓	✓

Thermal Performance and Materials commitments	Show on DA plans	Show on CC/CDC plans & specs	Certifier check
Glazed windows, doors and skylights			
The applicant must install the windows, glazed doors and shading devices described in the table below, in accordance with the specifications listed in the table. Relevant overshadowing specifications must be satisfied for each glazed window and door.	✓	✓	✓
The dwelling may have 1 skylight (<0.7 square metres) which is not listed in the table.	✓	✓	✓
The following requirements must also be satisfied in relation to each window and glazed door:	✓	✓	✓
<ul style="list-style-type: none"> The applicant must install windows and glazed doors in accordance with the height and width, frame and glazing types listed in the table. 	✓	✓	✓
<ul style="list-style-type: none"> Each window and glazed door must have a U- value no greater than that listed and a Solar Heat Gain Coefficient (SHGC) within the range listed. Total system U values and SHGC must be calculated in accordance with National Fenestration Rating Council (NFRC) conditions. 		✓	✓
The applicant must install the skylights described in the table below, in accordance with the specifications listed in the table. Total skylight area must not exceed 3 square metres (the 3 square metre limit does not include the optional additional skylight of less than 0.7 square metres that does not have to be listed in the table).	✓	✓	✓

Glazed window/door no.	Maximum height (mm)	Maximum width (mm)	Frame and glass specification	Shading device (Dimension within 10%)	Overshadowing
North-East facing					
Ensuite	2100.00	900.00	aluminium, single glazed (U-value: <=6.0, SHGC: >0.74)	eave 600 mm, 350 mm above head of window or glazed door	not overshadowed
Living	2100.00	900.00	aluminium, single glazed (U-value: <=6.0, SHGC: >0.74)	eave 900 mm, 350 mm above head of window or glazed door	not overshadowed
South-East facing					
WIR	1800.00	1800.00	aluminium, double glazed (U-value: <=2.5, SHGC: >0.6)	eave 600 mm, 350 mm above head of window or glazed door	not overshadowed

Glazed window/door no.	Maximum height (mm)	Maximum width (mm)	Frame and glass specification	Shading device (Dimension within 10%)	Overshadowing
WIR	1800.00	900.00	aluminium, single glazed (U-value: <=6.0, SHGC: >0.74)	eave 600 mm, 350 mm above head of window or glazed door	not overshadowed
Bed 2	1800.00	1800.00	aluminium, single glazed (U-value: <=6.0, SHGC: >0.74)	eave 600 mm, 350 mm above head of window or glazed door	not overshadowed
Bed 3	1800.00	1800.00	aluminium, single glazed (U-value: <=6.0, SHGC: >0.74)	eave 600 mm, 350 mm above head of window or glazed door	not overshadowed
Bath	600.00	1200.00	aluminium, single glazed (U-value: <=6.0, SHGC: >0.74)	eave 600 mm, 350 mm above head of window or glazed door	not overshadowed
Bed 4	1800.00	1800.00	aluminium, single glazed (U-value: <=6.0, SHGC: >0.74)	eave 600 mm, 350 mm above head of window or glazed door	not overshadowed
South-West facing					
Ensuite 2	1200.00	600.00	aluminium, single glazed (U-value: <=6.0, SHGC: >0.74)	eave 600 mm, 350 mm above head of window or glazed door	not overshadowed
Lounge	1800.00	2400.00	aluminium, double glazed (U-value: <=2.5, SHGC: >0.6)	eave 600 mm, 350 mm above head of window or glazed door	not overshadowed
Living	2100.00	900.00	aluminium, single glazed (U-value: <=6.0, SHGC: >0.74)	eave 900 mm, 350 mm above head of window or glazed door	not overshadowed
North-West facing					
Lounge	2100.00	2340.00	aluminium, double glazed (U-value: <=2.5, SHGC: >0.6)	verandah 2000 mm, 2100 mm above base of window or glazed door	not overshadowed
Living	2100.00	1300.00	aluminium, double glazed (U-value: <=2.5, SHGC: >0.6)	eave 600 mm, 350 mm above head of window or glazed door	not overshadowed


Glazed window/door no.	Maximum height (mm)	Maximum width (mm)	Frame and glass specification	Shading device (Dimension within 10%)	Overshadowing
Living	2100.00	1300.00	aluminium, double glazed (U-value: <=2.5, SHGC: >0.6)	eave 600 mm, 350 mm above head of window or glazed door	not overshadowed
Dining	2100.00	3400.00	aluminium, double glazed (U-value: <=2.5, SHGC: >0.6)	eave 6230 mm, 350 mm above head of window or glazed door	not overshadowed
Main Bed	2100.00	2500.00	aluminium, double glazed (U-value: <=2.5, SHGC: >0.6)	verandah 2000 mm, 2100 mm above base of window or glazed door	not overshadowed
WIR	2100.00	900.00	aluminium, double glazed (U-value: <=2.5, SHGC: >0.6)	verandah 2000 mm, 2100 mm above base of window or glazed door	not overshadowed


Energy Commitments	Show on DA plans	Show on CC/CDC plans & specs	Certifier check
Hot water			
The applicant must install the following hot water system in the development, or a system with a higher energy rating: gas instantaneous with a performance of 6 stars.	✓	✓	✓
Cooling system			
The applicant must install the following cooling system, or a system with a higher energy rating, in at least 1 living area: 3-phase airconditioning; Energy rating: EER 3.5 - 4.0		✓	✓
The applicant must install the following cooling system, or a system with a higher energy rating, in at least 1 bedroom: 3-phase airconditioning; Energy rating: EER 3.5 - 4.0		✓	✓
Heating system			
The applicant must install the following heating system, or a system with a higher energy rating, in at least 1 living area: 3-phase airconditioning; Energy rating: EER 3.5 - 4.0		✓	✓
The applicant must install the following heating system, or a system with a higher energy rating, in at least 1 bedroom: 3-phase airconditioning; Energy rating: EER 3.5 - 4.0		✓	✓
Ventilation			
The applicant must install the following exhaust systems in the development: At least 1 Bathroom: individual fan, ducted to façade or roof; Operation control: manual switch on/off		✓	✓
Kitchen: individual fan, ducted to façade or roof; Operation control: manual switch on/off		✓	✓
Laundry: natural ventilation only, or no laundry; Operation control: n/a		✓	✓
Artificial lighting			
The applicant must ensure that a minimum of 80% of light fixtures are fitted with fluorescent, compact fluorescent, or light-emitting-diode (LED) lamps.		✓	✓
Natural lighting			
The applicant must install a window and/or skylight in 3 bathroom(s)/toilet(s) in the development for natural lighting.	✓	✓	✓


Energy Commitments	Show on DA plans	Show on CC/CDC plans & specs	Certifier check
Other			
The applicant must install a gas cooktop & electric oven in the kitchen of the dwelling.		✓	
The applicant must install a fixed outdoor clothes drying line as part of the development.		✓	

Legend

In these commitments, "applicant" means the person carrying out the development.

Commitments identified with a  in the "Show on DA plans" column must be shown on the plans accompanying the development application for the proposed development (if a development application is to be lodged for the proposed development).

Commitments identified with a  in the "Show on CC/CDC plans and specs" column must be shown in the plans and specifications accompanying the application for a construction certificate / complying development certificate for the proposed development.

Commitments identified with a  in the "Certifier check" column must be certified by a certifying authority as having been fulfilled, before a final occupation certificate (either interim or final) for the development may be issued.