

313 MAGPIE LANE, GALAMBINE NSW 2850

MUDGEES GARDENS

- PARK MANAGEMENT
- RECEPTION OFFICES
- REC ROOM
- WORKSHOP
- STORAGE
- AMENITIES No.1 ,2 & 3

ARCHITECTURAL DRAWING SCHEDULE

E000	COVER SHEET
E001	LOCALITY PLAN
E102	PLANT ROOM, WORKSHOP AND STORAGE SHED PLANS AND ELEVATIONS
E103	RECREATION ROOM PLANS, SECTIONS AND ELEVATIONS
E104	PARK MANAGEMENT AND OFFICE PLANS
E105	PARK MANAGEMENT AND OFFICE SECTIONS AND ELEVATIONS
E106	TOILET, SHOWER AND LAUNDRY BLOCK No.1 PLANS AND ELEVATIONS
E107	TOILET, SHOWER AND LAUNDRY BLOCK No.2 PLANS AND ELEVATIONS
E108	TOILET, SHOWER AND LAUNDRY BLOCK No.3 PLANS AND ELEVATIONS

DA SUBMISSION

NOT FOR CONSTRUCTION

REV E

CAM ENGINEERING AND CONSTRUCTION
 ACN 002 912 843 | ABN 82 644 689 849
 Notified Architect
 NSW Architects Registration No.
 383 Freemans Drive Cootamundra NSW 2265

COMPLETION OF THE QUALITY ASSURANCE CHECKS IS VERIFICATION THAT THE DOCUMENT CONFORMS WITH THE REQUIREMENTS OF THE QUALITY PROJECT PLAN. WHERE THE QUALITY ASSURANCE CHECK IS INCOMPLETE, THIS DOCUMENT IS PRELIMINARY FOR INFORMATION PURPOSES ONLY, OR SUCH PURPOSES AS STATED IN THE REVISION COLUMN.

THE IDEAS, INFORMATION AND CONCEPTS CONTAINED IN THIS DOCUMENT ARE THE PROPERTY OF E.E ARCHITECTURE. PHOTOCOPIING OR REPRODUCING THIS DOCUMENT AND PASSING IT ON TO OTHERS WITHOUT THE EXPRESS PERMISSION OF E.E ARCHITECTURE IS AN INFRINGEMENT OF COPYRIGHT. ©



ABBREVIATIONS

ACC	ACCESSIBLE CINEMA (ALOCATED SPACE)	ET	EXHAUST FAN ALSO REFER TO MECH. DOCUMENTATION	GLD	GLASS DOOR-GLASS
AL	ALUMINIUM LOUVRE (FIXED)	EG	EAVES GUTTER	SL	SLIDING DOOR-GLASS
B	BALLustrade	EPOXY	POLYURETHANE FLOORING AS SCHEDULED	ST	STORAGE
BC	BENCH CLIPBOARD	FAN 01	CEILING FAN AS SCHEDULED	SC	STONE CLADDING AS SCHEDULED
BF-G	BIFOLD GLASS	FAN 02	CEILING FAN AS SCHEDULED	SCR	SCREEN
BG	BOX GUTTER	FC	FIBRE CONCRETE SHEETING	SK	SINK
BH	BULKHEAD	FFL	FINISHED FLOOR LEVEL	SPR	SPREADER
BT	BIB TAP	FG	FIXED GLASS	T	TAPWARE
COL	COLUMN	FR	FRIDGE (UNDER BENCH)	TC	TIMBER CLADDING
CONC	CONCRETE	FW	FLOOR WASTE	TD	TUNDISH (REFER HYD / MECH ENG DOCS)
CR	CEMENT RENDER	GS	GLASS SHELVING	TG1	TACTILE GROUND (SURFACE) INDICATORS
CPT 01	CARPET AS SCHEDULED	GSB	GLASS SPLASH BACK	TL	TILE AS SCHEDULED
CPT 02	CARPET AS SCHEDULED	GW	GLASS WINDOW	TL01	TILE AS SCHEDULED
CT	CERAMIC TILE	HB	HAND BASIN	TL02	TILE AS SCHEDULED
DL	DOWN LIGHT	HD	HINGE DOOR	TL03	TILE AS SCHEDULED
DP	DOWN PIPE ALSO REFER TO HYDRAULIC DOCUMENTATION	HD-G	HINGE DOOR GLASS	TP	TIMBER POST
EDP	ELECTRICAL DISTRIBUTION BOARD (REFER ELECTRICAL DOCS)	HP	HIGH POINT	TRD	TOILET ROLL DISPENSER
				TS	TIMBER SOFFIT

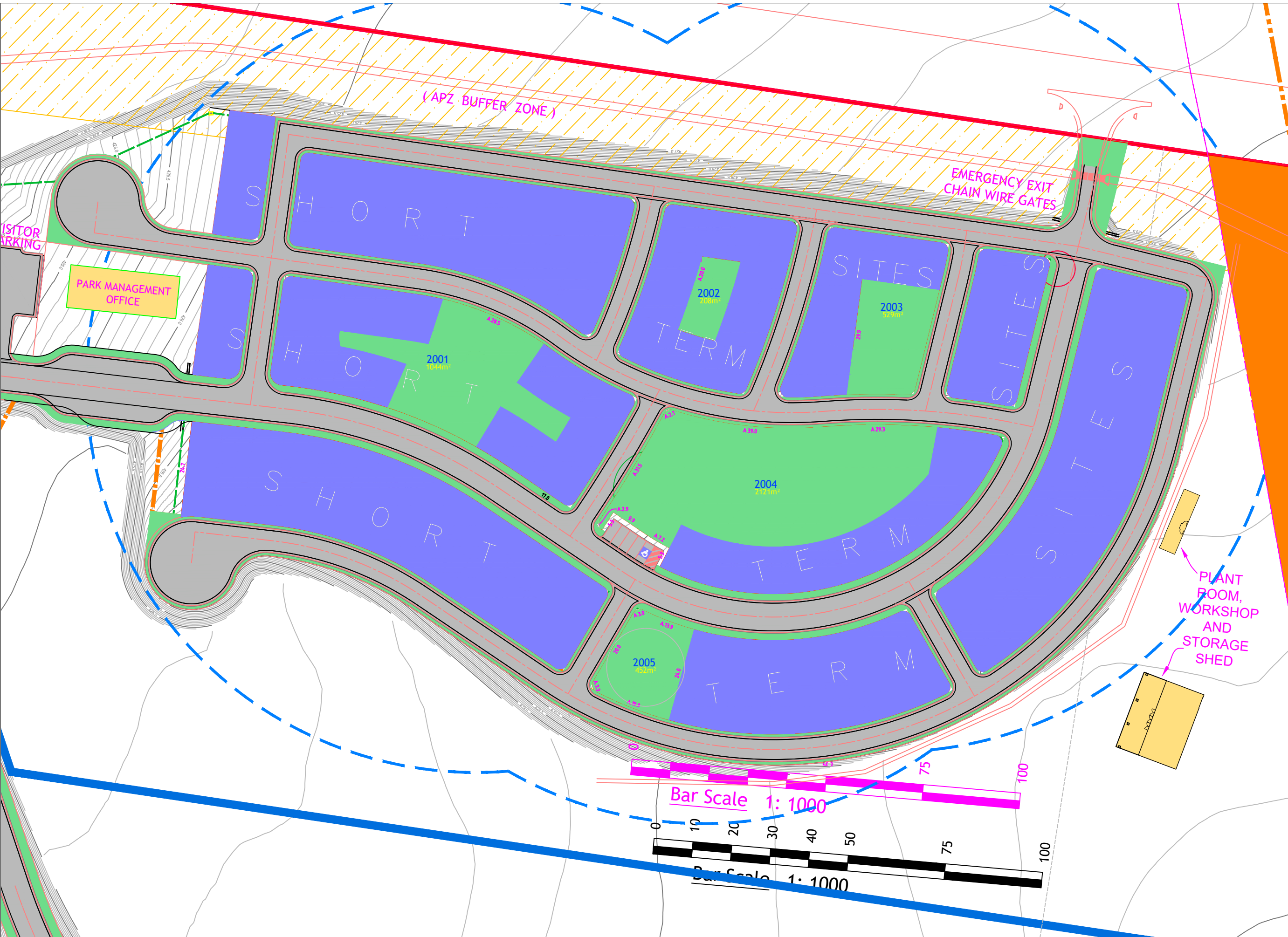
HR	HANDRAIL	TR	TROUGH (LAUNDRY)
K	KICK	UR	URINAL
LVR	GLASS LOUVRE WINDOW	VF	VINYL FLOORING AS SCHEDULED
LF	LOUVRE (GLASS) FIXED	VI	VISUAL INDICATOR
MRS	METAL ROOF SHEETING	WL 01	WALL LIGHT AS SCHEDULED
MSSB	MECHANICAL SERVICES SWITCHBOARD (REFER MECH ENGS DOCS)	WL 02	WALL LIGHT AS SCHEDULED
OF-DP	OVERFLOW DOWNPIPE	WM	WASHING MACHINE
PB	PLASTERBOARD	WC	WATER CLOSET
PBRM	MOISTURE RESISTANT PLASTERBOARD		
PF	POOL FENCE		
PL	PENDANT LIGHT		
PT	PAINT FINISH AS SCHEDULED		
RL	REDUCED LEVEL		
RV	ROOF VENTILATOR (REFER TO MECH ENGS DOCS)		
RWH	RAIN WATER HEAD		
SA	SUPPLY AIR ALSO REFER TO MECH. DOCUMENTATION		
SHR	SHOWER		

CAM ENGINEERING AND CONSTRUCTION
 ACN 002 912 843 | ABN 82 644 649 849
 Nominated Architect
 NSW Architects Registration No.
 383 Freemans Drive Coorabong NSW 2265

COMPLETION OF THE QUALITY ASSURANCE CHECKS IS VERIFICATION THAT THE DOCUMENT CONFORMS WITH THE REQUIREMENTS OF THE QUALITY PROJECT PLAN. WHERE THE QUALITY ASSURANCE CHECK IS INCOMPLETE THIS DOCUMENT IS PRELIMINARY FOR INFORMATION PURPOSES ONLY. OR SUCH PURPOSES AS STATED IN THE REVISION COLUMN.

THE IDEAS, INFORMATION AND CONCEPTS CONTAINED IN THIS DOCUMENT ARE THE PROPERTY OF E&E ARCHITECTURE. PHOTOCOPYING OR REPRODUCING THIS DOCUMENT AND PASSING IT ON TO OTHERS WITHOUT THE EXPRESS PERMISSION OF CAM ENGINEERING IS AN INFRINGEMENT OF COPYRIGHT. ©

DA SUBMISSION



PROJECT: MUDGE GARDENS AMENITIES BUILDINGS
 CLIENT: MUDGE GARDENS
 SITE: Lot 1 DP 174385
 Lot 1 DP 1003242
 313 Magpie Lane
 Galambine NSW 2850
 DRAWING: SITE PLAN

WORK IN FIGURED DIMENSIONS IN PREFERENCE TO SCALE. CHECK DIMENSIONS AND LEVELS ON SITE PRIOR TO THE ORDERING OF MATERIALS OR THE COMPLETION OF WORKSHOP DRAWINGS. IF IN DOUBT ASK. REPORT ALL ERRORS AND OMISSIONS.

FILENAME: 12501-CC Community Centre 220328.ppt
 DRAWN: DATE: SCALES:
JY 28/11/2023
 PROJECT No: 1001 PHASE: **WD** E101 REV: **D**

REVISIONS:

REV	DATE	COMMENTS

North Arrow

ABBREVIATIONS

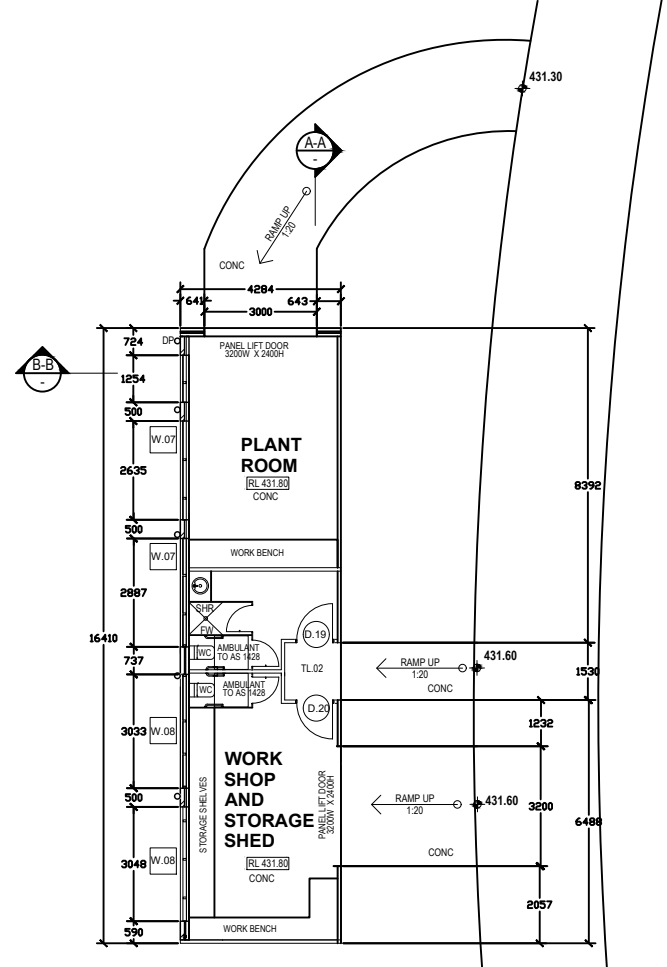
AL	ALUMINIUM LOUVER (FRED)	FFL	FINISHED FLOOR LEVEL	SD-G	SLIDING DOOR - GLASS
BF-G	BIFOLD GLASS	FG	FIXED GLASS	SC	STONE CLADDING AS SCHEDULED
BH	BULKHEAD	FW	FLOOR WASTE	T	TAPWARE
COL	COLUMN	GW	GLASS WINDOW	TC	TIMBER CLADDING
CONC	CONCRETE	HS	HAND BASH	TL.01	TILE AS SCHEDULED
CR	CEMENT RENDER	HD	HINGE DOOR	TL.02	TILE AS SCHEDULED
OPT.01	CARPET AS SCHEDULED	HD-G	HINGE DOOR GLASS	TL.03	TILE AS SCHEDULED
OPT.02	CARPET AS SCHEDULED	K	KICK	TP	TIMBER POST
CT	CERAMIC TILE	LVR	GLASS LOUVRE WINDOW	TRD	TOILET ROLL DISPENSER
DL	DOWN LIGHT	MRS	METAL ROOF SHEETING	TS	TIMBER SOFFIT
DP	DOWN PIPE ALSO REFER TO HYDRAULIC DOCUMENTATION	OF-DP	OVERFLOW DOWNPIPE	UR	URNAL
EF	EXHAUST FAN ALSO REFER TO MECH. DOCUMENTATION	PB	PLASTERBOARD	VF	VINYL FLOORING AS SCHEDULED
EG	EAVERS GUTTER	PL	PENDANT LIGHT	WL.01	WALL LIGHT AS SCHEDULED
EPOXY	POLYURETHANE FLOORING AS SCHEDULED	PT	PAINT FINISH AS SCHEDULED	WL.02	WALL LIGHT AS SCHEDULED
FAN.01	CEILING FAN AS SCHEDULED	RL	REDUCED LEVEL	WC	WATER CLOSET
FAN.02	CEILING FAN AS SCHEDULED	SA	SUPPLY AIR ALSO REFER TO MECH. DOCUMENTATION		
FC	FIBRE CEMENT SHEETING	#W	#WNER		

W.05	WINDOW MARKER eg. WINDOW / WINDOW N° 05
D.05	DOOR MARKER eg. DOOR / DOOR N° 05
PE	CEILING MATERIAL CEILING HEIGHT ABOVE FLOOR LEVEL
90mm	90mm STUD WALLS
200mm	200mm CONCRETE WALLS
200	200 CONCRETE, 100 AIR SPACE, 90 STUD WALL


CAM ENGINEERING & CONSTRUCTION
 NSW 932 912 863 | ABN 53 611 016 570
 Nominated Architect
 NSW Architects Registration
 633 Freemans Drive, Coorabong NSW 2205

COMPLETION OF THE QUALITY ASSURANCE CHECKS IS VERIFICATION THAT THE DOCUMENT CONFORMS WITH THE REQUIREMENTS OF THE QUALITY PROJECT PLAN. WHERE THE QUALITY ASSURANCE CHECK IS INCOMPLETE THE DOCUMENT IS PRELIMINARY FOR INFORMATION PURPOSES ONLY. OR SUCH PURPOSES AS STATED IN THE REVISION PLAN.

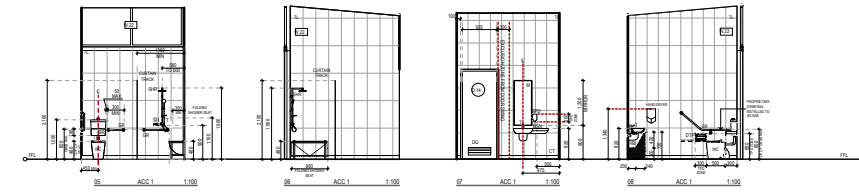
THE IDEAS, INFORMATION AND CONCEPTS CONTAINED IN THIS DOCUMENT ARE THE PROPERTY OF E&C ARCHITECTURE. PHOTOCOPYING OR REPRODUCING THIS DOCUMENT AND PASSING IT ON TO OTHERS WITHOUT THE WRITTEN PERMISSION OF CAM ENGINEERING AND CONSTRUCTION IS AN INFRINGEMENT OF COPYRIGHT. © 2022



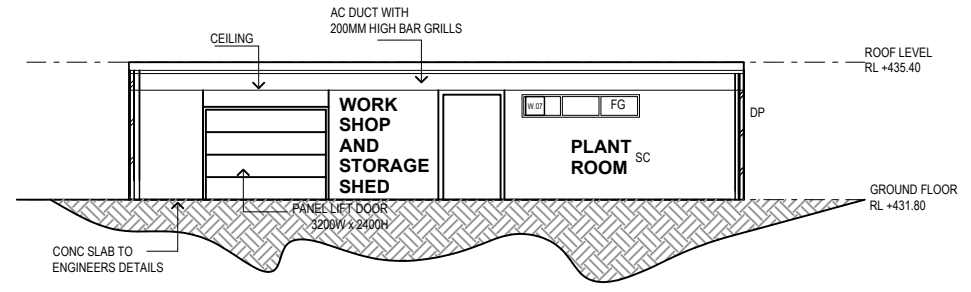
FLOOR PLAN



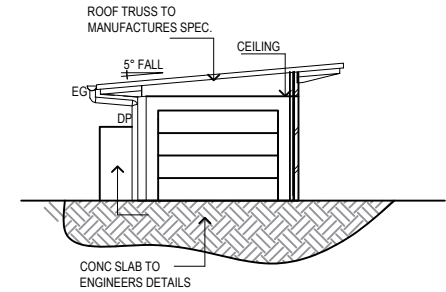
ROOF PLAN



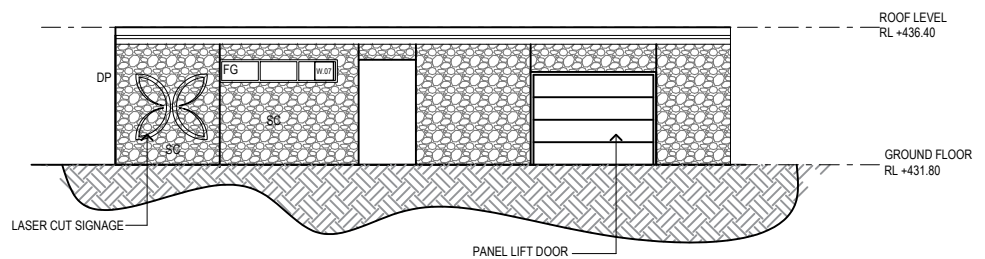
TYPICAL INTERNAL ELEVATIONS



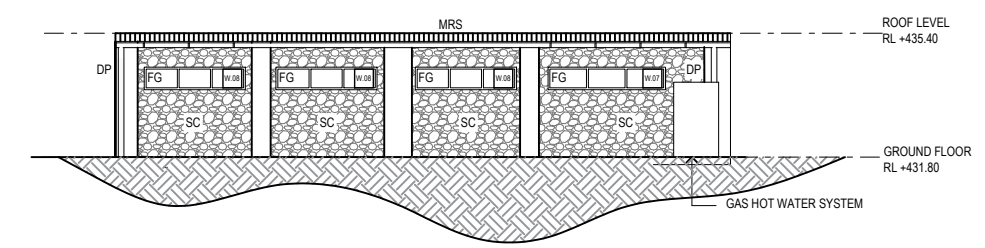
SECTION A - A



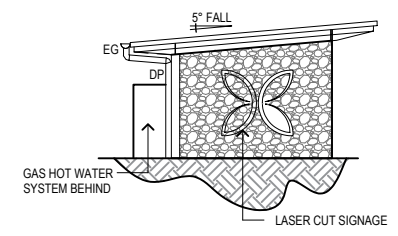
SECTION B-B



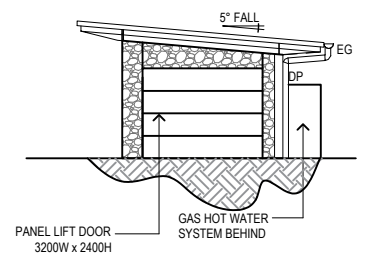
EAST ELEVATION



WEST ELEVATION



NORTH ELEVATION



SOUTH ELEVATION

PLANT ROOM, WORKSHOP AND STORAGE SHED

30/10/2019 CONSULTANT ISSUE
 26/11/2019 CONSULTANT ISSUE
 20/04/2022 CONSULTANT ISSUE
 10/02/2023 DA ISSUE

PROJECT: MUDGE GARDENS
 PLANT ROOM, WORKSHOP
 AND STORAGE

CLIENT: CRAIG BATEMAN
 MUDGE GARDENS

SITE: Lot 1 DP 174385
 Lot 1 DP 1003242
 313 Magpie Lane
 Galambine NSW 2850

DRAWING: PLANS,
 SECTIONS
 AND ELEVATIONS

WORK IN FIGURED DIMENSIONS IN PREFERENCE TO SCALE. CHECK DIMENSIONS AND LEVELS ON SITE PRIOR TO THE ORDERING OF MATERIALS OR THE COMPLETION OF WORKSHOP DRAWINGS. IF IN DOUBT ASK. REPORT ALL ERRORS AND OMISSIONS.

DRAWN: **JM** DATE: **20/04/2022** SCALES:

PROJECT No: **1001** PHASE: **WD** DRAWING No: **E102** REV: **D**

ABBREVIATIONS

AL	ALUMINIUM LOUVRE (FIXED)
BF-G	BIFOLD GLASS
BH	BULKHEAD
COL	COLUMN
CONC	CONCRETE
CR	CEMENT RENDER
CPT.01	CARPET AS SCHEDULED
CPT.02	CARPET AS SCHEDULED
CT	CERAMIC TILE
DL	DOWNLIGHT
DP	DOWN PIPE ALSO REFER TO HYDRAULIC DOCUMENTATION
EF	EXHAUST FAN ALSO REFER TO MECH. DOCUMENTATION
EG	EVAS GUTTER
EPOXY	POLYURETHANE FLOORING AS SCHEDULED
FAN.01	CEILING FAN AS SCHEDULED
FAN.02	CEILING FAN AS SCHEDULED
FC	FIBRE CEMENT SHEETING
FFL	FINISHED FLOOR LEVEL
FG	FIXED GLASS
FW	FLOOR WASTE
GW	GLASS WINDOW
HB	HAND BASH
HD	HINGE DOOR
HD-G	HINGE DOOR GLASS
K	KICK
LVR	GLASS LOUVRE WINDOW
MRS	METAL ROOF SHEETING
OF-DP	OVERFLOW DOWNPIPE
PB	PLASTERBOARD
PL	PENDANT LIGHT
PT	PAINT FINISH AS SCHEDULED
RL	REDUCED LEVEL
SA	SUPPLY AIR ALSO REFER TO MECH. DOCUMENTATION
SD-G	SLIDING DOOR - GLASS
ST	STORAGE
SC	STONE CLADDING AS SCHEDULED
T	TAPWARE
TC	TIMBER CLADDING
TL.01	TILE AS SCHEDULED
TL.02	TILE AS SCHEDULED
TL.03	TILE AS SCHEDULED
TP	TIMBER POST
TRD	TOILET ROLL DISPENSER
TS	TIMBER SOFFIT
UR	URNAL
VF	VINYL FLOORING AS SCHEDULED
WL.01	WALL LIGHT AS SCHEDULED
WL.02	WALL LIGHT AS SCHEDULED
WC	WATER CLOSET

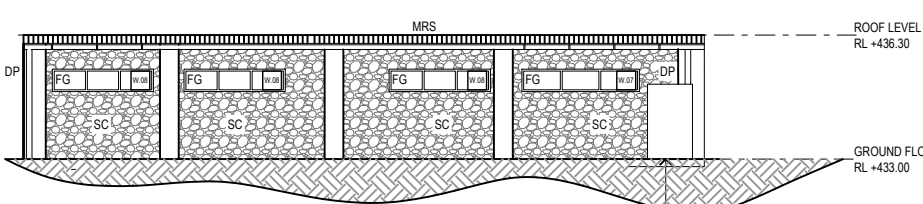
W.05	WINDOW MARKER eg. WINDOW / WINDOW N° 05
D.05	DOOR MARKER eg. DOOR / DOOR N° 05
PE	CEILING MATERIAL
CEILING	CEILING HEIGHT ABOVE FLOOR LEVEL
90mm	90mm STUD WALLS
200mm	200mm CONCRETE WALLS
200	200 CONCRETE, 100 AIR SPACE, 90 STUD WALL

SD-G	SLIDING DOOR - GLASS
ST	STORAGE
SC	STONE CLADDING AS SCHEDULED
T	TAPWARE
TC	TIMBER CLADDING
TL.01	TILE AS SCHEDULED
TL.02	TILE AS SCHEDULED
TL.03	TILE AS SCHEDULED
TP	TIMBER POST
TRD	TOILET ROLL DISPENSER
TS	TIMBER SOFFIT
UR	URNAL
VF	VINYL FLOORING AS SCHEDULED
WL.01	WALL LIGHT AS SCHEDULED
WL.02	WALL LIGHT AS SCHEDULED
WC	WATER CLOSET


CAM ENGINEERING & CONSTRUCTION
 ACN 002 912 843 | ABN 53 611 016 570
 Qualified Architect
 NSW Architects Registration
 883 Freemans Drive Coorabong NSW 2265

COMPLETION OF THE QUALITY ASSURANCE CHECKS IS VERIFICATION THAT THE DOCUMENT CONFORMS WITH THE REQUIREMENTS OF THE QUALITY PROJECT PLAN, WHERE THE QUALITY ASSURANCE CHECK IS INCOMPLETE, THE DOCUMENT IS PRELIMINARY FOR INFORMATION PURPOSES ONLY, OR SUCH PURPOSES AS STATED IN THE REVISION COLUMN.

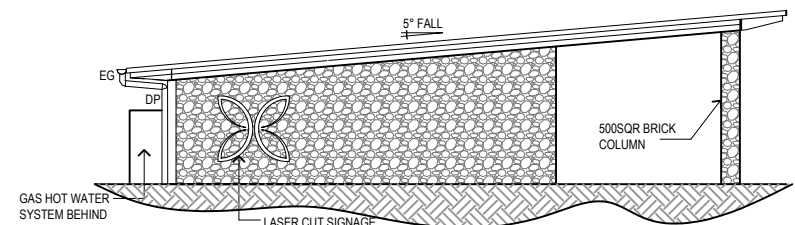
THE IDEAS, INFORMATION AND CONCEPTS CONTAINED IN THIS DOCUMENT ARE THE PROPERTY OF E.E ARCHITECTURE. PHOTOCOPYING OR REPRODUCING THIS DOCUMENT AND PASSING IT ON TO OTHERS WITHOUT THE EXPRESS PERMISSION OF CAM ENGINEERING IS AN INFRINGEMENT OF COPYRIGHT. ©



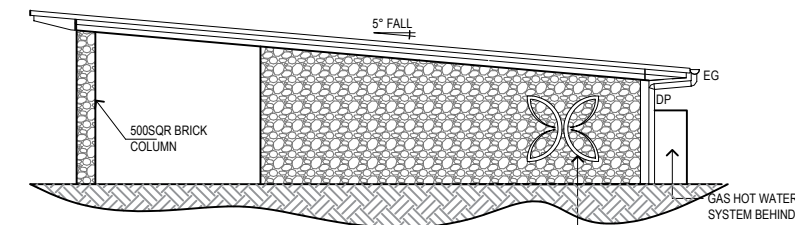
WEST ELEVATION



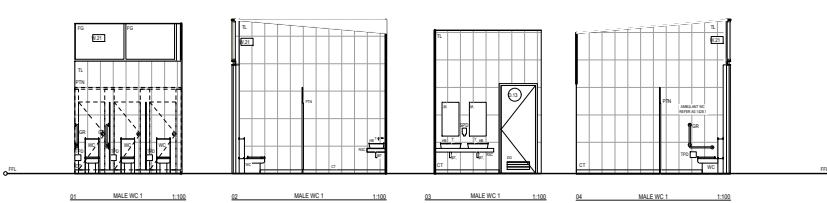
EAST ELEVATION



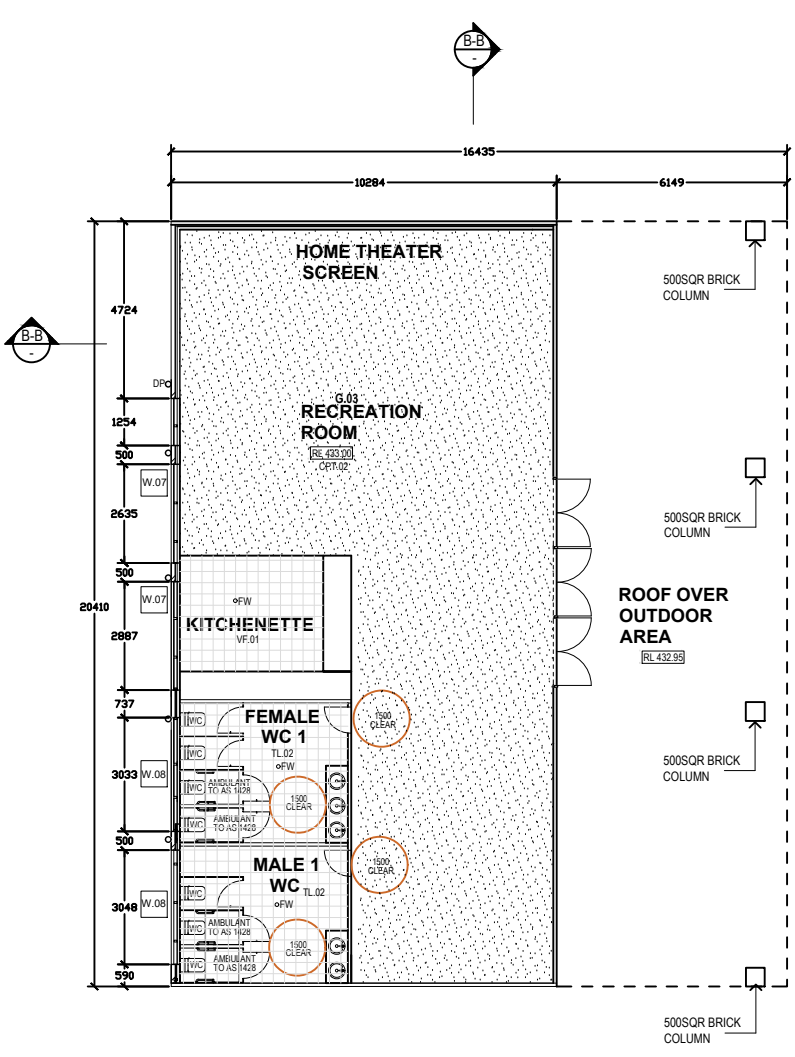
NORTH ELEVATION



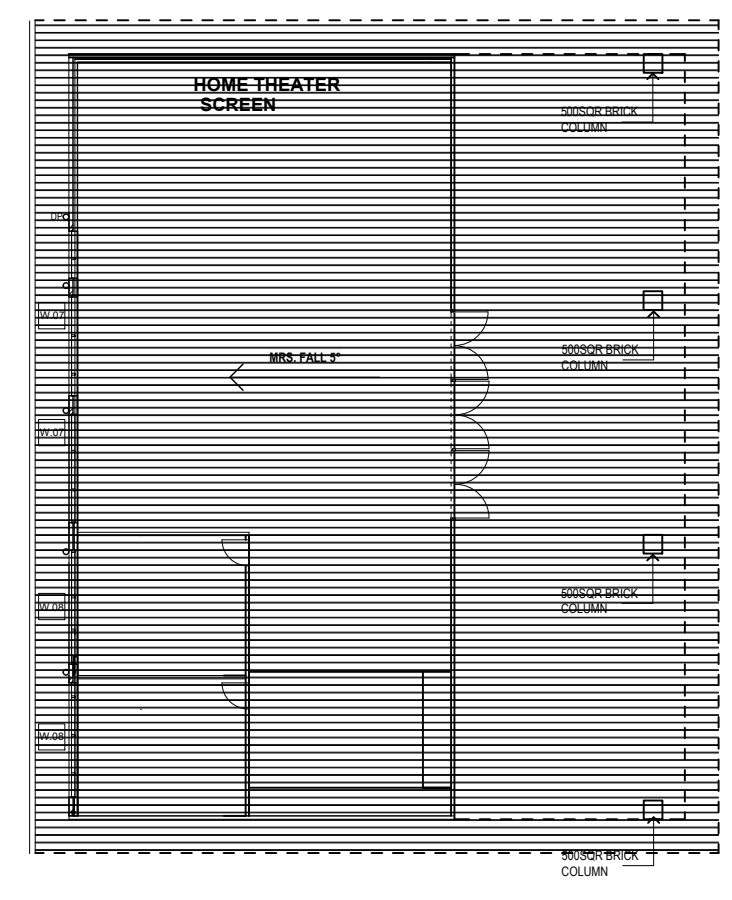
SOUTH ELEVATION



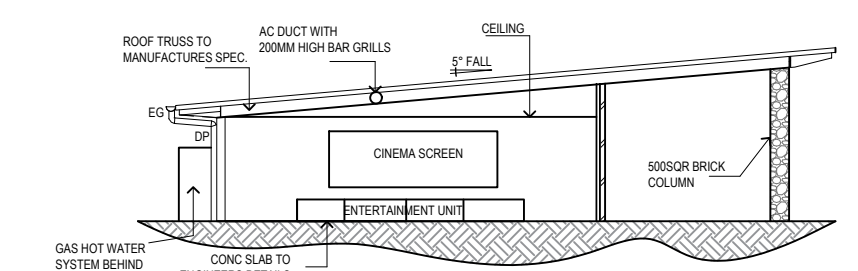
TYPICAL INTERNAL ELEVATIONS



FLOOR PLAN



ROOF PLAN



SECTION A-A



EAST ELEVATION

RECREATION ROOM

PROJECT: MUDGE GARDENS RECREATION ROOM
 CLIENT: CRAIG BATEMAN MUDGE GARDENS
 SITE: Lot 1 DP 174385 Lot 1 DP 1003242 313 Magpie Lane Galambine NSW 2850
 DRAWING: GROUND FLOOR PLANS AND ELEVATIONS
 WORK IN FIGURED DIMENSIONS IN PREFERENCE TO SCALE. CHECK DIMENSIONS AND LEVELS ON SITE PRIOR TO THE ORDERING OF MATERIALS OR THE COMPLETION OF WORKSHOP DRAWINGS. IF IN DOUBT ASK, REPORT ALL ERRORS AND OMISSIONS.

DATE: 20/04/2022
 DRAWN: JM
 PROJECT No: 1001
 PHASE: WD
 DRAWING No: E103
 REVISION: D

ABBREVIATIONS

AL ALUMINUM LOUVER (FRED)	FFL FINISHED FLOOR LEVEL	SD-G SLIDING DOOR - GLASS
BF-G BIFOLD GLASS	FG FIXED GLASS	ST STORAGE
BH BULKHEAD	FW FLOOR WASTE	SC STONE CLADDING AS SCHEDULED
COL COLUMN	GW GLASS WINDOW	T TAPWARE
CONC CONCRETE	HB HAND BASIN	TC TIMBER CLADDING
CR CEMENT RENDER	HD HINGE DOOR	TL.01 TILE AS SCHEDULED
CPT.01 CARPET AS SCHEDULED	HD-G HINGE DOOR GLASS	TL.02 TILE AS SCHEDULED
CPT.02 CARPET AS SCHEDULED	K KICK	TL.03 TILE AS SCHEDULED
CT CERAMIC TILE	LVR GLASS LOUVRE WINDOW	TP TIMBER POST
DL DOWN LIGHT	MRS METAL ROOF SHEETING	TRD TOILET ROLL DISPENSER
DP DOWN PIPE ALSO REFER TO HYDRAULIC DOCUMENTATION	OF-PB OVERFLOW DOWNPIPE	TS TIMBER SOFFIT
EF EXHAUST FAN ALSO REFER TO MECH. DOCUMENTATION	PB PLASTERBOARD	UR URINAL
EG SAVES GUTTER	PL PENDANT LIGHT	VF VINYL FLOORING AS SCHEDULED
EPOXY POLYURETHANE FLOORING AS SCHEDULED	PT PAINT FINISH AS SCHEDULED	WL.01 WALL LIGHT AS SCHEDULED
FAN.01 FAN AS SCHEDULED	RL REDUCED LEVEL	WL.02 WALL LIGHT AS SCHEDULED
FAN.02 FAN AS SCHEDULED	SA SUPPLY AIR ALSO REFER TO MECH. DOCUMENTATION	WC WATER CLOSET
FC FIBRE CEMENT SETTING	#A-A	

W.05 WINDOW MARKER	eg. WINDOW WINDOW N° 05
D.05 DOOR MARKER	eg. DOOR / DOOR N° 05
P.05 CEILING MATERIAL	CEILING HEIGHT ABOVE FLOOR LEVEL
90mm STUD WALLS	
200mm CONCRETE WALLS	
200 CONCRETE, 100 AIR SPACE, 90 STUD WALL	

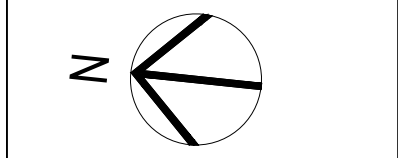
CAM ENGINEERING & CONSTRUCTION
 ACN 932 913 863 | ABN 53 611 016 570
 Nominated Architect -
 NSW Architects Registration
 353 Freemans Drive Coorabong NSW 2255

COMPLETION OF THE QUALITY ASSURANCE CHECKS IS VERIFICATION THAT THE DOCUMENT CONFORMS WITH THE REQUIREMENTS OF THE QUALITY PROJECT PLAN, WHERE THE QUALITY ASSURANCE CHECK IS INCOMPLETE THE DOCUMENT IS PRELIMINARY FOR INFORMATION PURPOSES ONLY, OR SUCH PURPOSES AS STATED IN THE REVISION COLUMN.

THE IDEAS, INFORMATION AND CONCEPTS CONTAINED IN THIS DOCUMENT ARE THE PROPERTY OF E.C. ARCHITECTURE. PHOTOCOPYING OR REPRODUCING THIS DOCUMENT AND PASSING IT ON TO OTHERS WITHOUT THE EXPRESS PERMISSION OF CAM ENGINEERING IS AN INFRINGEMENT OF COPYRIGHT. ©

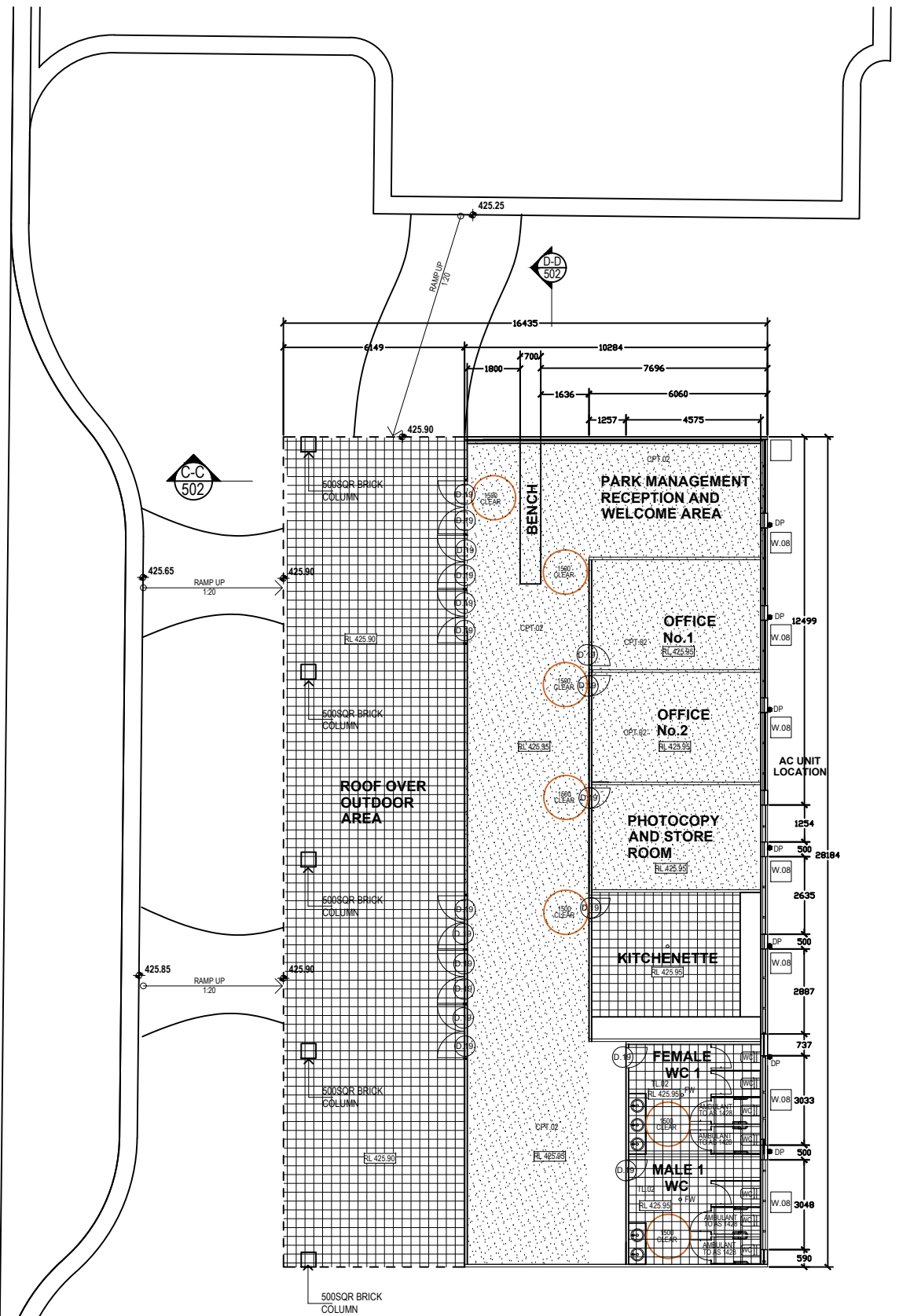
REV | DATE | COMMENTS
 A 12/11/2023 DA SUBMISSION

PROJECT: MUDGEES GARDENS MANAGEMENT AND RECEPTION OFFICE
 CLIENT: MUDGEES GARDENS
 SITE: Lot 1 DP 174385
 Lot 1 DP 1003242
 313 Magpie Lane
 Galambine NSW 2850
 DRAWING: GROUND FLOOR PLANS

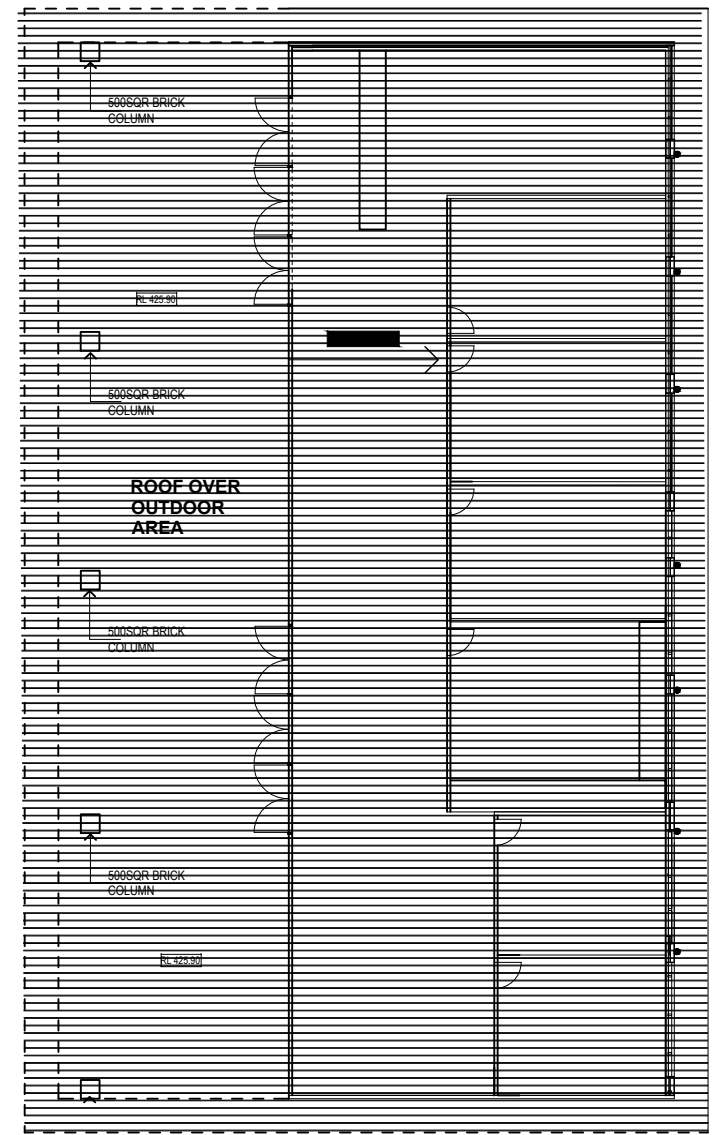


WORK IN FIGURED DIMENSIONS IN PREFERENCE TO SCALE. CHECK DIMENSIONS AND LEVELS ON SITE PRIOR TO THE ORDERING OF MATERIALS OR THE COMPLETION OF WORKSHOP DRAWINGS. IF IN DOUBT ASK. REPORT ALL ERRORS AND OMISSIONS.

DRAWN: **JM** DATE: **12/11/2023** SCALES:
 PROJECT No: **1001** PHASE: **WD** DRAWING No: **E104** REV: **D**



FLOOR PLAN



ROOF PLAN

PARK MANAGEMENT AND RECEPTION OFFICE

ABBREVIATIONS

AL	ALUMINIUM LOUVER (FRED)	FGL	FINISHED FLOOR LEVEL	SD-G	SLIDING DOOR - GLASS
BF-G	BUFFALO GLASS	FG	FIXED GLASS	ST	STORAGE
BH	BULKHEAD	FW	FLOOR WASTE	SC	STONE CLADDING AS SCHEDULED
COL	COLUMN	GW	GLASS WINDOW	T	TAPWARE
CONC	CONCRETE	HS	HAND BASIN	TC	TIMBER CLADDING
CR	CEMENT RENDER	HD	HINGE DOOR	TL,01	TILE AS SCHEDULED
CPT,01	CARPET AS SCHEDULED	HD-G	HINGE DOOR GLASS	TL,02	TILE AS SCHEDULED
CPT,02	CARPET AS SCHEDULED	K	KICK	TL,03	TILE AS SCHEDULED
CT	CERAMIC TILE	LVR	GLASS LOUVER WINDOW	TP	TIMBER POST
DL	DOWN LIGHT	MRS	METAL ROOF SHEETING	TRD	TOILET ROLL DISPENSER
DP	DOWN PIPE ALSO REFER TO HYDRAULIC DOCUMENTATION	OF-DP	OVERFLOW DOWNPIPE	TS	TIMBER SOFFIT
EF	EXHAUST FAN ALSO REFER TO MECH. DOCUMENTATION	PB	PLASTERBOARD	UR	URNAL
EG	EAVER GUTTER	PL	PENDANT LIGHT	VF	VINYL FLOORING AS SCHEDULED
EPOXY	POLYURETHANE FLOORING AS SCHEDULED	PT	PAINT FINISH AS SCHEDULED	WL,01	WALL LIGHT AS SCHEDULED
FAN,01	CEILING FAN AS SCHEDULED	RL	REDUCED LEVEL	WL,02	WALL LIGHT AS SCHEDULED
FAN,02	CEILING FAN AS SCHEDULED	SA	SUPPLY AIR ALSO REFER TO MECH. DOCUMENTATION	WC	WATER CLOSET
FC	FIBRE CEMENT SHEETING				

A-A

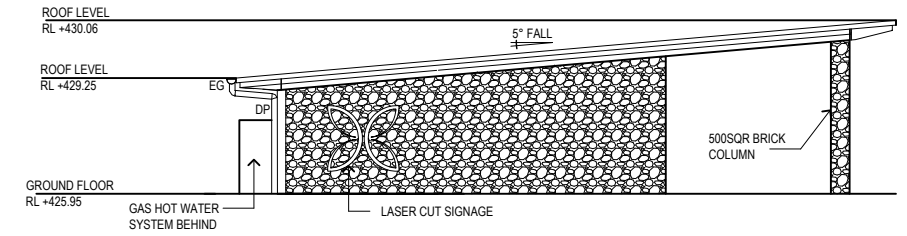
W,05	WINDOW MARKER eg. WINDOW / WINDOW N° 05
D,05	DOOR MARKER eg. DOOR / DOOR N° 05
CE	CEILING MATERIAL
CH	CEILING HEIGHT ABOVE FLOOR LEVEL
ST	90mm STUD WALLS
CC,01	200mm CONCRETE WALLS
CC,02	200 CONCRETE, 100 AIR SPACE, 90 STUD WALL

CAM ENGINEERING & CONSTRUCTION

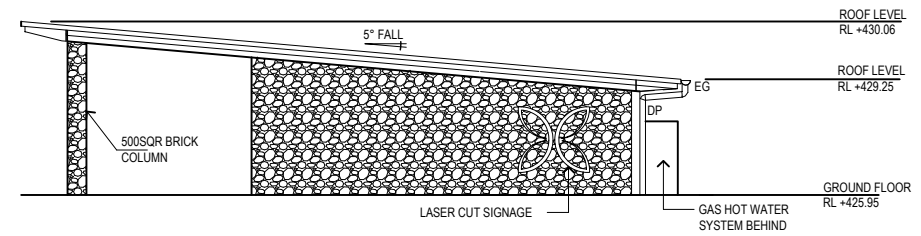
ACN 932 913 843 | ABN 53 611 016 570
 Nominated Architect -
 NSW Architects Registration
 353 Freemans Drive, Coorabong NSW 2255

COMPLETION OF THE QUALITY ASSURANCE CHECKS IS VERIFICATION THAT THE DOCUMENT CONFORMS WITH THE REQUIREMENTS OF THE QUALITY PROJECT PLAN, WHERE THE QUALITY ASSURANCE CHECK IS INCOMPLETE THE DOCUMENT IS PRELIMINARY FOR INFORMATION PURPOSES ONLY. OR SUCH PURPOSES AS STATED IN THE REVISION COLUMN.

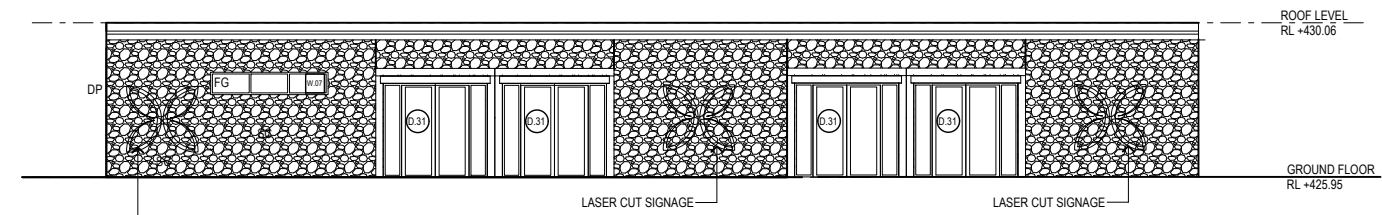
THE IDEAS, INFORMATION AND CONCEPTS CONTAINED IN THIS DOCUMENT ARE THE PROPERTY OF E&C ARCHITECTURE. PHOTOCOPYING OR REPRODUCING THIS DOCUMENT AND PASSING IT ON TO OTHERS WITHOUT THE EXPRESS PERMISSION OF CAM ENGINEERING IS AN INFRINGEMENT OF COPYRIGHT. ©



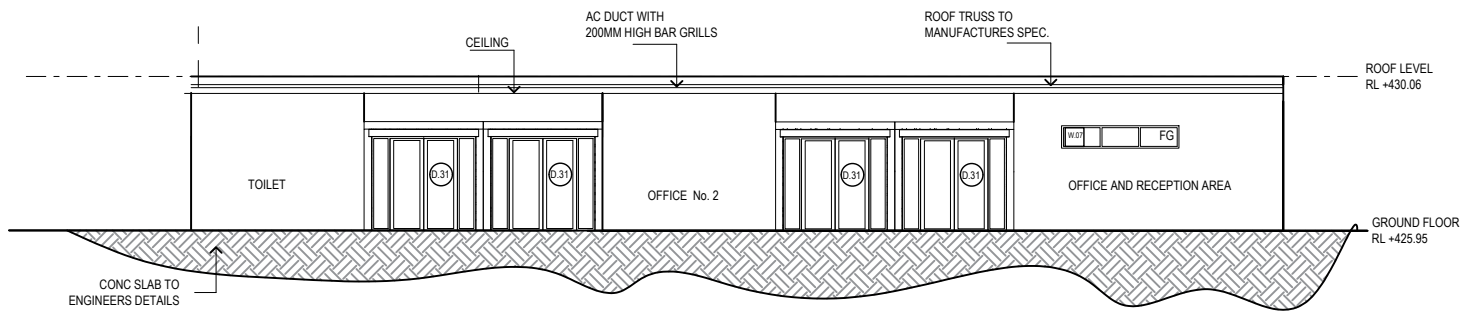
EAST ELEVATION



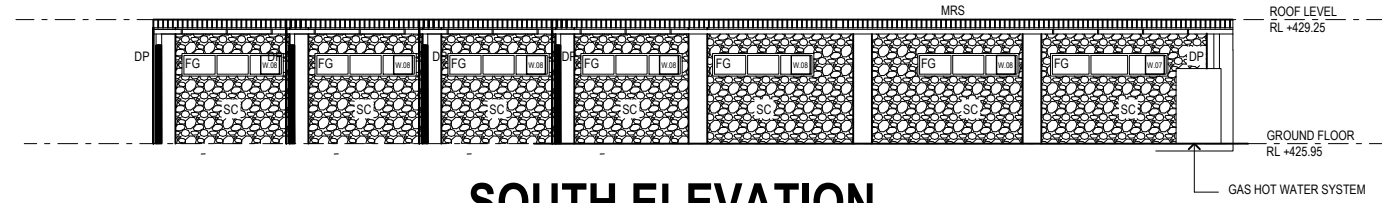
WEST ELEVATION



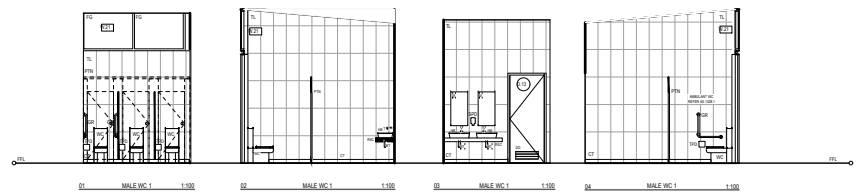
NORTH ELEVATION



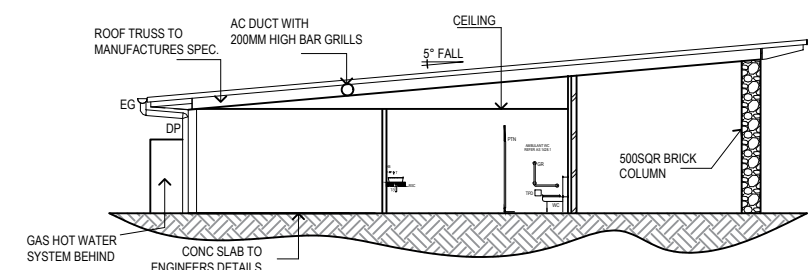
SECTION A-A



SOUTH ELEVATION



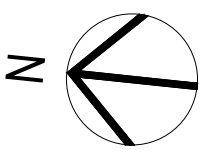
TYPICAL INTERNAL ELEVATIONS



SECTION B-B

1 | REV | CHD | WED | BC
 2 | DRW | CHD | WED | BC
 3 | JY | BC | BC

1 | REV | DATE | COMMENTS
 E 12/02/2024 DA SUBMISSION



PROJECT: MUDGE GARDENS MANAGEMENT AND RECEPTION OFFICE

CLIENT: MUDGE GARDENS

SITE: Lot 1 DP 174385
 Lot 1 DP 1003242
 313 Magpie Lane
 Galambine NSW 2850

DRAWING: SECTIONS AND ELEVATIONS

WORK IN FIGURED DIMENSIONS IN PREFERENCE TO SCALE. CHECK DIMENSIONS AND LEVELS ON SITE PRIOR TO THE ORDERING OF MATERIALS OR THE COMPLETION OF WORKSHOP DRAWINGS. IF IN DOUBT ASK. REPORT ALL ERRORS AND OMISSIONS.

DRAWN: JM DATE: 12/02/2024 SCALES:

PROJECT No: 1001 PHASE: WD DRAWING No: E105 REV: D

ABBREVIATIONS

AL	ALUMINIUM LOUVER (FRED)	FFL	FINISHED FLOOR LEVEL	SD-G	SLIDING DOOR - GLASS
BF-G	BIFOLD GLASS	FG	FIXED GLASS	ST	STORAGE
BH	BULKHEAD	FW	FLOOR WASTE	SC	STONE CLADDING AS SCHEDULED
CC	COLUMN	GW	GLASS WINDOW	T	TAPWARE
CCRC	CONCRETE	HB	HAND BASH	TC	TIMBER CLADDING
CR	CEMENT RENDER	HD	HINGE DOOR	TL.01	TILE AS SCHEDULED
OPT.01	CARPET AS SCHEDULED	HD-G	HINGE DOOR GLASS	TL.02	TILE AS SCHEDULED
OPT.02	CARPET AS SCHEDULED	K	KICK	TL.03	TILE AS SCHEDULED
CT	CERAMIC TILE	LVR	GLASS LOUVRE WINDOW	TP	TIMBER POST
DL	DOWN LIGHT	MRS	METAL ROOF SHEETING	TRO	TOILET ROLL DISPENSER
DP	DOWN PIPE ALSO REFER TO HYDRAULIC DOCUMENTATION	OF-DP	OVERFLOW DOWNPIPE	TS	TIMBER SOFFIT
EF	EXHAUST FAN ALSO REFER TO MECH. DOCUMENTATION	PB	PLASTERBOARD	UR	URNAL
EG	EVES GUTTER	PL	PENDANT LIGHT	VF	VINYL FLOORING AS SCHEDULED
EPOXY	POLYURETHANE FLOORING AS SCHEDULED	PT	PAINT FINISH AS SCHEDULED	WL.01	WALL LIGHT AS SCHEDULED
FAN.01	CEILING FAN AS SCHEDULED	RL	REDUCED LEVEL	WL.02	WALL LIGHT AS SCHEDULED
FAN.02	CEILING FAN AS SCHEDULED	SA	SUPPLY AIR ALSO REFER TO MECH. DOCUMENTATION	WC	WATER CLOSET
FC	FIBRE CEMENT SHEETING	SHR	SHOWER		

A-A


CAM ENGINEERING & CONSTRUCTION
 ACN 932 912 843 | ABN 53 611 016 570
 Nominated Architect -
 NSW Architects Registration
 333 Freemans Drive, Coorabong NSW 2255

COMPLETION OF THE QUALITY ASSURANCE CHECKS IS VERIFICATION THAT THE DOCUMENT CONFORMS WITH THE REQUIREMENTS OF THE QUALITY PROJECT PLAN, WHERE THE QUALITY ASSURANCE CHECK IS INCOMPLETE THE DOCUMENT IS PRELIMINARY FOR INFORMATION PURPOSES ONLY, OR SUCH PURPOSES AS STATED IN THE REVISION COLUMN.

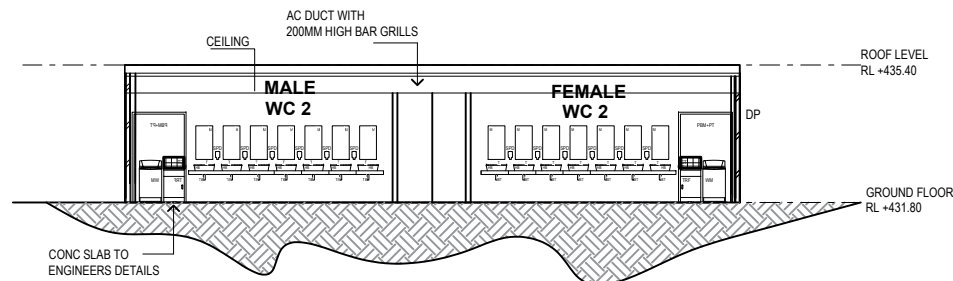
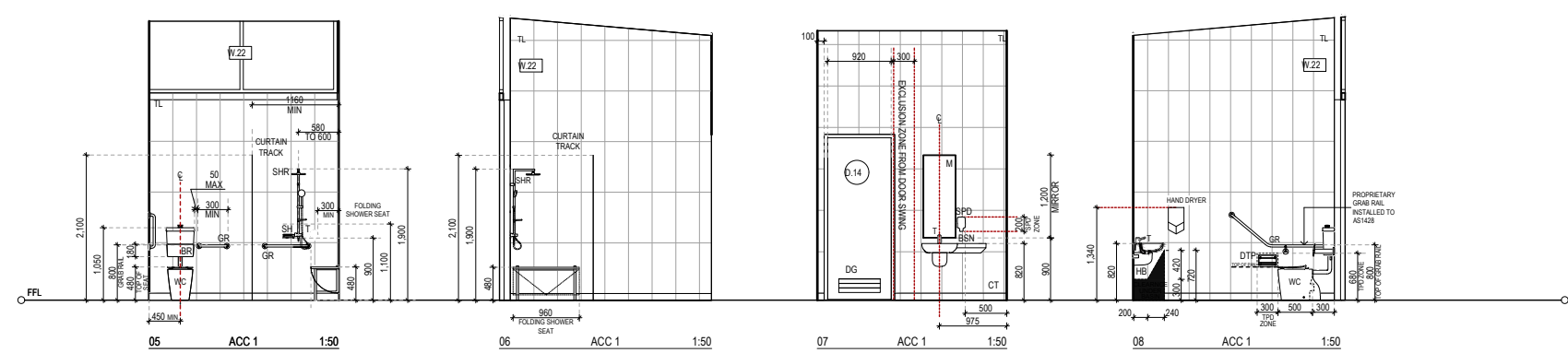
THE IDEAS, INFORMATION AND CONCEPTS CONTAINED IN THIS DOCUMENT ARE THE PROPERTY OF E&C ARCHITECTURE. PHOTOCOPIING OR REPRODUCING THIS DOCUMENT AND PASSING IT ON TO OTHERS WITHOUT THE EXPRESS PERMISSION OF CAM ENGINEERING IS AN INFRINGEMENT OF COPYRIGHT. ©

COMMENTS

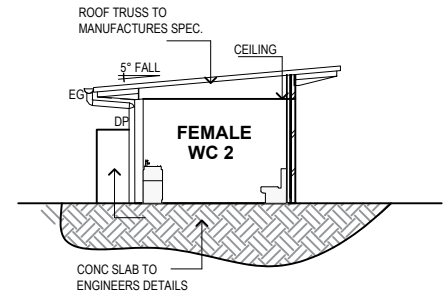
1	REV 'A'	09/10/2019	CONSULTANT ISSUE
2	B	26/11/2019	CONSULTANT ISSUE
3	C	20/04/2022	CONSULTANT ISSUE
4	C	10/02/2023	DA ISSUE



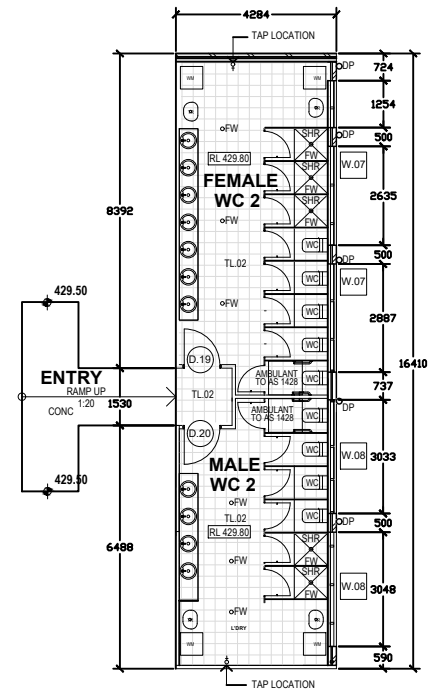
ROOF PLAN



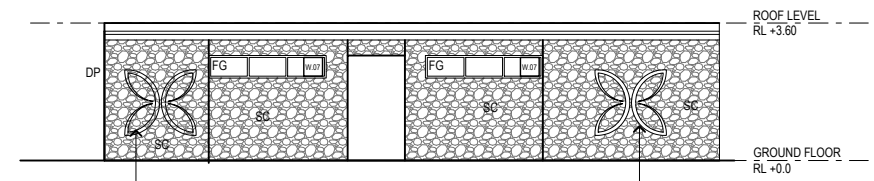
SECTION A - A



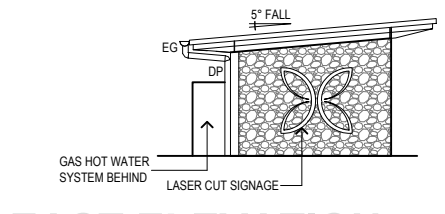
SECTION B-B



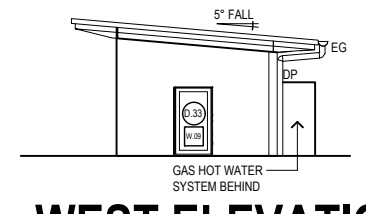
FLOOR PLAN



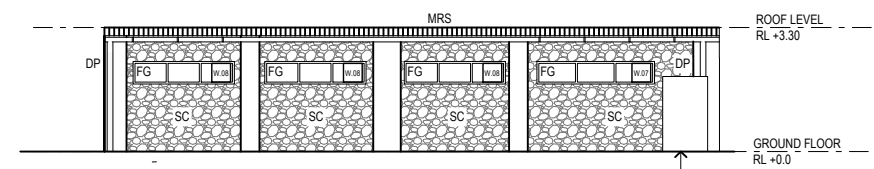
NORTH ELEVATION



EAST ELEVATION



WEST ELEVATION



SOUTH ELEVATION

AMENITIES BLOCK NUMBER 1

PROJECT: MUDGE GARDENS SHOWER, TOILET AND LNDRY No.1

CLIENT: CRAIG BATEMAN MUDGE GARDENS

SITE: Lot 1 DP 174385 Lot 1 DP 1003242 313 Magpie Lane Galambine NSW 2850

DRAWING: GROUND FLOOR PLANS AND ELEVATIONS

WORK IN FIGURED DIMENSIONS IN PREFERENCE TO SCALE. CHECK DIMENSIONS AND LEVELS ON SITE PRIOR TO THE ORDERING OF MATERIALS OR THE COMPLETION OF WORKSHOP DRAWINGS. IF IN DOUBT ASK, REPORT ALL ERRORS AND OMISSIONS.

DRAWN: **JM** DATE: **20/04/2022** SCALES:

PROJECT No: **1001** PHASE: **WD** DRAWING No: **E106** REV: **D**

ABBREVIATIONS

AL	ALUMINIUM LOUVER (FRED)
BF-G	BIFOLD GLASS
BH	BULKHEAD
COL	COLUMN
CONC	CONCRETE
CR	CEMENT RENDER
CPT.01	CARPET AS SCHEDULED
CPT.02	CARPET AS SCHEDULED
CT	CERAMIC TILE
DL	DOWN LIGHT
DP	DOWN PIPE ALSO REFER TO HYDRAULIC DOCUMENTATION
EF	EXHAUST FAN ALSO REFER TO MECH. DOCUMENTATION
EG	ENIGS GUTTER
EPOXY	POLYURETHANE FLOORING AS SCHEDULED
FAN.01	CEILING FAN AS SCHEDULED
FAN.02	CEILING FAN AS SCHEDULED
FC	FIBRE CEMENT SHEETING

FFL	FINISHED FLOOR LEVEL
FG	FIXED GLASS
FW	FLOOR WASTE
GW	GLASS WINDOW
HB	HAND BASH
HD	HINGE DOOR
HD-G	HINGE DOOR GLASS
K	KICK
LVR	GLASS LOUVER WINDOW
MRS	METAL ROOF SHEETING
OF-DP	OVERFLOW DOWNPIPE
PB	PLASTERBOARD
PL	PENDANT LIGHT
PT	PAINT FINISH AS SCHEDULED
RL	REDUCED LEVEL
SA	SUPPLY AIR ALSO REFER TO MECH. DOCUMENTATION
SHR	SHOWER

SD-G	SLIDING DOOR - GLASS
ST	STORAGE
SC	STONE CLADDING AS SCHEDULED
T	TAPWARE
TC	TIMBER CLADDING
TL.01	TILE AS SCHEDULED
TL.02	TILE AS SCHEDULED
TL.03	TILE AS SCHEDULED
TP	TIMBER POST
TRO	TOILET ROLL DISPENSER
TS	TIMBER SOFFIT
URNAL	URNAL
VF	VINYL FLOORING AS SCHEDULED
WL.01	WALL LIGHT AS SCHEDULED
WL.02	WALL LIGHT AS SCHEDULED
WC	WATER CLOSET


A-A

CAM ENGINEERING & CONSTRUCTION

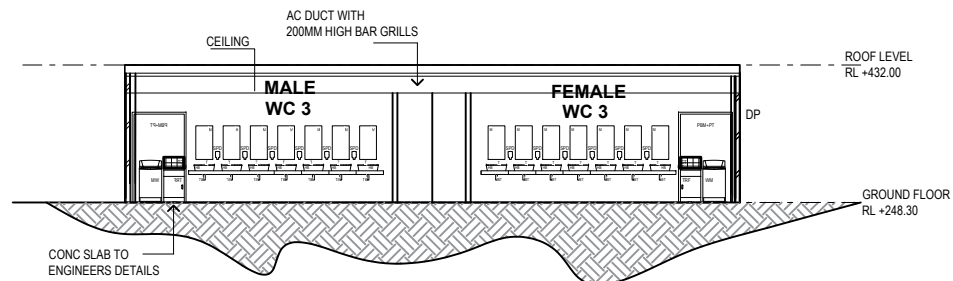
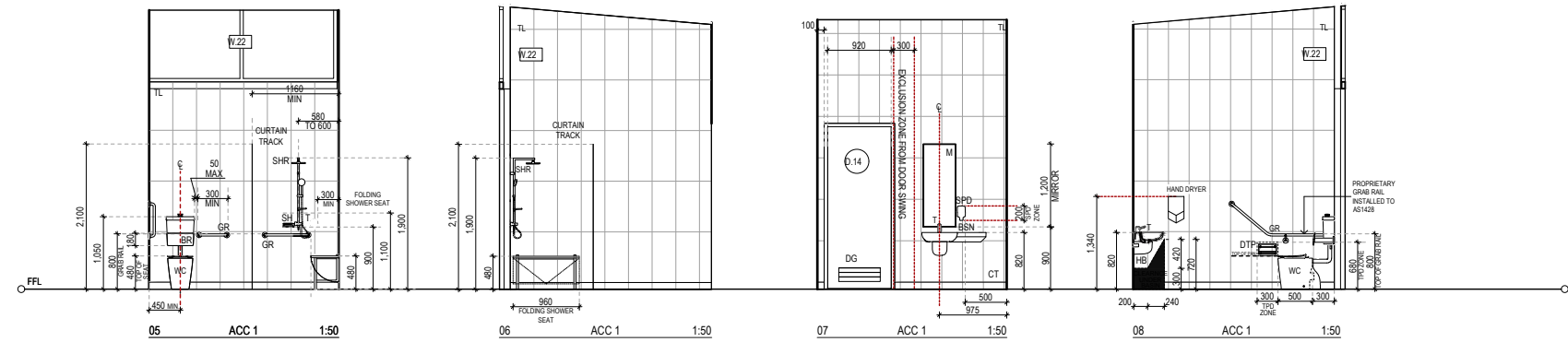
ACN 932 912 843 | ABN 53 611 016 570
 Nominated Architect -
 NSW Architects Registration
 333 Freemans Drive, Coorabong NSW 2255

COMPLETION OF THE QUALITY ASSURANCE CHECKS IS VERIFICATION THAT THE DOCUMENT CONFORMS WITH THE REQUIREMENTS OF THE QUALITY PROJECT PLAN, WHERE THE QUALITY ASSURANCE CHECK IS INCOMPLETE THE DOCUMENT IS PRELIMINARY FOR INFORMATION PURPOSES ONLY, OR SUCH PURPOSES AS STATED IN THE REVISION COLUMN.
 THE IDEAS, INFORMATION AND CONCEPTS CONTAINED IN THIS DOCUMENT ARE THE PROPERTY OF E.C ARCHITECTURE. PHOTOCOPIING OR REPRODUCING THIS DOCUMENT AND PASSING IT ON TO OTHERS WITHOUT THE EXPRESS PERMISSION OF CAM ENGINEERING IS AN INFRINGEMENT OF COPYRIGHT. ©

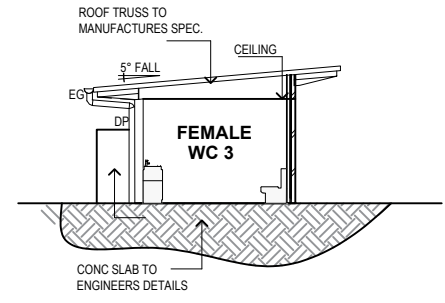
COMMENTS
 10/02/2023 DA ISSUE
 20/04/2022 CONSULTANT ISSUE FFL
 26/11/2019 CONSULTANT ISSUE
 09/10/2019 CONSULTANT ISSUE
 1 REV 'A



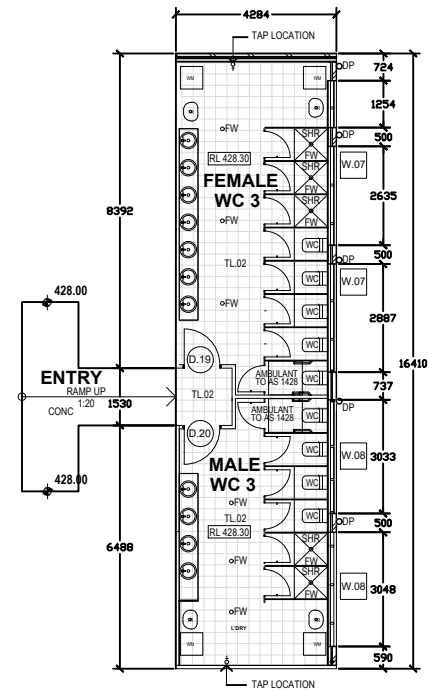
ROOF PLAN



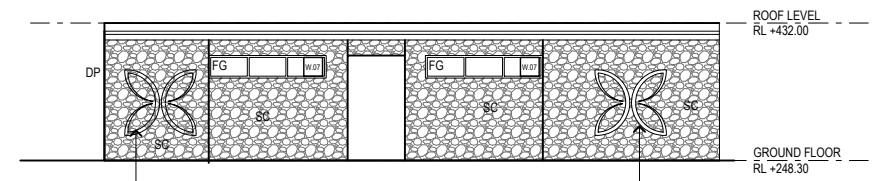
SECTION A - A



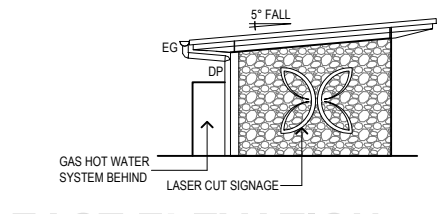
SECTION B-B



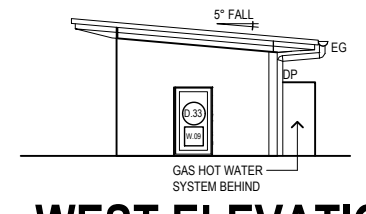
FLOOR PLAN



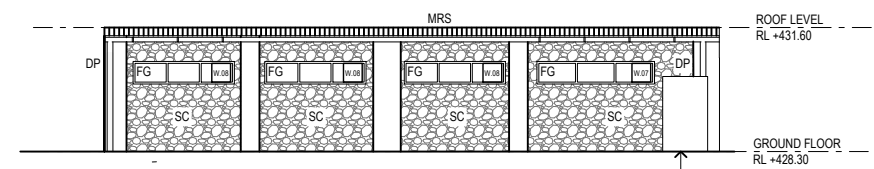
NORTH ELEVATION



EAST ELEVATION



WEST ELEVATION



SOUTH ELEVATION

AMENITIES BLOCK NUMBER 2

PROJECT: MUDGE GARDENS SHOWER, TOILET AND LNDRY No.2

CLIENT: CRAIG BATEMAN MUDGE GARDENS

SITE: Lot 1 DP 174385 Lot 1 DP 1003242 313 Magpie Lane Galambine NSW 2850

DRAWING: GROUND FLOOR PLANS AND ELEVATIONS

WORK IN FIGURED DIMENSIONS IN PREFERENCE TO SCALE. CHECK DIMENSIONS AND LEVELS ON SITE PRIOR TO THE ORDERING OF MATERIALS OR THE COMPLETION OF WORKSHOP DRAWINGS. IF IN DOUBT ASK. REPORT ALL ERRORS AND OMISSIONS.

DRAWN: **JM** DATE: **20/04/2022** SCALES:

PROJECT No: **1001** PHASE: **WD** DRAWING No: **E107** REV: **D**

ABBREVIATIONS

AL	ALUMINIUM LOUVER (FRED)	FFL	FINISHED FLOOR LEVEL	SD-G	SLIDING DOOR - GLASS
BF-G	BIFOLD GLASS	FG	FIXED GLASS	ST	STORAGE
BH	BULKHEAD	FW	FLOOR WASTE	SC	STONE CLADDING AS SCHEDULED
COL	COLUMN	GW	GLASS WINDOW	T	TAPWARE
CONC	CONCRETE	HB	HAND BASH	TC	TIMBER CLADDING
CR	CEMENT RENDER	HD	HINGE DOOR	TL.01	TILE AS SCHEDULED
OPT.01	CARPET AS SCHEDULED	HD-G	HINGE DOOR GLASS	TL.02	TILE AS SCHEDULED
OPT.02	CARPET AS SCHEDULED	K	KICK	TL.03	TILE AS SCHEDULED
CT	CERAMIC TILE	LVR	GLASS LOUVER WINDOW	TP	TIMBER POST
DL	DOWN LIGHT	MRS	METAL ROOF SHEETING	TRO	TOILET ROLL DISPENSER
DP	DOWN PIPE ALSO REFER TO HYDRAULIC DOCUMENTATION	OF-DP	OVERFLOW DOWNPIPE	TS	TIMBER SOFFIT
EF	EXHAUST FAN ALSO REFER TO MECH. DOCUMENTATION	PB	PLASTERBOARD	UR	URNAL
EG	EAVES GUTTER	PL	PENDANT LIGHT	VF	VINYL FLOORING AS SCHEDULED
EPOXY	POLYURETHANE FLOORING AS SCHEDULED	PT	PAINT FINISH AS SCHEDULED	WL.01	WALL LIGHT AS SCHEDULED
FAN.01	CEILING FAN AS SCHEDULED	RL	REDUCED LEVEL	WL.02	WALL LIGHT AS SCHEDULED
FAN.02	CEILING FAN AS SCHEDULED	SA	SUPPLY AIR ALSO REFER TO MECH. DOCUMENTATION	WC	WATER CLOSET
FC	FIBRE CEMENT SHEETING	SHR	SHOWER		


A-A

CAM ENGINEERING & CONSTRUCTION

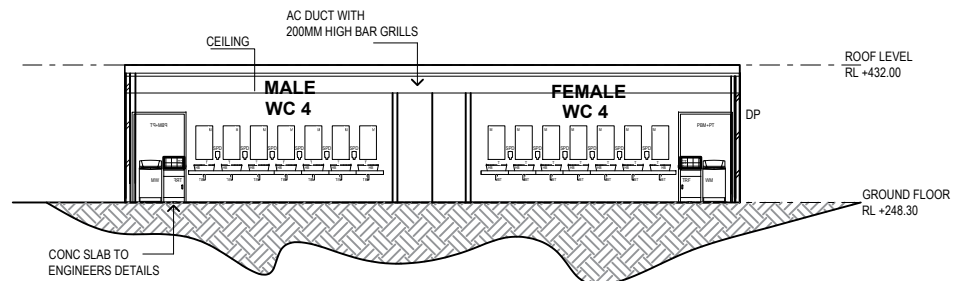
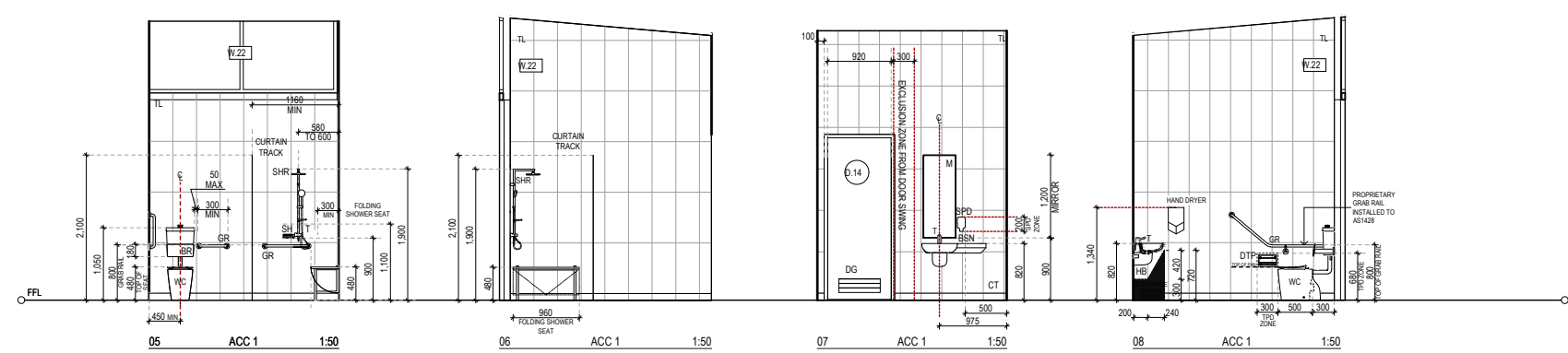
ACN 932 912 843 | ABN 53 611 016 570
 Nominated Architect -
 NSW Architects Registration
 333 Freemans Drive, Coorabong NSW 2255

COMPLETION OF THE QUALITY ASSURANCE CHECKS IS VERIFICATION THAT THE DOCUMENT CONFORMS WITH THE REQUIREMENTS OF THE QUALITY PROJECT PLAN, WHERE THE QUALITY ASSURANCE CHECK IS INCOMPLETE THE DOCUMENT IS PRELIMINARY FOR INFORMATION PURPOSES ONLY, OR SUCH PURPOSES AS STATED IN THE REVISION COLUMN.
 THE IDEAS, INFORMATION AND CONCEPTS CONTAINED IN THIS DOCUMENT ARE THE PROPERTY OF E&C ARCHITECTURE. PHOTOCOPIING OR REPRODUCING THIS DOCUMENT AND PASSING IT ON TO OTHERS WITHOUT THE EXPRESS PERMISSION OF CAM ENGINEERING IS AN INFRINGEMENT OF COPYRIGHT. ©

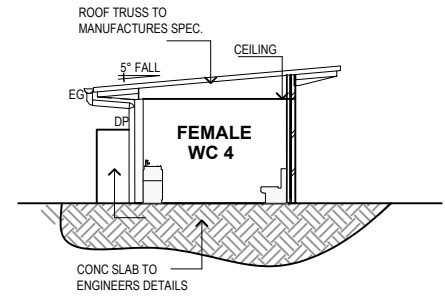
1 REV 'A' 09/10/2019 CONSULTANT ISSUE
 B 26/11/2019 CONSULTANT ISSUE
 C 20/04/2022 CONSULTANT ISSUE
 C 10/02/2023 DA ISSUE



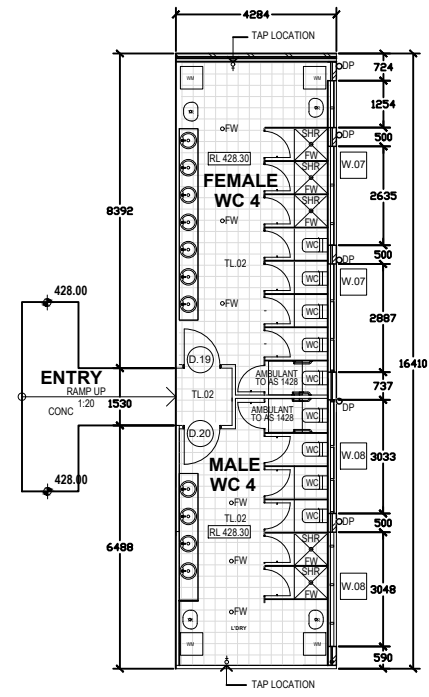
ROOF PLAN



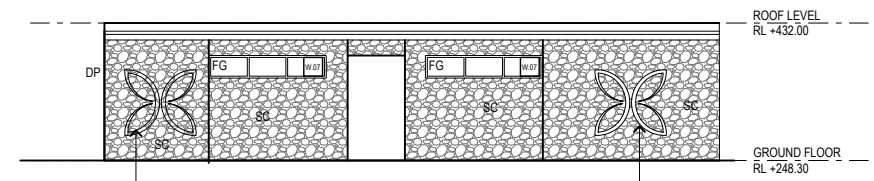
SECTION A - A



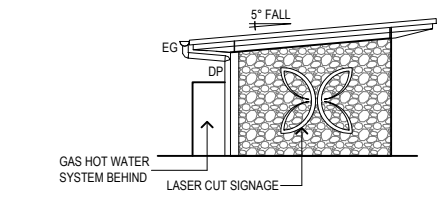
SECTION B-B



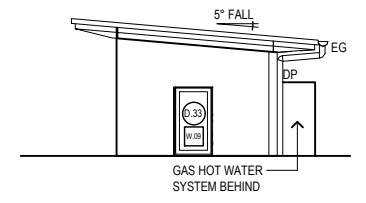
FLOOR PLAN



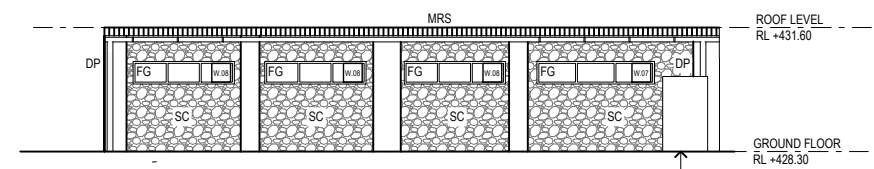
NORTH ELEVATION



EAST ELEVATION



WEST ELEVATION



SOUTH ELEVATION

AMENITIES BLOCK NUMBER 3

PROJECT: MUDGE GARDENS SHOWER, TOILET AND LNDRY No.23

CLIENT: CRAIG BATEMAN MUDGE GARDENS

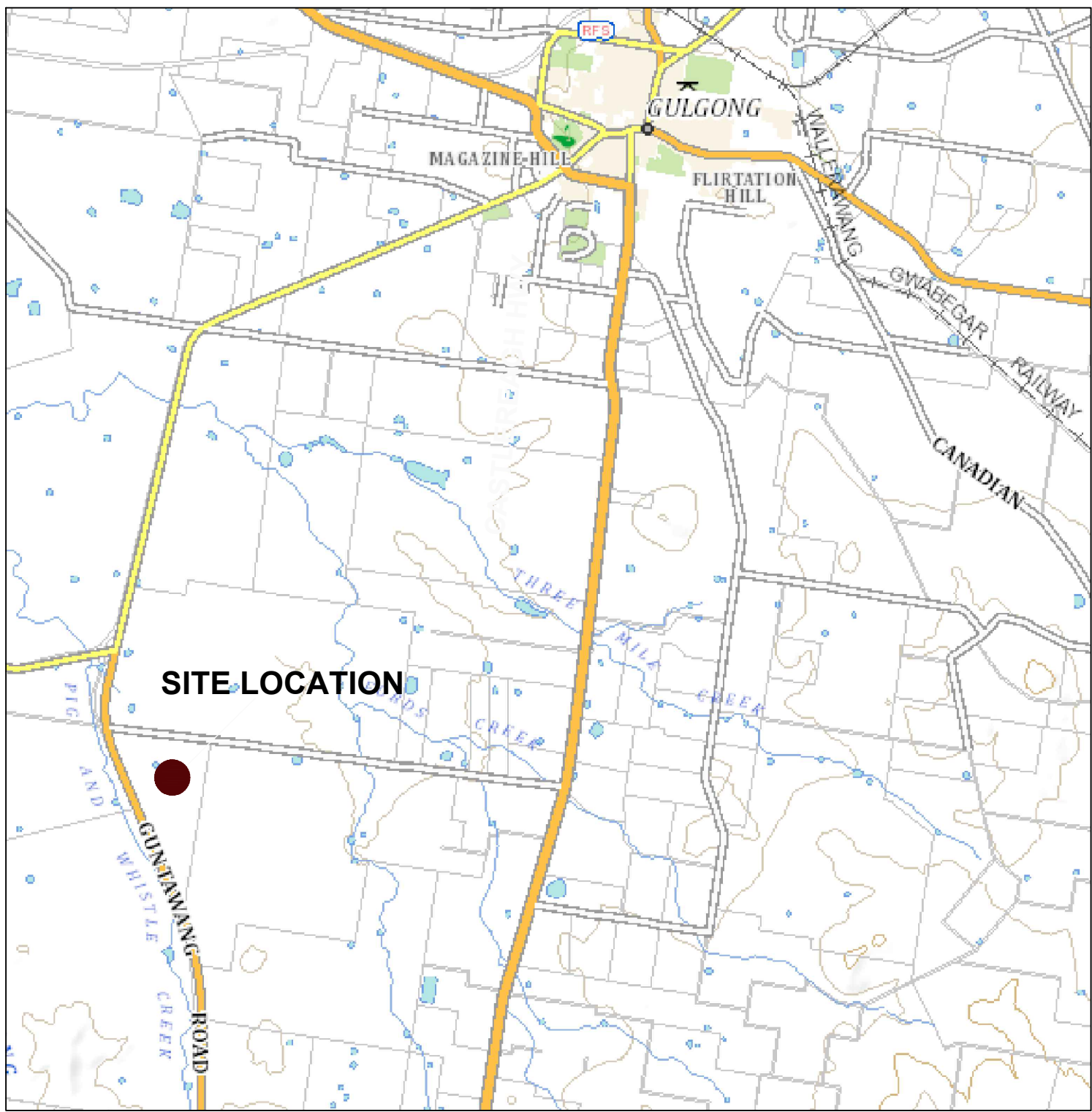
SITE: Lot 1 DP 174385
 Lot 1 DP 1003242
 313 Magpie Lane
 Galambine NSW 2850

DRAWING: GROUND FLOOR PLANS AND ELEVATIONS

WORK IN FIGURED DIMENSIONS IN PREFERENCE TO SCALE. CHECK DIMENSIONS AND LEVELS ON SITE PRIOR TO THE ORDERING OF MATERIALS OR THE COMPLETION OF WORKSHOP DRAWINGS. IF IN DOUBT ASK, REPORT ALL ERRORS AND OMISSIONS.

DRAWN: **JM** DATE: **20/04/2022** SCALES:

PROJECT No: **1001** PHASE: **WD** DRAWING No: **E107** REV: **D**



313 MAGPIE LANE, GALAMBINE NSW 2850

MUDGEES GARDENS COMMUNITY CENTRE

No. 1

ARCHITECTURAL DRAWING SCHEDULE

B000	COVER SHEET
B001	SITE PLAN
B101	BASEMENT FLOOR PLAN
B102	GROUND FLOOR PLAN
B103	ROOF PLAN
B501	NORTH, EAST, SOUTH & WEST ELEVATIONS
B502	SECTION A-A, B-B, C-C & D-D
B801	INTERNAL ELEVATIONS SHEET 01
B802	INTERNAL ELEVATIONS SHEET 02
B803	INTERNAL ELEVATIONS SHEET 03

DA SUBMISSION
NOT FOR CONSTRUCTION

REV E

CAM ENGINEERING AND CONSTRUCTION
 ACN 002 912 843 | ABN 82 644 649 849
 Notified Address:
 NSW Architects Registration No.
 383 Freemans Drive Cootamundra NSW 2265

COMPLETION OF THE QUALITY ASSURANCE CHECKS IS VERIFICATION THAT THE DOCUMENT CONFORMS WITH THE REQUIREMENTS OF THE QUALITY PROJECT PLAN WHERE THE QUALITY ASSURANCE CHECK IS INCOMPLETE. THIS DOCUMENT IS PRELIMINARY FOR INFORMATION PURPOSES ONLY. OR SUCH PURPOSES AS STATED IN THE REVISION COLUMN.

THE IDEAS, INFORMATION AND CONCEPTS CONTAINED IN THIS DOCUMENT ARE THE PROPERTY OF C&E ARCHITECTURE. PHOTOCOPYING OR REPRODUCING THIS DOCUMENT AND PASSING IT ON TO OTHERS WITHOUT THE EXPRESS PERMISSION OF C&E ENGINEERING IS AN INFRINGEMENT OF COPYRIGHT. ©



ABBREVIATIONS

ACC	ACCESSIBLE CINEMA (ALOCATED SPACE)	ES	EXHAUST FAN ALSO REFER TO MECH. DOCUMENTATION	HR	HANDRAIL	SL	SLIDING DOOR-GLASS
AL	ALUMINIUM LOUVRE (FIXED)	EG	EAVES GUTTER	K	KICK	ST	STORAGE
B	BALUSTRADE	EPOXY	POLYURETHANE FLOORING AS SCHEDULED	LVR	GLASS LOUVRE WINDOW	SC	STONE CLADDING AS SCHEDULED
BF-G	BENCH CUPBOARD	FAN 01	CEILING FAN AS SCHEDULED	LF	LOUVRE (GLASS) FIXED	SCR	SCREEN
BG	BOX GUTTER	FAN 02	CEILING FAN AS SCHEDULED	MRS	METAL ROOF SHEETING	SK	SINK
BH	BULKHEAD	FC	FIBRE CONCRETE SHEETING	MSSB	MECHANICAL SERVICES SWITCHBOARD (REFER MECH ENGS DOCS)	SPR	SPREADER
BT	BIB TAP	FLL	FINISHED FLOOR LEVEL	OF-OP	OVERFLOW DOWNPIPE	T	TAPWARE
CC	COLUMN	FR	FRIDGE (UNDER BENCH)	PB	PLASTERBOARD	TC	TIMBER CLADDING
CONC	CONCRETE	FG	FIXED GLASS	PRM	MOISTURE RESISTANT PLASTERBOARD	TD	TUNDISH (REFER HYD / MECH ENGS DOCS)
CR	CEMENT RENDER	FR	FRIDGE (UNDER BENCH)	PF	PENDANT LIGHT	TO	TACTILE GROUND (SURFACE) INDICATORS
CPT 01	CARPET AS SCHEDULED	GS	GLASS SHELVING	PL	PAINT FINISH AS SCHEDULED	TL 01	TILE AS SCHEDULED
CPT 02	CARPET AS SCHEDULED	GSB	GLASS SPLASH BACK	RL	REDUCED LEVEL	TL 02	TILE AS SCHEDULED
CT	CERAMIC TILE	GW	GLASS WINDOW	RV	ROOF VENTILATOR (REFER TO MECH ENGS DOCS)	TL 03	TILE AS SCHEDULED
DL	DOWN LIGHT	HB	HAND BASIN	RWH	RAIN WATER HEAD	TP	TIMBER POST
DP	DOWN PIPE ALSO REFER TO HYDRAULIC DOCUMENTATION	HD	HINGE DOOR	SA	SUPPLY AIR ALSO REFER TO MECH. DOCUMENTATION	TRD	TOILET ROLL DISPENSER
EDP	ELECTRICAL DISTRIBUTION BOARD (REFER ELECTRICAL DOCS)	HP	HIGH POINT	SHR	SHOWER	TS	TIMBER SOFFIT

CAM ENGINEERING AND CONSTRUCTION

ACN 002 912 843 | ABN 82 644 649 849
 Notarised Architect
 NSW Architects Registration No.
 383 Freemans Drive Coorabong NSW 2265

COMPLETION OF THE QUALITY ASSURANCE CHECKS IS VERIFICATION THAT THE DOCUMENT CONFORMS WITH THE REQUIREMENTS OF THE QUALITY PROJECT PLAN. WHERE THE QUALITY ASSURANCE CHECK IS INCOMPLETE THIS DOCUMENT IS PRELIMINARY FOR INFORMATION PURPOSES ONLY. OR SUCH PURPOSES AS STATED IN THE REVISION COLUMN.

THE IDEAS, INFORMATION AND CONCEPTS CONTAINED IN THIS DOCUMENT ARE THE PROPERTY OF E&E ARCHITECTURE. PHOTOCOPYING OR REPRODUCING THIS DOCUMENT AND PASSING IT ON TO OTHERS WITHOUT THE EXPRESS PERMISSION OF CAM ENGINEERING IS AN INFRINGEMENT OF COPYRIGHT. ©

DA SUBMISSION



REVISIONS

REV	DATE	COMMENTS

N

PROJECT: MUDGEES GARDENS COMMUNITY CENTRE No. 1

CLIENT: MUDGEES GARDENS

SITE: Lot 1 DP 174385
 Lot 1 DP 1003242
 313 Magpie Lane
 Galambine NSW 2850

DRAWING: SITE PLAN

WORK IN FIGURED DIMENSIONS IN PREFERENCE TO SCALE. CHECK DIMENSIONS AND LEVELS ON SITE PRIOR TO THE ORDERING OF MATERIALS OR THE COMPLETION OF WORKSHOP DRAWINGS. IF IN DOUBT ASK. REPORT ALL ERRORS AND OMISSIONS.

FILENAME: 12501-CC Community Centre 220328.pln

DRAWN: DATE: SCALES:

JY 28/11/2023

PROJECT No: PHASE: DRAWING No: REV:

1001 **WD** B001 D

ABBREVIATIONS

AL	ALUMINIUM LOUVRE (FIXED)	FFL	FINISHED FLOOR LEVEL	SD-G	SLIDING DOOR - GLASS
BF-G	BIFOLD GLASS	FG	FIXED GLASS	ST	STORAGE
BH	BULKHEAD	FW	FLOOR WASTE	SC	STONE CLADDING AS SCHEDULED
COL	COLUMN	GW	GLASS WINDOW	T	TAPWARE
CONC	CONCRETE	HB	HAND BASIN	TC	TIMBER CLADDING
CR	CEMENT RENDER	HD	HINGE DOOR	TL01	TILE AS SCHEDULED
CPT.01	CARPET AS SCHEDULED	HD-G	HINGE DOOR GLASS	TL02	TILE AS SCHEDULED
CPT.02	CARPET AS SCHEDULED	K	KICK	TL03	TILE AS SCHEDULED
CT	CERAMIC TILE	LVR	GLASS LOUVRE WINDOW	TP	TIMBER POST
DL	DOWN LIGHT	MRS	METAL ROOF SHEETING	TRD	TOILET ROLL DISPENSER
DP	DOWN PIPE ALSO REFER TO HYDRAULIC DOCUMENTATION	OF-OP	OVERFLOW DOWNPIPE	TS	TIMBER SOFFIT
EF	EXHAUST FAN ALSO REFER TO MECH. DOCUMENTATION	PB	PLASTERBOARD	UR	URNAL
EG	EAVES GUTTER	PL	PENDANT LIGHT	VF	VINYL FLOORING AS SCHEDULED
EPOXY	POLYURETHANE FLOORING AS SCHEDULED	PT	PAINT FINISH AS SCHEDULED	WL01	WALL LIGHT AS SCHEDULED
FAN.01	CEILING FAN AS SCHEDULED	RL	REDUCED LEVEL	WL02	WALL LIGHT AS SCHEDULED
FAN.02	CEILING FAN AS SCHEDULED	SA	SUPPLY AIR ALSO REFER TO MECH. DOCUMENTATION	WC	WATER CLOSET
FC	FIBRE CEMENT SHEETING	WDR	WATER DOWN		

W.05	WINDOW MARKER	eg. WINDOW / WINDOW N° 05
D.05	DOOR MARKER	eg. DOOR / DOOR N° 05
PL 1500	CEILING MATERIAL	CEILING HEIGHT ABOVE FLOOR LEVEL
90mm	STUD WALLS	
200mm	CONCRETE WALLS	
200	CONCRETE, 100 AIR SPACE, 90 STUD WALL	

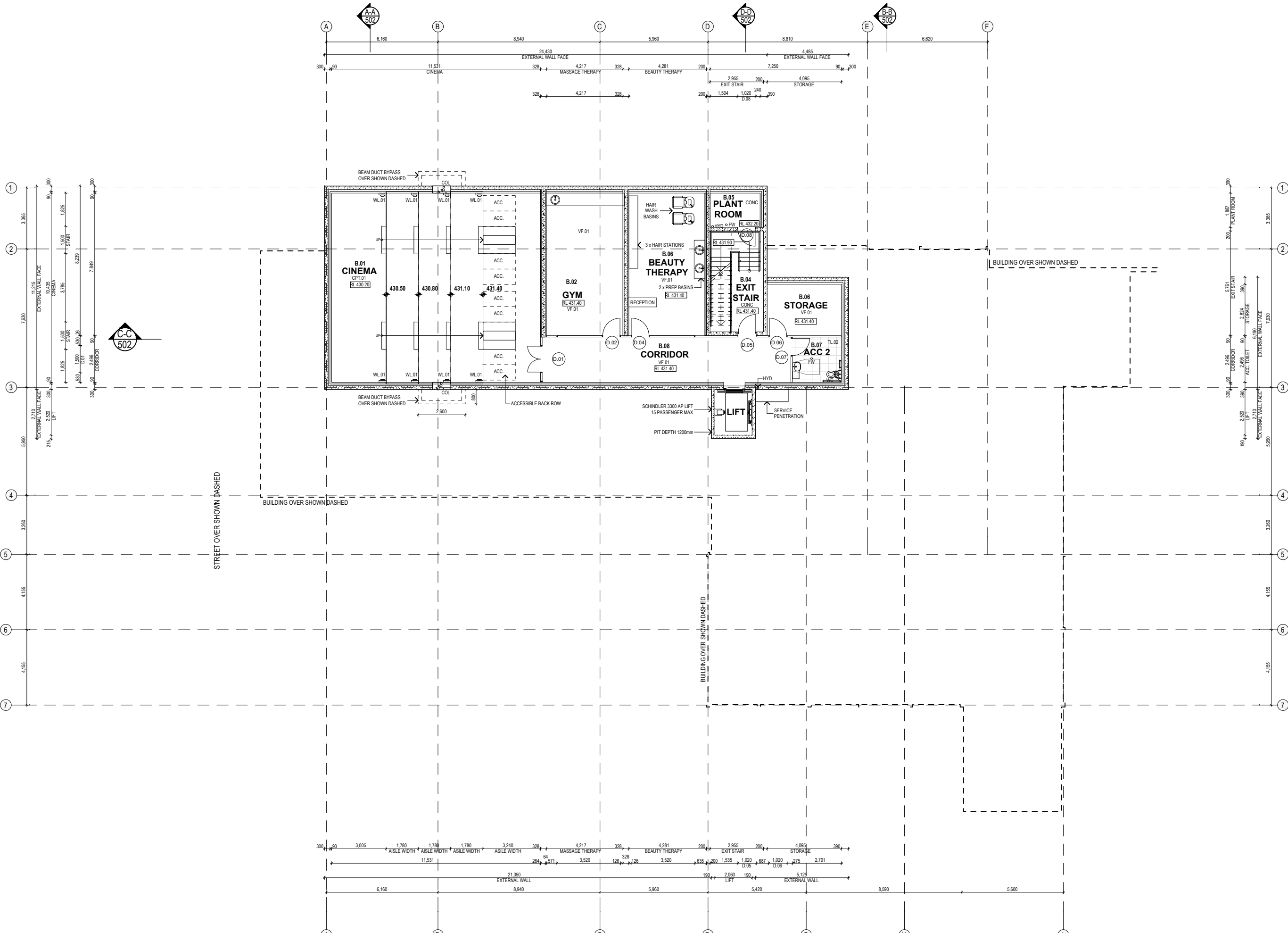
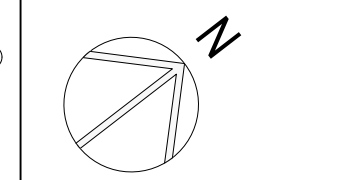
CAM ENGINEERING AND CONSTRUCTION
 ACN 002 912 843 | ABN 82 644 648 849
 Nominated Architect
 NSW Architects Registration No.
 383 Freemans Drive Cooranbong NSW 2265

COMPLETION OF THE QUALITY ASSURANCE CHECKS IS VERIFICATION THAT THE DOCUMENT CONFORMS WITH THE REQUIREMENTS OF THE QUALITY PROJECT PLAN WHERE THE QUALITY ASSURANCE CHECK IS INCOMPLETE THIS DOCUMENT IS PRELIMINARY FOR INFORMATION PURPOSES ONLY, OR SUCH PURPOSES AS STATED IN THE NETWORK.

THE IDEAS, INFORMATION AND CONCEPTS CONTAINED IN THIS DOCUMENT ARE THE PROPERTY OF CAM ENGINEERING AND CONSTRUCTION. PHOTO COPYING OR REPRODUCING THIS DOCUMENT AND PASSING IT ON TO OTHERS WITHOUT THE EXPRESS PERMISSION OF CAM ENGINEERING IS AN INFRINGEMENT OF COPYRIGHT. ©

REV | DATE | COMMENTS
 A 30/10/2019 CONSULTANT ISSUE
 B 26/11/2019 CONSULTANT ISSUE
 C 20/04/2022 CONSULTANT ISSUE
 D 28/11/2023 DA SUBMISSION

PROJECT: MUDGEES GARDENS COMMUNITY CENTRE No. 1
 CLIENT: MUDGEES GARDENS
 SITE: Lot 1 DP 174385
 Lo 1 DP 1003242
 313 Magpie Lane
 Galambine NSW 2850
 DRAWING: BASEMENT PLAN



WORK IN FIGURED DIMENSIONS IN PREFERENCE TO SCALE. CHECK DIMENSIONS AND LEVELS ON SITE PRIOR TO THE ORDERING OF MATERIALS OR THE COMPLETION OF WORKSHOP DRAWINGS. IF IN DOUBT ASK. REPORT ALL ERRORS AND OMISSIONS.

FILENAME: 12501-CC Community Centre 220328.pln
 DRAWN: DATE: SCALES:
JY 28/11/2023 1:100@A1

PROJECT No: 1001 PHASE: WD DRAWING No: B101 REV: D

ABBREVIATIONS	
AL	ALUMINIUM LOUVER (FRIED)
BF-G	BIFOLD GLASS
BL	BULKHEAD
COL	COLUMN
CONC	CONCRETE
CR	CEMENT RENDER
CPT.01	CARPET AS SCHEDULED
CPT.02	CARPET AS SCHEDULED
CT	CERAMIC TILE
DL	DOWNLIGHT
DP	DOWN PIPE ALSO REFER TO HYDRAULIC DOCUMENTATION
EF	EXHAUST FAN ALSO REFER TO MECH. DOCUMENTATION
EG	SAVES GUTTER
EPOXY	POLYURETHANE FLOORING AS SCHEDULED
FAN.01	CEILING FAN AS SCHEDULED
FAN.02	CEILING FAN AS SCHEDULED
FC	FIRE CEMENT SETTING
FLL	FINISHED FLOOR LEVEL
FG	FIXED GLASS
FW	FLOOR WASTE
GW	GLASS WINDOW
HB	HAND BASIN
HD	HINGE DOOR
HD-G	HINGE DOOR GLASS
K	KICK
LVR	GLASS LOUVER WINDOW
MRS	METAL ROOF SHEETING
OF-OP	OVERFLOW DOWNPIPE
PL	PLASTERBOARD
PL	PENDANT LIGHT
PT	PAINT FINISH AS SCHEDULED
RL	REDUCED LEVEL
SA	SUPPLY AIR ALSO REFER TO MECH. DOCUMENTATION
SA	SHOWER
SD-G	SLIDING DOOR - GLASS
ST	STONE CLADDING AS SCHEDULED
SC	STONE CLADDING AS SCHEDULED
T	TAPWARE
TC	TIMBER CLADDING
TL.01	TILE AS SCHEDULED
TL.02	TILE AS SCHEDULED
TL.03	TILE AS SCHEDULED
TP	TIMBER POST
TRO	TOILET ROLL DISPENSER
TS	TIMBER SOFFIT
URNAL	URNAL
VF	VINYL FLOORING AS SCHEDULED
WL.01	WALL LIGHT AS SCHEDULED
WL.02	WALL LIGHT AS SCHEDULED
WC	WATER CLOSET

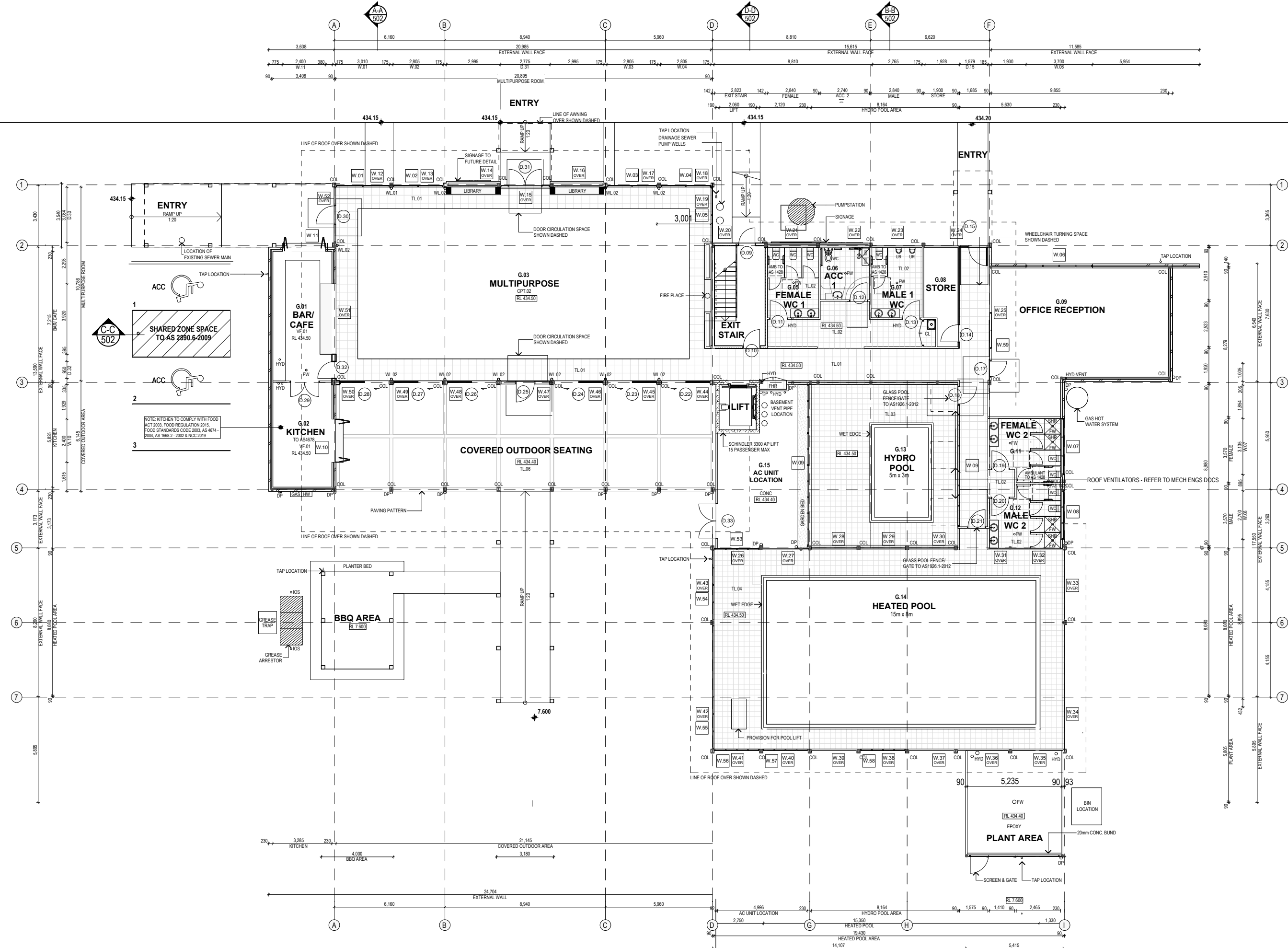
W.05	WINDOW MARKER eg. WINDOW / WINDOW N° 05
D.05	DOOR MARKER eg. DOOR / DOOR N° 05
PE.05	CEILING MATERIAL eg. CEILING HEIGHT ABOVE FLOOR LEVEL
90mm STUD WALLS	
200mm CONCRETE WALLS	
200 CONCRETE, 100 AIR SPACE, 90 STUD WALL	

CAM ENGINEERING & CONSTRUCTION

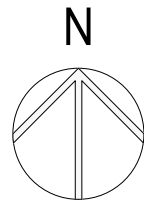
ACN 922 912 843 | ABN 53 611 016 570
 Registered Architect
 NSW Architects Registration
 8/3 Freemans Drive, Coorabong NSW 2255

COMPLETION OF THE QUALITY ASSURANCE CHECKS IS VERIFICATION THAT THE DOCUMENT CONFORMS WITH THE REQUIREMENTS OF THE QUALITY PROJECT PLAN. WHERE THE QUALITY ASSURANCE CHECK IS INCOMPLETE THE DOCUMENT IS PRELIMINARY FOR INFORMATION PURPOSES ONLY. OR SUCH PURPOSES AS STATED IN THE REVISION COLUMN.

THE IDEAS, INFORMATION AND CONCEPTS CONTAINED IN THIS DOCUMENT ARE THE PROPERTY OF CAM ENGINEERING & CONSTRUCTION. PHOTO COPYING OR REPRODUCING THIS DOCUMENT AND PASSING IT ON TO OTHERS WITHOUT THE PERMISSION OF CAM ENGINEERING & CONSTRUCTION IS AN INFRINGEMENT OF COPYRIGHT. ©



REV	DATE	DESCRIPTION
A	30/10/2019	CONSULTANT ISSUE
B	26/11/2019	CONSULTANT ISSUE
C	20/04/2022	CONSULTANT ISSUE
D	20/04/2022	DA ISSUE



PROJECT: MUDGE GARDENS COMMUNITY CENTRE No. 1

CLIENT: CRAIG BATEMAN MUDGE GARDENS

SITE: Lot 1 DP 174385
 Lot 1 DP 1003242
 313 Magpie Lane
 Galambine NSW 2850

DRAWING: GROUND FLOOR PLAN

WORK IN FIGURED DIMENSIONS IN PREFERENCE TO SCALE. CHECK DIMENSIONS AND LEVELS ON SITE PRIOR TO THE ORDERING OF MATERIALS OR THE COMPLETION OF WORKSHOP DRAWINGS. IF IN DOUBT ASK. REPORT ALL ERRORS AND OMISSIONS.

DRAWN: **JM** DATE: **20/04/2022** SCALE: **1:100@A1**

PROJECT No: **1001** PHASE: **WD** DRAWING No: **B102** REV: **D**

ABBREVIATIONS

AL	ALUMINIUM LOUVRE (FIXED)	FFL	FINISHED FLOOR LEVEL	SD-G	SLIDING DOOR - GLASS
BF-G	BIFOLD GLASS	FG	FIXED GLASS	ST	STORAGE
BH	BULKHEAD	FW	FLOOR WASTE	STC	STONE CLADDING AS SCHEDULED
COL	COLUMN	GW	GLASS WINDOW	T	TAPWARE
CONC	CONCRETE	HB	HAND BASIN	TC	TIMBER CLADDING
CR	CEMENT RENDER	HD	HINGE DOOR	TL01	TILE AS SCHEDULED
CPT.01	CARPET AS SCHEDULED	HD-G	HINGE DOOR GLASS	TL02	TILE AS SCHEDULED
CPT.02	CARPET AS SCHEDULED	K	KICK	TL03	TILE AS SCHEDULED
CT	CERAMIC TILE	LVR	GLASS LOUVRE WINDOW	TP	TIMBER POST
DL	DOWN LIGHT	MRS	METAL ROOF SHEETING	TRD	TOILET ROLL DISPENSER
DP	DOWN PIPE ALSO REFER TO HYDRAULIC DOCUMENTATION	OF-DP	OVERFLOW DOWNPIPE	TS	TIMBER SOFFIT
EF	EXHAUST FAN ALSO REFER TO MECH. DOCUMENTATION	PB	PLASTERBOARD	UR	URNAL
EG	EAVES GUTTER	PL	PENDANT LIGHT	VF	VINYL FLOORING AS SCHEDULED
EPOXY	POLYURETHANE FLOORING AS SCHEDULED	PT	PAINT FINISH AS SCHEDULED	WL01	WALL LIGHT AS SCHEDULED
FAN.01	CEILING FAN AS SCHEDULED	RL	REDUCED LEVEL	WL02	WALL LIGHT AS SCHEDULED
FAN.02	CEILING FAN AS SCHEDULED	SA	SUPPLY AIR ALSO REFER TO MECH. DOCUMENTATION	WC	WATER CLOSET
FC	FIBRE CEMENT SHEETING				

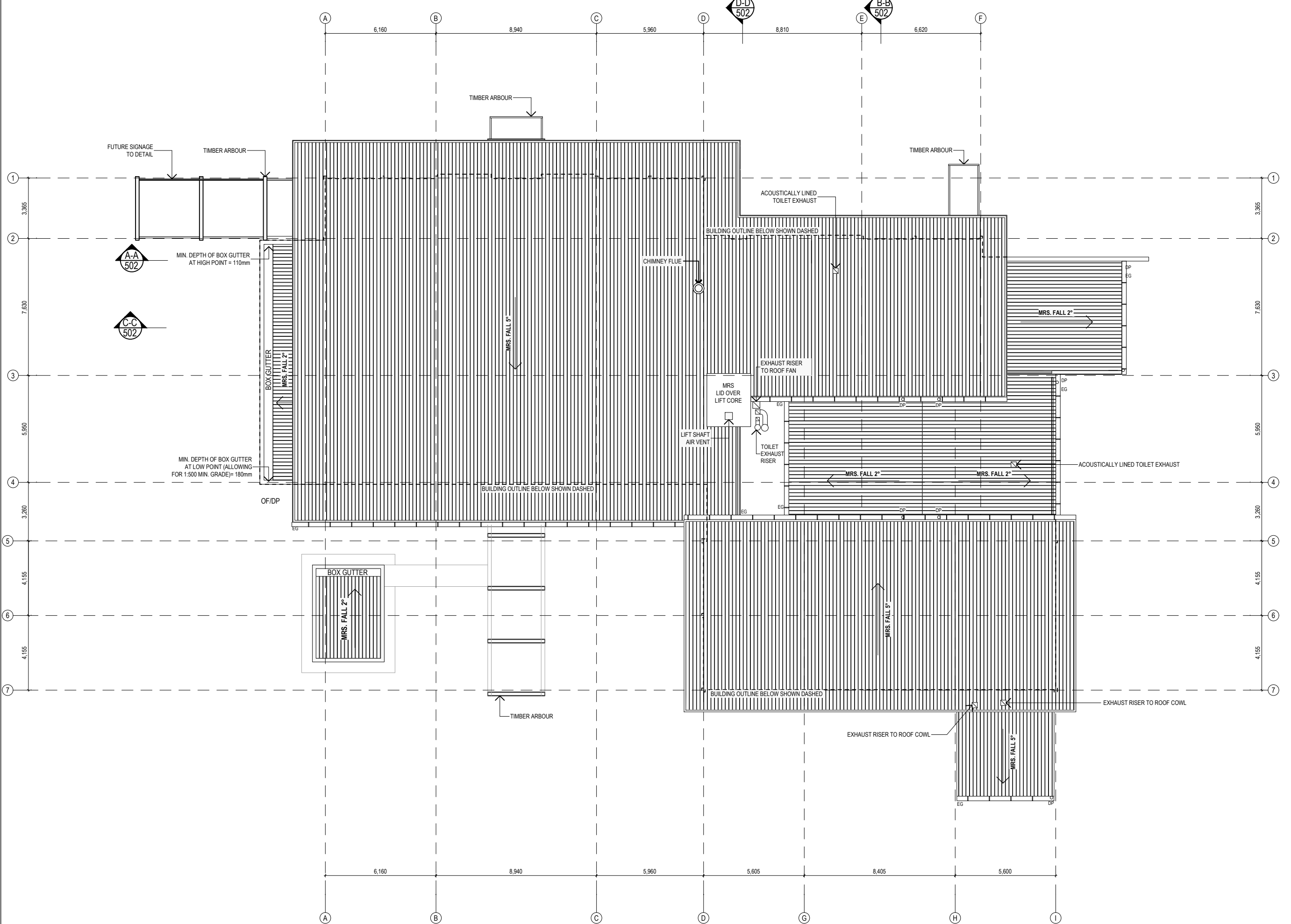
W.05	WINDOW MARKER eg. WINDOW / WINDOW N° 05
D.05	DOOR MARKER eg. DOOR / DOOR N° 05
CEILING	CEILING MATERIAL
500	CEILING HEIGHT ABOVE FLOOR LEVEL
90mm	90mm STUD WALLS
200mm	200mm CONCRETE WALLS
200	200 CONCRETE, 100 AIR SPACE, 90 STUD WALL

CAM ENGINEERING AND CONSTRUCTION
 ACN 002 912 843 | ABN 82 644 648 849
 Nominated Architect -
 NSW Architects Registration No.
 383 Freemans Drive Cooranbong NSW 2265

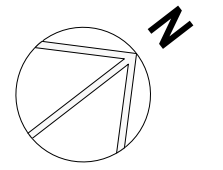
COMPLETION OF THE QUALITY ASSURANCE CHECKS IS VERIFICATION THAT THE DOCUMENT CONFORMS WITH THE REQUIREMENTS OF THE QUALITY PROJECT PLAN WHERE THE QUALITY ASSURANCE CHECK IS INCOMPLETE THE DOCUMENT IS PRELIMINARY FOR INFORMATION PURPOSES ONLY, OR SUCH PURPOSES AS STATED IN THE NETWORK.

THE IDEAS, INFORMATION AND CONCEPTS CONTAINED IN THIS DOCUMENT ARE THE PROPERTY OF CAM ENGINEERING AND CONSTRUCTION. PHOTO COPYING OR REPRODUCING THIS DOCUMENT AND PASSING IT ON TO OTHERS WITHOUT THE EXPRESS PERMISSION OF CAM ENGINEERING IS AN INFRINGEMENT OF COPYRIGHT. ©

DRY | CHD | WFD | JY | BC | BC



REV	DATE	COMMENTS
A	30/10/2019	CONSULTANT ISSUE
B	26/11/2019	CONSULTANT ISSUE
C	20/04/2022	CONSULTANT ISSUE
C	28/11/2023	DA SUBMISSION



PROJECT: **MUDGE GARDENS COMMUNITY CENTRE No. 1**

CLIENT: **MUDGE GARDENS**

SITE: **Lot 1 DP 174385
 Lo 1 DP 1003242
 313 Magpie Lane
 Galambine NSW 2850**

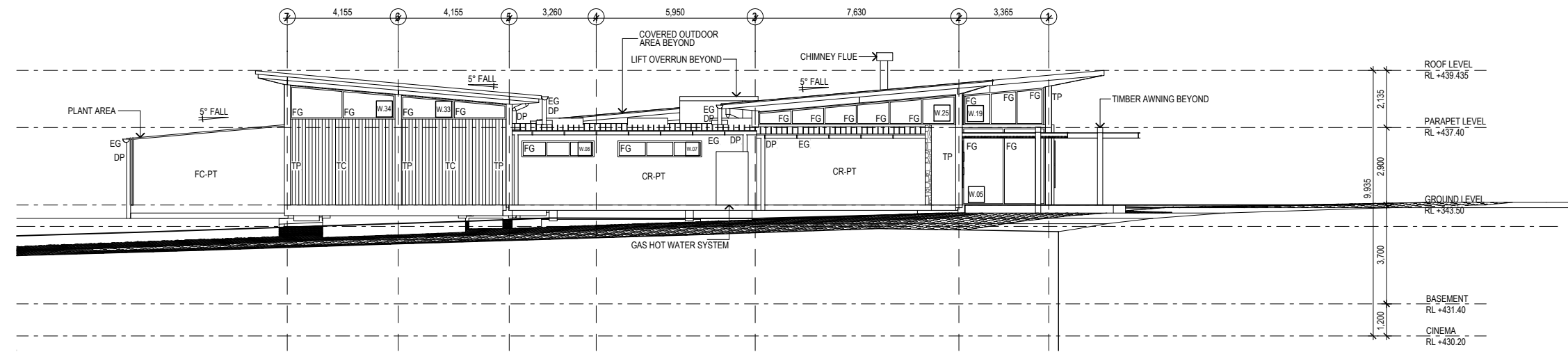
DRAWING: **ROOF PLAN**

WORK IN FIGURED DIMENSIONS IN PREFERENCE TO SCALE. CHECK DIMENSIONS AND LEVELS ON SITE PRIOR TO THE ORDERING OF MATERIALS OR THE COMPLETION OF WORKSHOP DRAWINGS. IF IN DOUBT ASK. REPORT ALL ERRORS AND OMISSIONS.

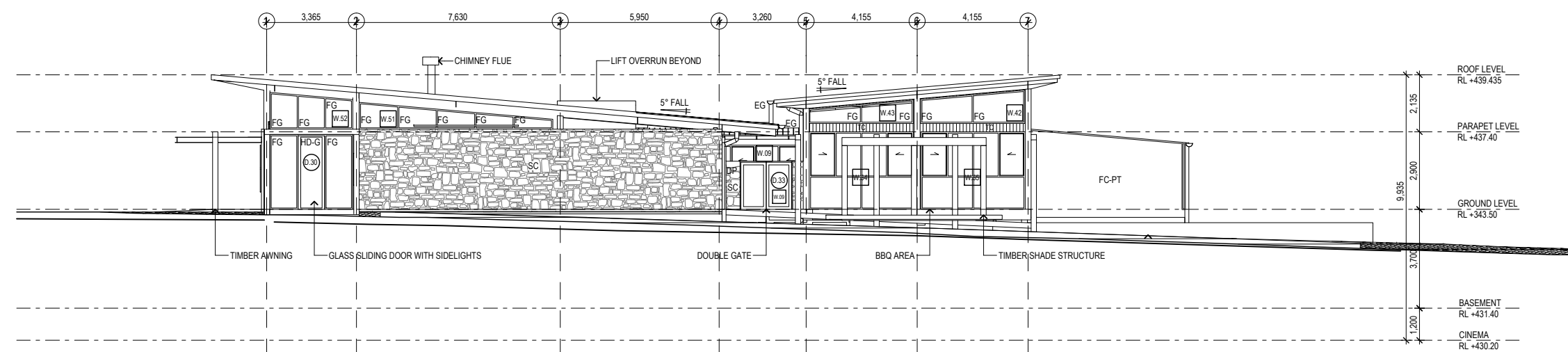
FILENAME: 12501-CC Community Centre 220328.dwg
 DRAWN: **JY** DATE: 28/11/2023 SCALE: **1:100@A1**

PROJECT No: **1001** PHASE: **WD** DRAWING No: **B103** REV: **D**

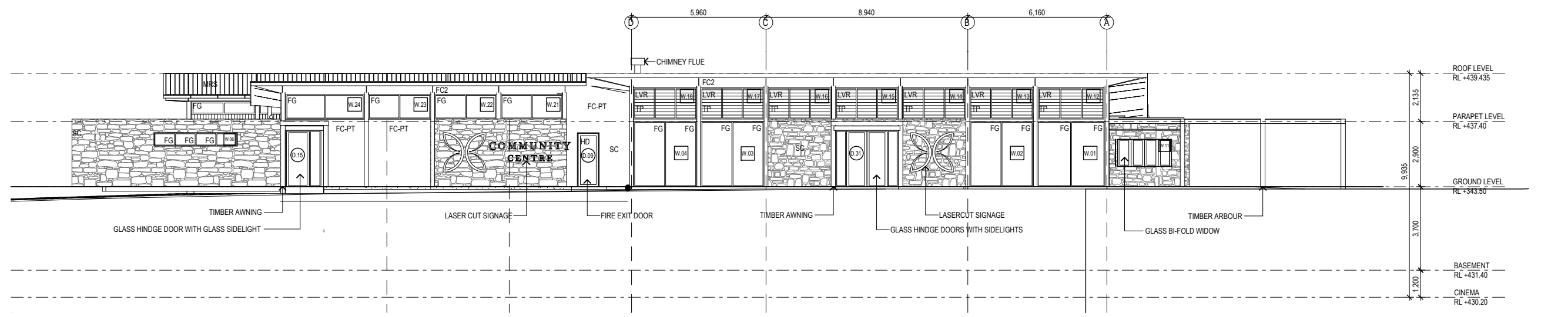
EAST ELEVATION



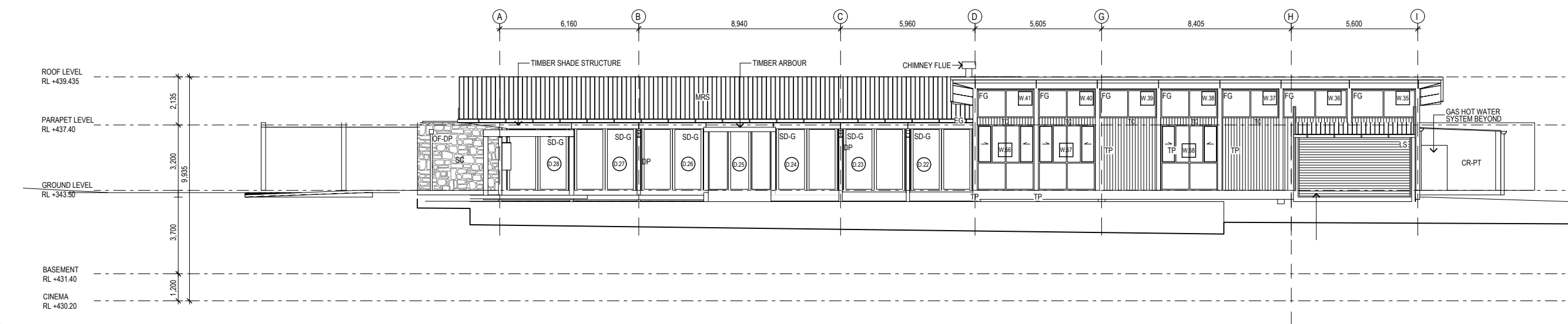
WEST ELEVATION



NORTH ELEVATION



SOUTH ELEVATION



ABBREVIATIONS

- AL ALUMINIUM LOUVRE (FIXED)
- BL BULKHEAD
- SH SHOWER
- COL COLUMN
- CONC CONCRETE
- CR CEMENT RENDER
- CPT.01 CARPET AS SCHEDULED
- CPT.02 CERAMIC TILE
- DL DOWN LIGHT
- DP DOWN PIPE ALSO REFER TO HYDRAULIC DOCUMENTATION
- EG EAVES GUTTER
- EP EPOXY POLYURETHANE FLOORING AS SCHEDULED
- FAN.01 CEILING FAN AS SCHEDULED
- FAN.02 CEILING FAN AS SCHEDULED
- FC FIBRE CEMENT SHEETING
- FL FINISHED FLOOR LEVEL
- FG FIXED GLASS
- FW FLOOR WASTE
- GW GLASS WINDOW
- HB HAND BASIN
- HD HINGE DOOR
- HD-G HINGE DOOR GLASS
- K KICK
- LVR GLASS LOUVRE WINDOW
- MRS METAL ROOF SHEETING
- OF-OP OVERFLOW DOWNPIPE
- PS PLASTERBOARD
- PL PENDANT LIGHT
- PT PAINT FINISH AS SCHEDULED
- RL REDUCED LEVEL
- SA SUPPLY AIR ALSO REFER TO MECH. DOCUMENTATION
- SHR SHOWER
- SD-G SLIDING DOOR - GLASS
- ST STORAGE
- SC STONE CLADDING AS SCHEDULED
- T TAPWARE
- TC TIMBER CLADDING
- TL.01 TILE AS SCHEDULED
- TL.02 TILE AS SCHEDULED
- TL.03 TILE AS SCHEDULED
- TP TIMBER POST
- TRO TOILET ROLL DISPENSER
- TS TIMBER SOFFIT
- UR URINAL
- VF VINYL FLOORING AS SCHEDULED
- WL.01 WALL LIGHT AS SCHEDULED
- WL.02 WALL LIGHT AS SCHEDULED
- WC WATER CLOSET

CoorabongGardensLogo-DnWhite 29677B44.jpg

COMPLETION OF THE QUALITY ASSURANCE CHECKS IS VERIFICATION THAT THE DOCUMENT CONFORMS WITH THE REQUIREMENTS OF THE QUALITY PROJECT PLAN. WHERE THE QUALITY ASSURANCE CHECK IS INCOMPLETE, THE DOCUMENT IS PRELIMINARY FOR INFORMATION PURPOSES ONLY, OR SUCH PURPOSES AS STATED IN THE REVISION COLUMN.

THE IDEAS, INFORMATION AND CONCEPTS CONTAINED IN THIS DOCUMENT ARE THE PROPERTY OF E.A. ARCHITECTURE. PHOTOCOPYING OR REPRODUCING THIS DOCUMENT AND PASSING IT ON TO OTHERS WITHOUT THE EXPRESS PERMISSION OF CAM ENGINEERING IS AN INFRINGEMENT OF COPYRIGHT. ©

REV	DATE	DESCRIPTION	BY	CHKD	APPD
A	30/10/2019	CONSULTANT ISSUE			
B	26/11/2019	CONSULTANT ISSUE			
C	20/04/2022	CONSULTANT ISSUE			
D	28/11/2023	DA SUBMISSION			

PROJECT: MUDGEES GARDENS COMMUNITY CENTRE No. 1
 EXT: MUDGEES GARDENS
 SITE: Lot 1 DP 174385
 Lo 1 DP 1003242
 313 Magpie Lane
 Galambine NSW 2850

DRAWING: SECTION A-A, B-B, C-C & D-D
 SCALE: 1:100@A1

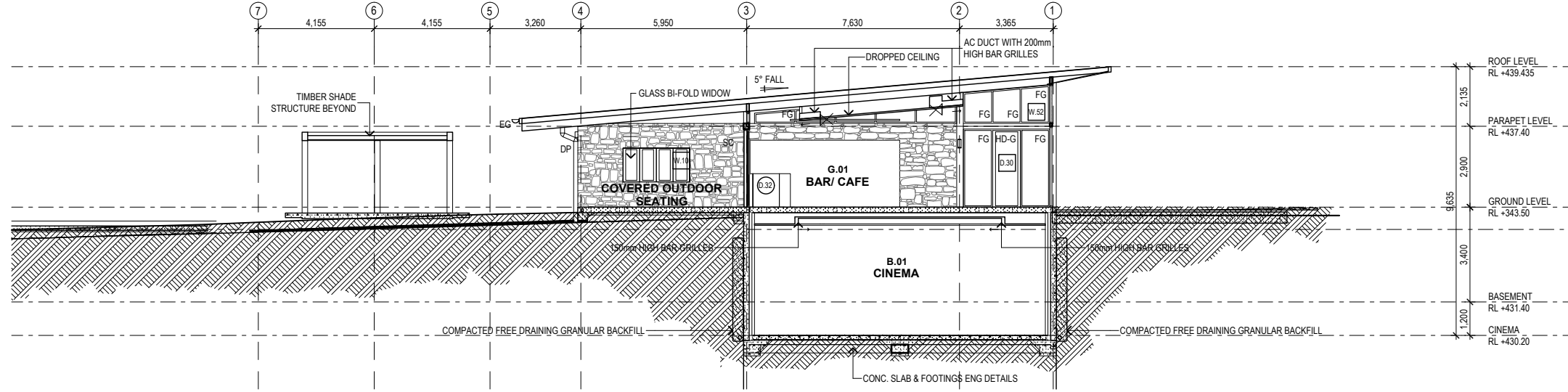
WORK IN FIGURED DIMENSIONS IN PREFERENCE TO SCALE. CHECK DIMENSIONS AND LEVELS ON SITE PRIOR TO THE ORDERING OF MATERIALS OR THE COMPLETION OF WORKSHOP DRAWINGS. IF IN DOUBT ASK, REPORT ALL ERRORS AND OMISSIONS.

FILENAME: 12501-CC Community Centre 220328.pln
 DRAWN: DATE: DRAWING No.: PROJECT No.: PHASE: REV: 1001 WD B502 D

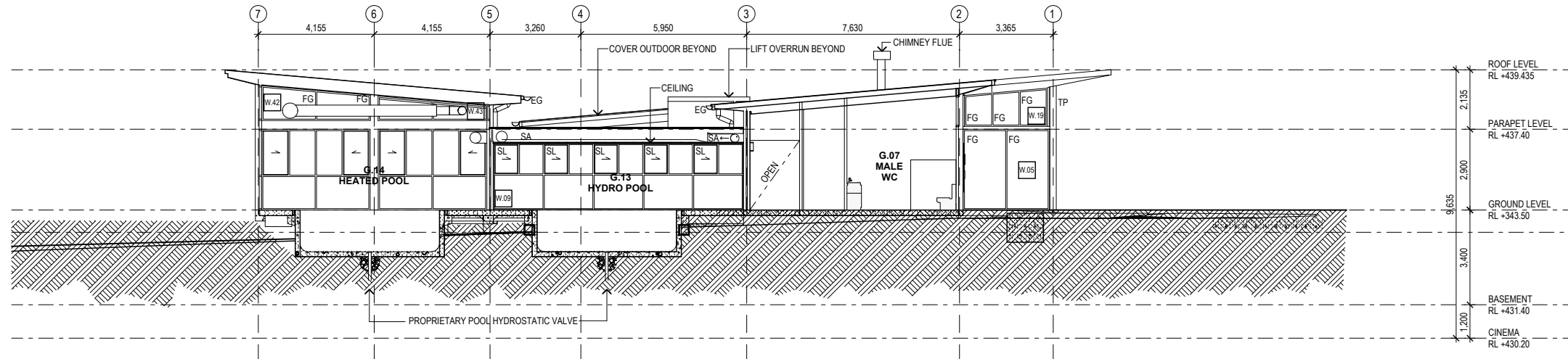
ABBREVIATIONS

AL	ALUMINIUM LOUVRE (FIXED)
BF-G	BI-FOLD GLASS
BH	BULKHEAD
COL	COLUMN
CONC	CONCRETE
CR	CEMENT RENDER
CPT.01	CARPET AS SCHEDULED
CPT.02	CARPET AS SCHEDULED
CT	CERAMIC TILE
DL	DOWN LIGHT
DP	DOWN PIPE (ALSO REFER TO HYDRAULIC DOCUMENTATION)
EF	EXHAUST FAN (ALSO REFER TO MECH. DOCUMENTATION)
EG	EAVES GUTTER
EPXY	POLYURETHANE FLOORING AS SCHEDULED
FAN.01	CEILING FAN AS SCHEDULED
FAN.02	CEILING FAN AS SCHEDULED
FC	FIBRE CEMENT SHEETING
FFL	FINISHED FLOOR LEVEL
FG	FIXED GLASS
FW	FLOOR WASTE
GW	GLASS WINDOW
HB	HAND BASIN
HD	HINGE DOOR
HD-G	HINGE DOOR GLASS
K	KICK
LVR	GLASS LOUVRE WINDOW
MRS	METAL ROOF SHEETING
OF-OP	OVERFLOW DOWNPIPE
PB	PLASTERBOARD
PL	PENDANT LIGHT
PT	PAINT FINISH AS SCHEDULED
RL	REDUCED LEVEL
SA	SUPPLY AIR (ALSO REFER TO MECH. DOCUMENTATION)
SHR	SHOWER
SD-G	SLIDING DOOR - GLASS
ST	STORAGE
SC	STONE CLADDING AS SCHEDULED
T	TAPWARE
TC	TIMBER CLADDING
TL.01	TILE AS SCHEDULED
TL.02	TILE AS SCHEDULED
TL.03	TILE AS SCHEDULED
TP	TIMBER POST
TRD	TOILET ROLL DISPENSER
TS	TIMBER SOFFIT
UR	URNAL
VF	VINYL FLOORING AS SCHEDULED
WL.01	WALL LIGHT AS SCHEDULED
WL.02	WALL LIGHT AS SCHEDULED
WC	WATER CLOSET

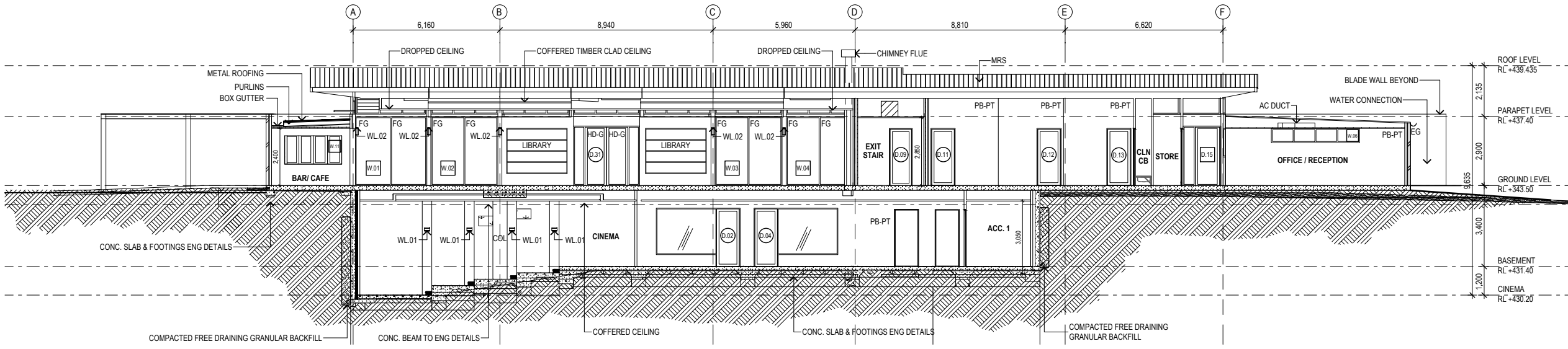
SECTION A-A



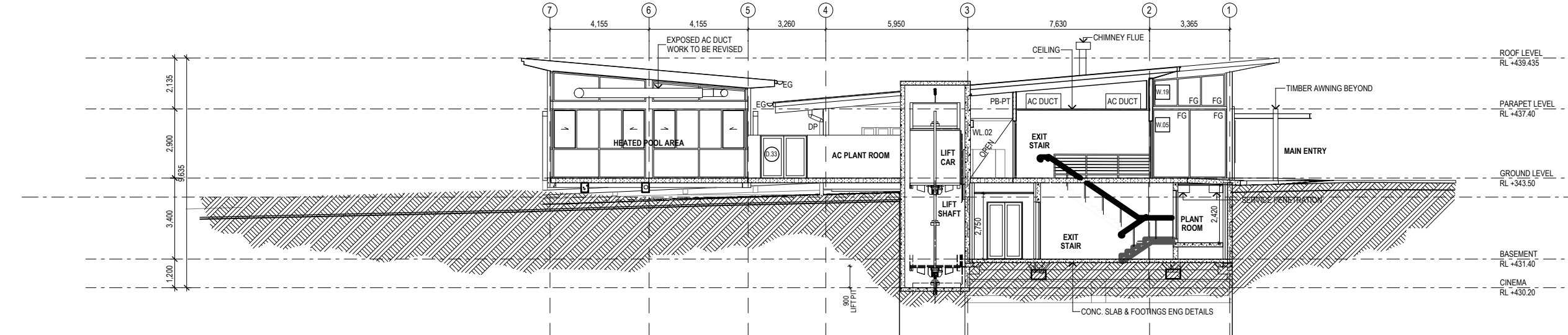
SECTION B-B



SECTION C-C



SECTION D-D



ABBREVIATIONS

ACC	ACCESSIBLE CINEMA (ALLOCATED SPACE)
AL	ALUMINIUM LOUVER (FIXED)
B	BALUSTRADE
BC	BENCH CUPBOARD
BF-G	BI-FOLD GLASS
BG	BOX GUTTER
BT	BIB TAP
BH	BULKHEAD
BT	BIB TAP
COL	COLUMN
CONC	CONCRETE
CR	CEMENT RENDER
CPT.01	CARPET AS SCHEDULED
CPT.02	CARPET AS SCHEDULED
CT	CERAMIC TILE
DL	DOWN LIGHT
DP	DOWN PIPE ALSO REFER TO HYDRAULIC DOCUMENTATION
EP	EXHAUST FAN ALSO REFER TO MECH. DOCUMENTATION
EG	EAVES GUTTER
EPOXY	POLYURETHANE FLOORING AS SCHEDULED
FAN.01	CEILING FAN AS SCHEDULED
FAN.02	CEILING FAN AS SCHEDULED
FC	FIBRE CEMENT SHEETING
FFL	FINISHED FLOOR LEVEL
FG	FIXED GLASS
FR	FRIDGE (UNDER BENCH)
FR	FRIDGE (UNDER BENCH)
FW	FLOOR WASTE
OS	GLASS SHELVING
GSB	GLASS SPLASH BACK
GW	GLASS WINDOW
HB	HAND BASIN
HD	HINGE DOOR
HD-G	HINGE DOOR GLASS
HP	HIGH POINT

HR	HANDRAIL
K	KICK
LVR	LOUVER (GLASS) FIXED
LF	LOUVER (GLASS) FIXED
MRS	METAL ROOF SHEETING
MSSB	MECHANICAL SERVICES SWITCHBOARD (REFER MECH ENGS DOCS)
OF-DP	OVERFLOW DOWNPIPE
PB	PLASTERBOARD
PBM	MOISTURE RESISTANT PLASTERBOARD
PF	POOL FENCE
PL	PENDANT LIGHT
PT	PAINT FINISH AS SCHEDULED
RL	REDUCED LEVEL
RV	ROOF VENTILATOR (REFER TO MECH ENGS DOCS)
RWH	RAIN WATER HEAD
SA	SUPPLY AIR ALSO REFER TO MECH. DOCUMENTATION
SHR	SHOWER

SD-G	SLIDING DOOR - GLASS
SL	SLIDING
ST	STORAGE
SC	STONE CLADDING AS SCHEDULED
SCR	SCREEN
SK	SINK
SPR	SPREADER
T	TAPWARE
TC	TIMBER CLADDING
TD	TUNDISH (REFER HYD / MECH ENGS DOCS)
TGI	TACTILE GROUND (SURFACE) INDICATORS
TL.01	TILE AS SCHEDULED
TL.02	TILE AS SCHEDULED
TL.03	TILE AS SCHEDULED
TP	TIMBER POST
TRD	TOILET ROLL DISPENSER
TS	TIMBER SOFFIT

TR	TROUGH (LAUNDRY)
UR	URINAL
VF	VINYL FLOORING AS SCHEDULED
VI	VISUAL INDICATOR
WL.01	WALL LIGHT AS SCHEDULED
WL.02	WALL LIGHT AS SCHEDULED
WM	WASHING MACHINE
WC	WATER CLOSET

BR	BACKREST TO AS 1428
BS	BENCH SEAT
BSN	BASIN (WITH SHELF)
BT	BOTTLE TRAP
C	CURTAIN
CH	CLOTHES HOOK
CR	CURTAIN RAIL
CT	COVE TILE
DD	DOOR GRILLE REFER MECH
FS	FOLDING SEAT
GR	GRAB RAIL
HB	HAND BASIN
HND	HAND DRYER
KP	KICK PANEL
M	MIRROR
PTD	PAPER TOWEL DISPENSER
PTN	PARTITION (TOILET CUBICLE)
RSC	RECONSTITUTED STONE COUNTER
SH	SHOWER HEAD
SPO	SOAP DISPENSER
ST	SOAP TRAY
T	TAP
TPD	TOILET PAPER DISPENSER

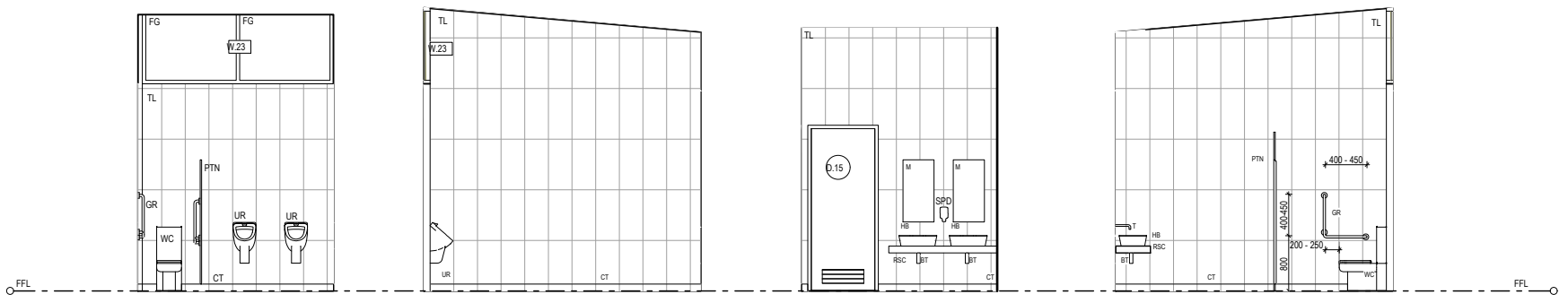
TR	TROUGH (LAUNDRY)
UR	URINAL
VF	VINYL FLOORING AS SCHEDULED
VI	VISUAL INDICATOR
WL.01	WALL LIGHT AS SCHEDULED
WL.02	WALL LIGHT AS SCHEDULED
WM	WASHING MACHINE
WC	WATER CLOSET

BR	BACKREST TO AS 1428
BS	BENCH SEAT
BSN	BASIN (WITH SHELF)
BT	BOTTLE TRAP
C	CURTAIN
CH	CLOTHES HOOK
CR	CURTAIN RAIL
CT	COVE TILE
DD	DOOR GRILLE REFER MECH
FS	FOLDING SEAT
GR	GRAB RAIL
HB	HAND BASIN
HND	HAND DRYER
KP	KICK PANEL
M	MIRROR
PTD	PAPER TOWEL DISPENSER
PTN	PARTITION (TOILET CUBICLE)
RSC	RECONSTITUTED STONE COUNTER
SH	SHOWER HEAD
SPO	SOAP DISPENSER
ST	SOAP TRAY
T	TAP
TPD	TOILET PAPER DISPENSER

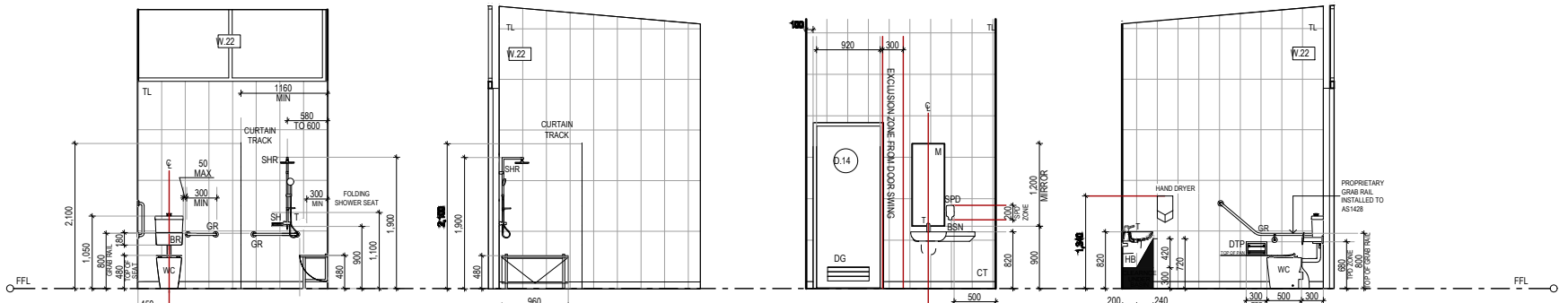
CAM ENGINEERING AND CONSTRUCTION
 ACC 022 912 840 | ABN 62 641 648 349
 Nominated Architect - NSW Architects Registration No. 383 Freeman Drive Cobarong NSW 2255
 COMPLETION OF THE QUALITY ASSURANCE CHECKS IS VERIFICATION THAT THE DOCUMENT CONFORMS WITH THE REQUIREMENTS OF THE QUALITY PROJECT PLAN. WHERE THE QUALITY ASSURANCE CHECK IS INCOMPLETE THE DOCUMENT IS PRELIMINARY FOR INFORMATION PURPOSES ONLY, OR SUCH PURPOSES AS STATED IN THE REVISION COLUMN.
 THE IDEAS, INFORMATION AND CONCEPTS CONTAINED IN THIS DOCUMENT ARE THE PROPERTY OF CAM ENGINEERING AND CONSTRUCTION. PHOTO COPYING OR REPRODUCING THIS DOCUMENT AND PASSING IT ON TO OTHERS WITHOUT THE EXPRESS PERMISSION OF CAM ENGINEERING IS AN INFRINGEMENT OF COPYRIGHT. ©



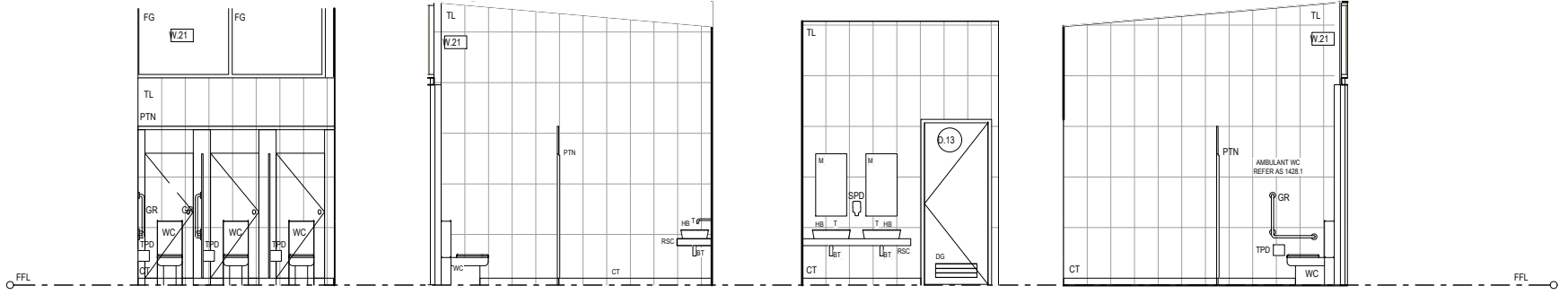
13 LDRY 1:50 14 LDRY 1:50



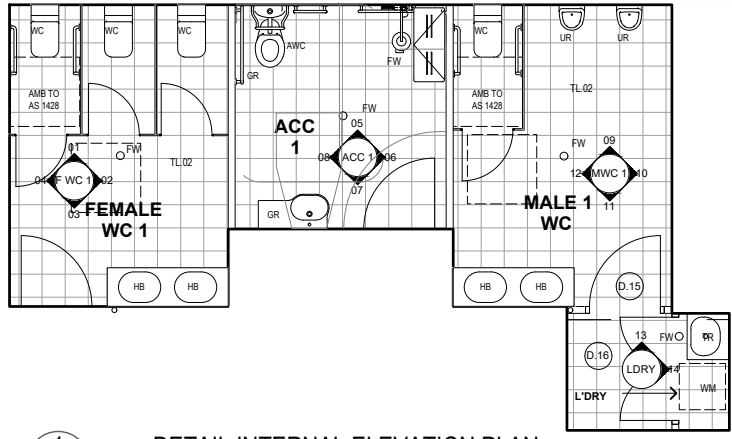
09 MWC 1 1:50 10 MWC 1 1:50 11 MWC 1 1:50 12 MWC 1 1:50



05 ACC 1 1:50 06 ACC 1 1:50 07 ACC 1 1:50 08 ACC 1 1:50



01 FEMALE WC 1 1:50 02 FEMALE WC 1 1:50 03 FEMALE WC 1 1:50 04 FEMALE WC 1 1:50



1 - 1:50 **DETAIL INTERNAL ELEVATION PLAN**

REV | DATE | COMMENTS
 D 28/11/2023 DA-SUBMISSION

PROJECT: MUDGEES GARDENS COMMUNITY CENTRE No. 1

CLIENT: MUDGEES GARDENS

SITE: Lot 1 DP 174385
 Lot 1 DP 1003242
 313 Magpie Lane
 Galambine NSW 2850

DRAWING: INTERNAL ELEVATION SHEET 1

WORK IN FIGURED DIMENSIONS IN PREFERENCE TO SCALE. CHECK DIMENSIONS AND LEVELS ON SITE PRIOR TO THE ORDERING OF MATERIALS OR THE COMPLETION OF WORKSHOP DRAWINGS. IF IN DOUBT ASK. REPORT ALL ERRORS AND OMISSIONS.

FILENAME: 12501-CC Community Centre 220328.pln
 DRAWN: JY DATE: 28/11/2023 SCALES: 1:50@A1

PROJECT No: 1001 PHASE: WD DRAWING No: B801 REV: D

ABBREVIATIONS

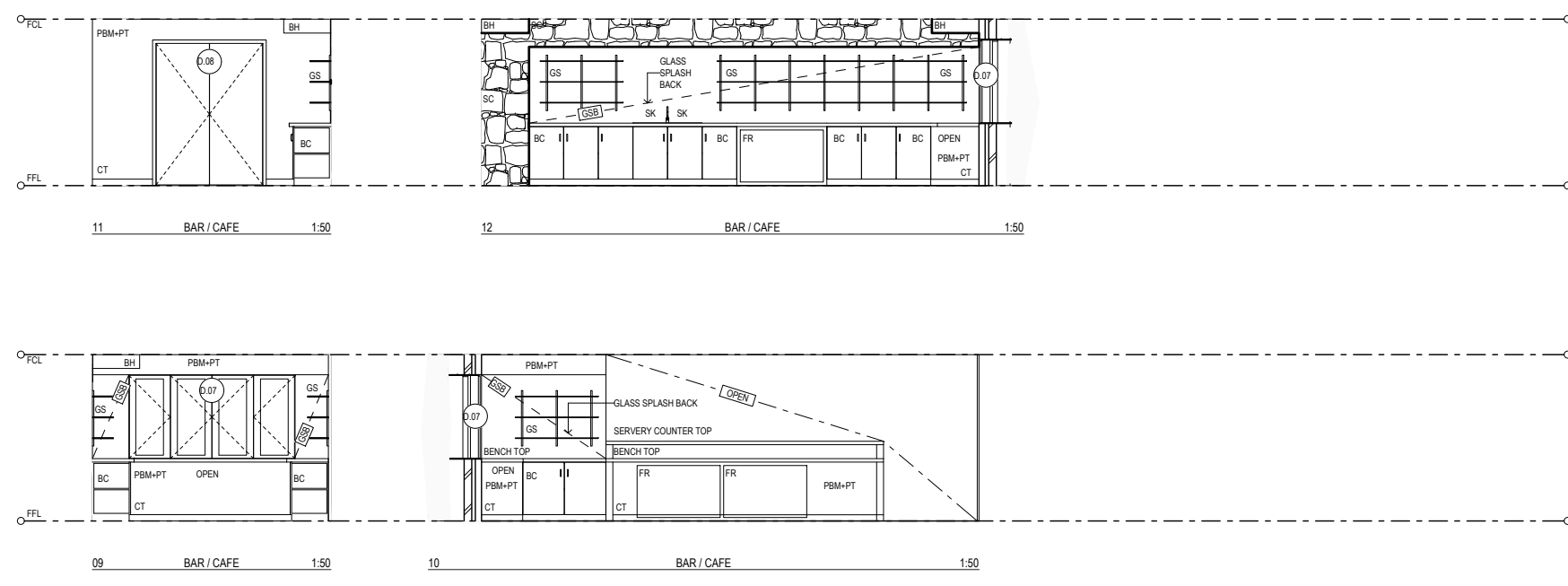
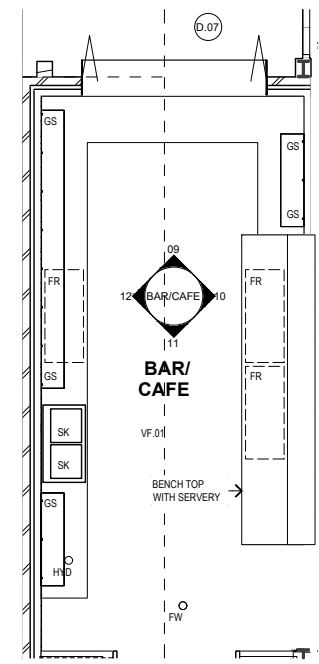
ACC	ACCESSIBLE CINEMA (ALLOCATED SPACE)
AL	ALUMINIUM LOUVRE (FIXED)
B	BALUSTRADE
BC	BENCH CUPBOARD
BF-G	BIFOLD GLASS
BG	BOK GUTTER
BH	BULKHEAD
BT	BIB TAP
COL	COLUMN
CONC	CONCRETE
CR	CEMENT RENDER
CPT.01	CARPET AS SCHEDULED
CPT.02	CARPET AS SCHEDULED
CT	CERAMIC TILE
DL	DOWN LIGHT
DP	DOWN PIPE ALSO REFER TO HYDRAULIC DOCUMENTATION
HD-G	HINGE DOOR GLASS
HP	HIGH POINT
EG	EAVES GUTTER
EPOXY	POLYURETHANE FLOORING AS SCHEDULED
FAN.01	CEILING FAN AS SCHEDULED
FAN.02	CEILING FAN AS SCHEDULED
FG	FIBRE CEMENT SHEETING
FIL	FINISHED FLOOR LEVEL
FG	FIXED GLASS
FR	FRIDGE (UNDER BENCH)
FW	FLOOR WASTE
GS	GLASS SHELVING
GSB	GLASS SPLASH BACK
GW	GLASS WINDOW
HB	HAND BASIN
HD	HINGE DOOR
HD-G	HINGE DOOR GLASS
HP	HIGH POINT
HR	HANDRAIL
K	KICK
KKZ	GLASS LOUVRE WINDOW
LF	LOUVRE (GLASS) FIXED
MRS	METAL ROOF SHEETING
MSSB	MECHANICAL SERVICES SWITCHBOARD (REFER MECH ENGS DOCS)
OF-OP	OVERFLOW DOWNPIPE
FB	FLASTERBOARD
PBM	MOISTURE RESISTANT PLASTERBOARD
PF	POOL FENCE
PL	PENDANT LIGHT
RL	PAINT FINISH AS SCHEDULED
RL	REDUCED LEVEL
RW	ROOF VENTILATOR (REFER TO MECH ENGS DOCS)
RWH	RAIN WATER HEAD
SA	SUPPLY AIR ALSO REFER TO MECH. DOCUMENTATION
SHR	SHOWER
SL	SLIDING
ST	STORAGE
SC	STONE CLADDING AS SCHEDULED
SCR	SCREEN
SK	SINK
SPR	SPREADER
T	TAPWARE
TC	TIMBER CLADDING
TD	TUNDISH (REFER HYD / MECH ENGS DOCS)
TGI	TACTILE GROUND (SURFACE) INDICATORS
TL.01	TILE AS SCHEDULED
TL.02	TILE AS SCHEDULED
TL.03	TILE AS SCHEDULED
TP	TIMBER POST
TRD	TOILET ROLL DISPENSER
TS	TIMBER SOFFIT
TR	TROUGH (LAUNDRY)
UR	URINAL
VF	VINYL FLOORING AS SCHEDULED
VI	VISUAL INDICATOR
WL.01	WALL LIGHT AS SCHEDULED
WL.02	WALL LIGHT AS SCHEDULED
WM	WASHING MACHINE
WC	WATER CLOSET

INTERNAL ELEVATION SPECIFIC ABBREVIATIONS

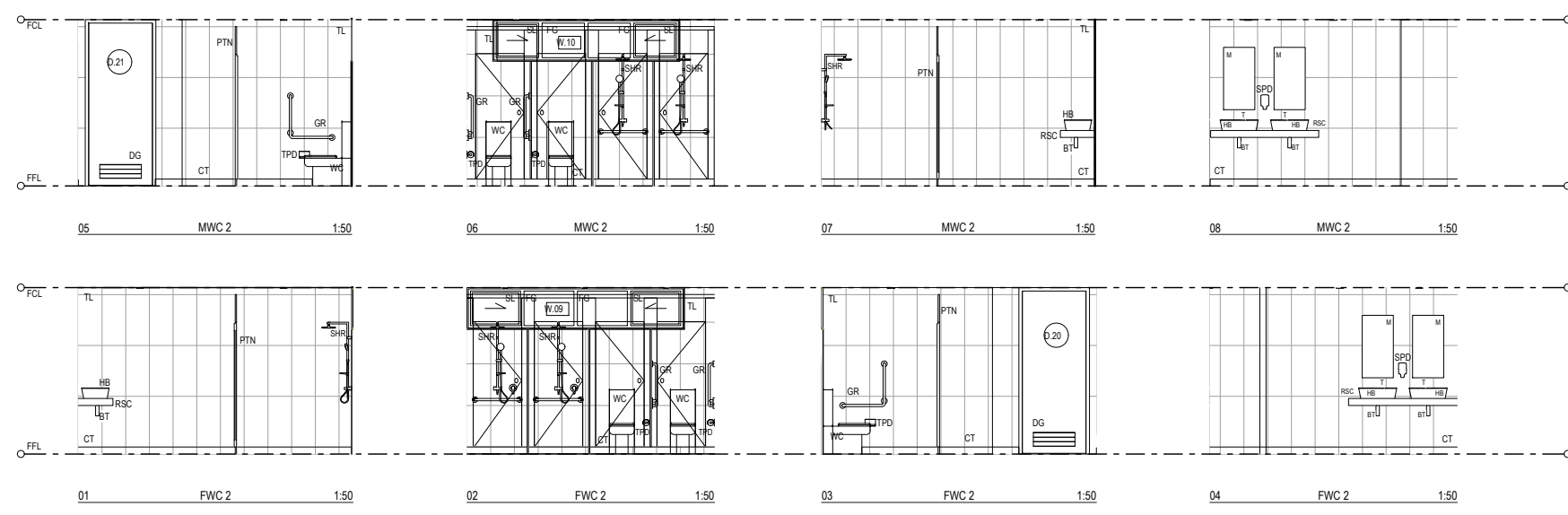
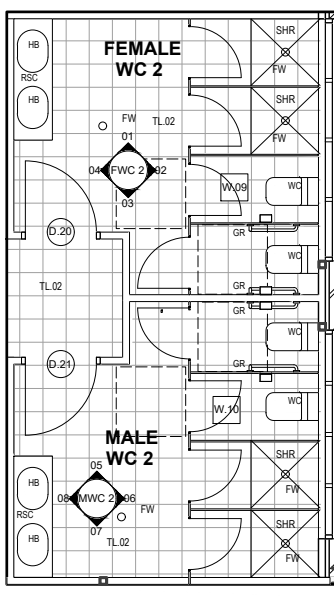
BR	BACKREST TO AS 1428
BS	BENCH SEAT
BSN	BASIN (WITH SHELF)
BT	BOTTLE TRAP
C	CURTAIN
CH	CLOTHES HOOK
CR	CURTAIN RAIL
CT	COVE TILE
DG	DOOR GRILLE REFER MECH
FS	FOLDING SEAT
GR	GRAB RAIL
GR	GRAB RAIL
HB	HAND BASIN
HND	HAND DRYER
KP	KICK PANEL
M	MIRROR
PTD	PAPER TOWEL DISPENSER
PTN	PARTITION (TOILET CUBICLE)
RSC	RECONSTITUTED STONE COUNTER
SH	SHOWER HEAD
SPD	SOAP DISPENSER
ST	SOAP TRAY
T	TAP
TPD	TOILET PAPER DISPENSER

CAM ENGINEERING AND CONSTRUCTION
 ACN 002 912 843 | ABN 82 644 848 849
 Northmead Address -
 NSW Architects Registration No.
 383 Freemans Drive Cooranbong NSW 2265
 COMPLETION OF THE QUALITY ASSURANCE CHECKS IS VERIFICATION THAT THE DOCUMENT CONFORMS WITH THE REQUIREMENTS OF THE QUALITY PROJECT PLAN. WHERE THE QUALITY ASSURANCE CHECK IS INCOMPLETE THIS DOCUMENT IS PRELIMINARY FOR INFORMATION PURPOSES ONLY. OR SUCH PURPOSES AS STATED IN THE REVISION COLUMN.
 THE IDEAS, INFORMATION AND CONCEPTS CONTAINED IN THIS DOCUMENT ARE THE PROPERTY OF C.E. ARCHITECTURE. PHOTOCOPYING OR REPRODUCING THIS DOCUMENT AND PASSING IT ON TO OTHERS WITHOUT THE EXPRESS PERMISSION OF CAM ENGINEERING IS AN INFRINGEMENT OF COPYRIGHT. ©

I | DRN | CHD | WFD |
 I | REV | DATE | COMMENTS
 D 28/11/2023 DA SUBMISSION
 NZ BC



2 - 1:50
 DETAIL INTERNAL ELEVATION PLAN



1 - 1:50
 DETAIL INTERNAL ELEVATION PLAN

PROJECT: MUDGEES GARDENS COMMUNITY CENTRE No. 1
 CLIENT: MUDGEES GARDENS
 SITE: Lot 1 DP 174385
 Lo 1 DP 1003242
 313 Magpie Lane
 Galambine NSW 2850

DRAWING: INTERNAL ELEVATION SHEET 2

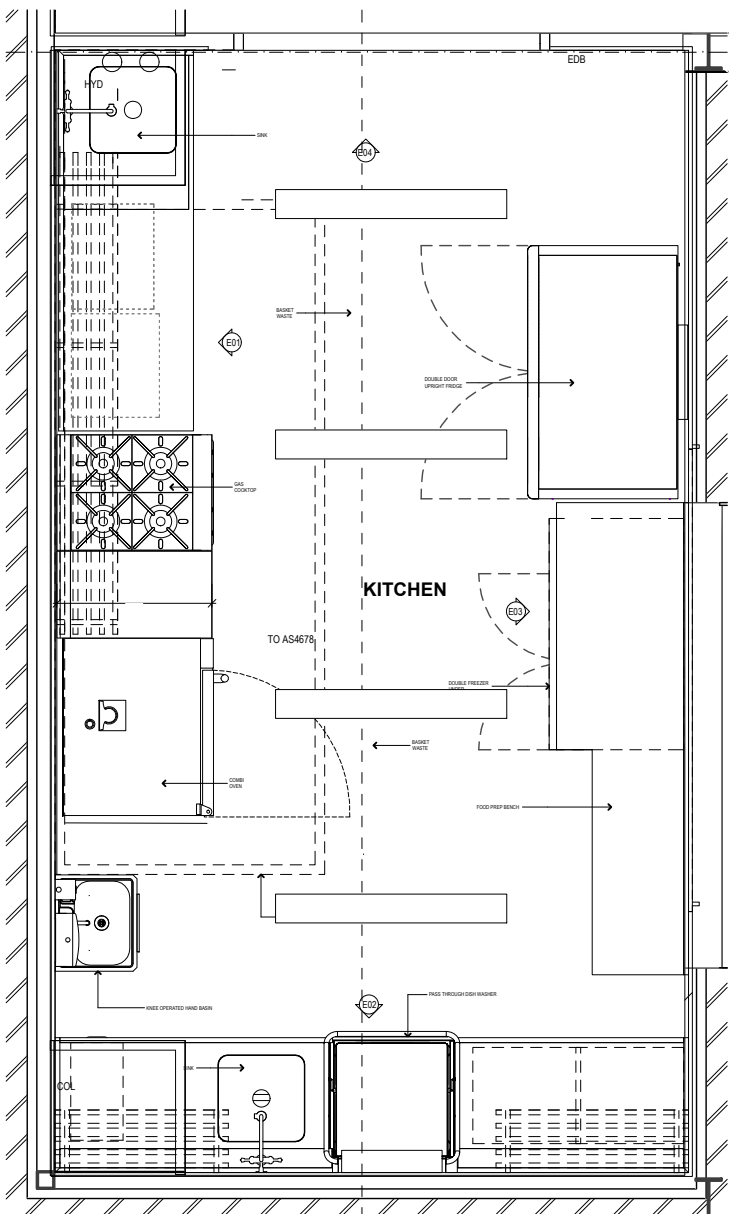
WORK IN FIGURED DIMENSIONS IN PREFERENCE TO SCALE. CHECK DIMENSIONS AND LEVELS ON SITE PRIOR TO THE ORDERING OF MATERIALS OR THE COMPLETION OF WORKSHOP DRAWINGS. IF IN DOUBT ASK. REPORT ALL ERRORS AND OMISSIONS.

FILENAME: 12501-CC Community Centre 220328.pln
 DRAWN: JY DATE: 28/11/2023 SCALE: 1:50@A1

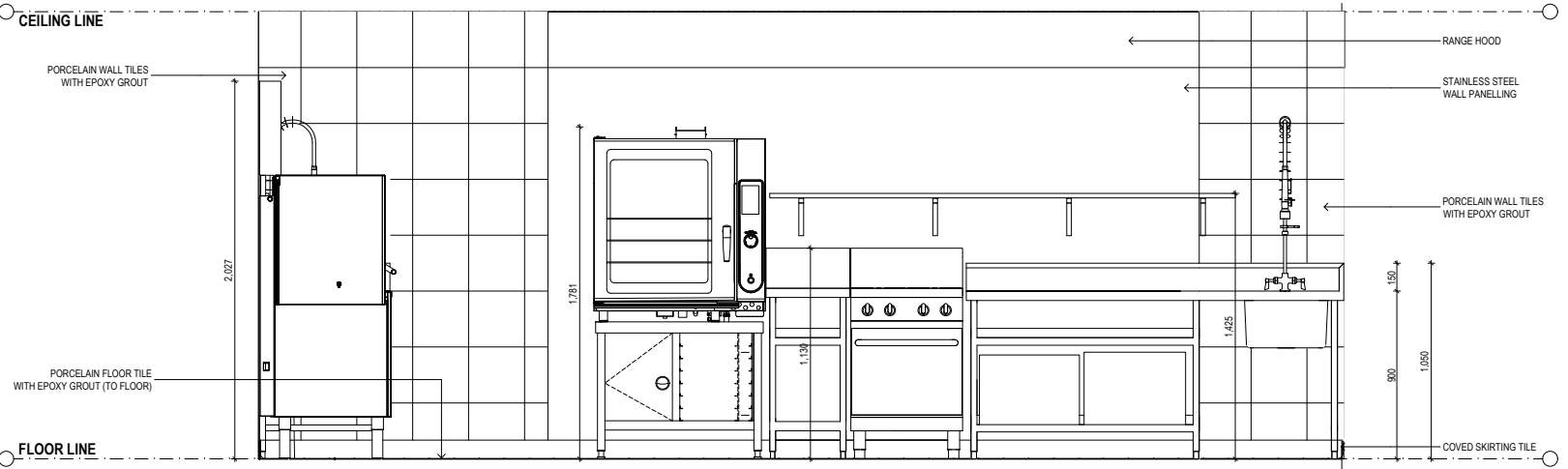
PROJECT No: 1001 PHASE: WD DRAWING No: B802 REV: D

ABBREVIATIONS

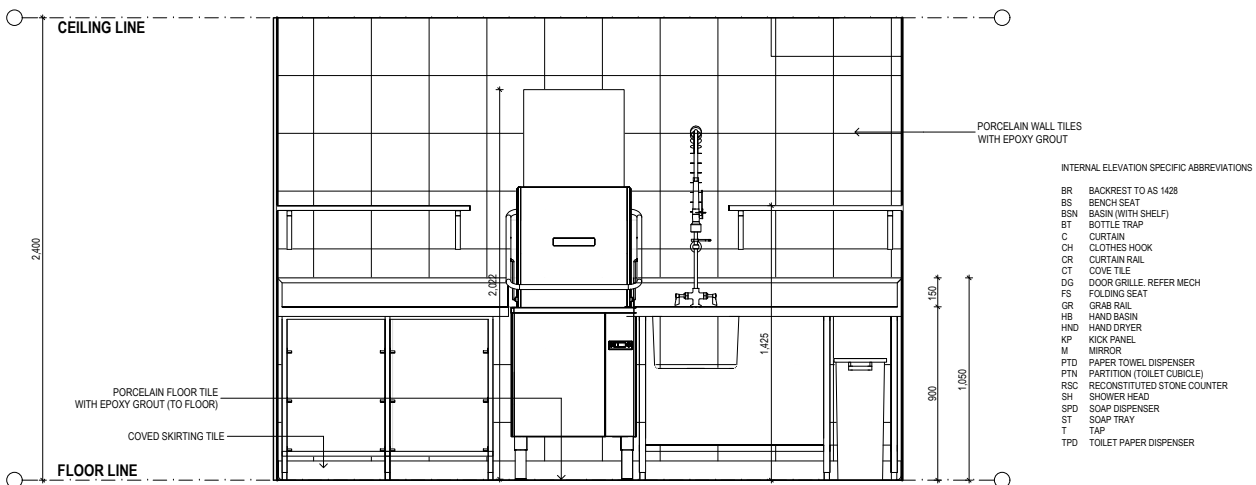
ACC	ACCESSIBLE CINEMA (ALLOCATED SPACE)	EF	EXHAUST FAN ALSO REFER TO MECH. DOCUMENTATION
AL	ALUMINIUM LOUVRE (FIXED)	EG	EYES GUTTER
B	BALUSTRADE	EPOXY	POLYURETHANE FLOORING AS SCHEDULED
BC	BENCH CUPBOARD	FAN/01	CEILING FAN AS SCHEDULED
BF-G	BI-FOLD GLASS	FAN/02	CEILING FAN AS SCHEDULED
BG	BOX GUTTER	FC	FIBRE CEMENT SHEETING
BH	BULKHEAD	FFL	FINISHED FLOOR LEVEL
BT	BIB TAP	FG	FRIGID GLASS
BT	BIB TAP	FR	FRIDGE (UNDER BENCH)
COL	COLUMN	FW	FLOOR WASTE
CONC	CONCRETE	GS	GLASS SHELVING
CR	CEMENT RENDER	GSB	GLASS SPLASH BACK
CPT.01	CARPET AS SCHEDULED	GW	GLASS WINDOW
CPT.02	CARPET AS SCHEDULED	HW	HAND WASIN
CT	CERAMIC TILE	HD	HINGE DOOR
DL	DOWN LIGHT	HD-G	HINGE DOOR GLASS
DP	DOWN PIPE ALSO REFER TO HYDRAULIC DOCUMENTATION	HP	HIGH POINT
EDB	ELECTRICAL DISTRIBUTION BOARD (REFER TO ELEC. PLAN DOCS)	HR	HANDRAIL
		K	KICK
		LVR	LOUVRE (GLASS) FIXED
		LF	LOUVRE (GLASS) FIXED
		MRS	METAL ROOF SHEETING
		MSSB	MECHANICAL SERVICES SWITCHBOARD (REFER MECH ENGS DOCS)
		OP-DP	OVERFLOW DOWNPIPE
		PB	PLASTERBOARD
		PBM	MOISTURE RESISTANT PLASTERBOARD
		PF	POOL FENCE
		PL	PENDANT LIGHT
		PL	PANT FINISH AS SCHEDULED
		RL	REDUCED LEVEL
		RV	ROOF VENTILATOR (REFER TO MECH ENGS DOCS)
		RWH	RAIN WATER HEAD
		SA	SUPPLY AIR ALSO REFER TO MECH. DOCUMENTATION
		SHR	SHOWER
		SL	SLIDING
		ST	STORAGE
		SC	STONE CLADDING AS SCHEDULED
		SCR	SCREEN
		SK	SKIM
		SPR	SREADER
		T	TAPWARE
		TC	TIMBER CLADDING
		TD	TUNDISH (REFER HYD / MECH ENGS DOCS)
		TGI	TACTILE GROUND (SURFACE) INDICATORS
		TL.01	TILE AS SCHEDULED
		TL.02	TILE AS SCHEDULED
		TL.03	TILE AS SCHEDULED
		TP	TIMBER POST
		TRD	TOILET ROLL DISPENSER
		TS	TIMBER SCAFFIT
		TR	TROUGH (LAUNDRY)
		UR	URINAL
		VF	VINYL FLOORING AS SCHEDULED
		VI	VISUAL INDICATOR
		WL.01	WALL LIGHT AS SCHEDULED
		WL.02	WALL LIGHT AS SCHEDULED
		WM	WASHING MACHINE
		WC	WATER CLOSET



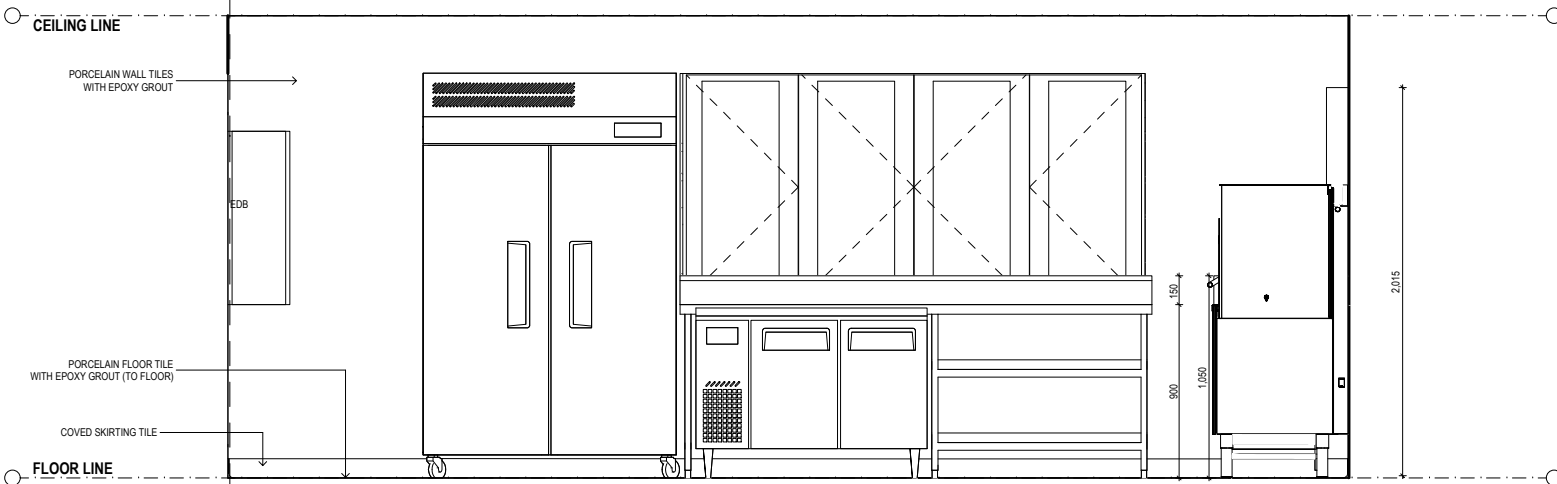
ELEVATION 01 1:20



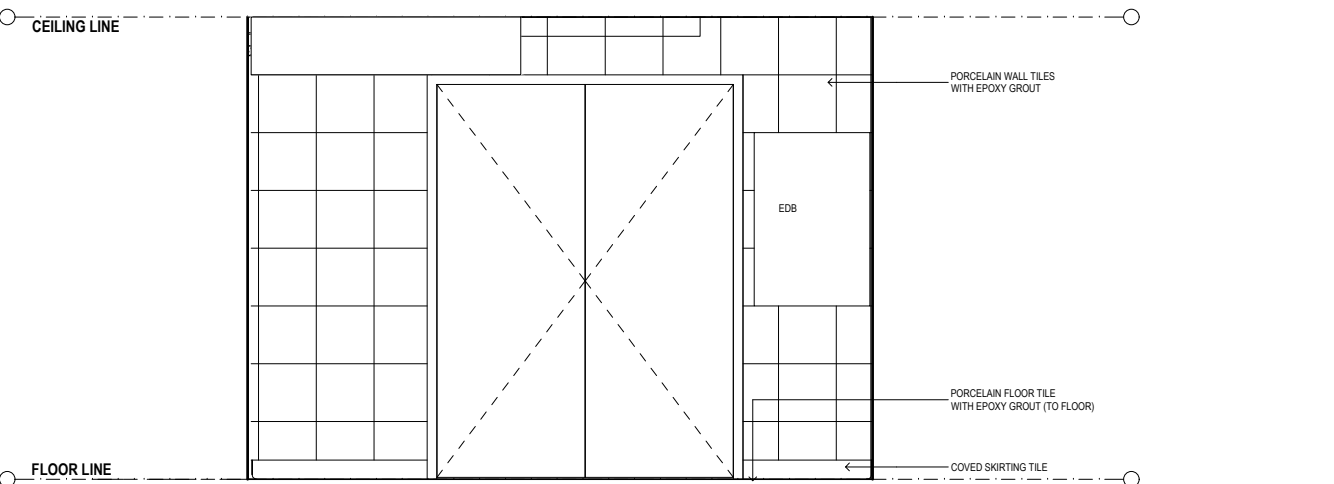
ELEVATION 02 1:20



ELEVATION 03 1:20



ELEVATION 04 1:20



FLOOR PLAN 1:20

FLOOR TILES TO ACHIEVE P5 SLIP RATING.
WALL FINISHES:
- STAINLESS STEEL WALL PANNELLING
- PORCELAIN WALL TILES WITH EPOXY GROUT
FLOOR FINISHES:
- PORCELAIN FLOOR TILE WITH EPOXY GROUT.
ALL FINISHES AND WALL CONSTRUCTION TO COMPLY WITH AS4674

CAM ENGINEERING AND CONSTRUCTION

ACN 102 912 813 | ABN 82 644 649 849
 Notified Architect
 NSW Architects Registration No.
 383 Freemans Drive Coorabong NSW 2265

COMPLETION OF THE QUALITY ASSURANCE CHECKS IS VERIFICATION THAT THE DOCUMENT CONFORMS WITH THE REQUIREMENTS OF THE QUALITY PROJECT PLAN. WHERE THE QUALITY ASSURANCE CHECK IS INCOMPLETE THIS DOCUMENT IS PRELIMINARY FOR INFORMATION PURPOSES ONLY, OR SUCH PURPOSES AS STATED IN THE REVISION COLUMN.

THE IDEAS, INFORMATION AND CONCEPTS CONTAINED IN THIS DOCUMENT ARE THE PROPERTY OF EJC ARCHITECTURE. PHOTOCOPYING OR REPRODUCING THIS DOCUMENT AND PASSING IT ON TO OTHERS WITHOUT THE EXPRESS PERMISSION OF CAM ENGINEERING IS AN INFRINGEMENT OF COPYRIGHT. ©

DATE: 28/11/2023
 REV: 01
 COMMENTS: 1

PROJECT: MUDGE GARDENS COMMUNITY CENTRE No. 1

CLIENT: MUDGE GARDENS

SITE: Lot 1 DP 174385
 Lot 1 DP 1003242
 313 Magpie Lane
 Galambine NSW 2850

DRAWING: INTERNAL ELEVATION SHEET 3

WORK IN FIGURED DIMENSIONS IN PREFERENCE TO SCALE. CHECK DIMENSIONS AND LEVELS ON SITE PRIOR TO THE ORDERING OF MATERIALS OR THE COMPLETION OF WORKSHOP DRAWINGS. IF IN DOUBT ASK. REPORT ALL ERRORS AND OMISSIONS.

FILENAME: 12501-CC Community Centre 220328.pln

DRAWN: DATE: SCALES: **JY 28/11/2023**

PROJECT No: PHASE: DRAWING No: REV: **1001 WD B803 D**



313 MAGPIE LANE, GALAMBINE NSW 2850

ARCHITECTURAL DRAWING SCHEDULE

D000	COVER SHEET
D001	SITE PLAN
D102	GROUND FLOOR PLAN
D103	ROOF PLAN
D501	NORTH, EAST, SOUTH & WEST ELEVATIONS
D502	SECTION A-A, B-B, C-C & D-D
D801	INTERNAL ELEVATIONS SHEET 01
D802	INTERNAL ELEVATIONS SHEET 02
D803	INTERNAL ELEVATIONS SHEET 03

MUDGEES GARDENS COMMUNITY CENTRE No.2

DA SUBMISSION
NOT FOR CONSTRUCTION

REV E

CAM ENGINEERING AND CONSTRUCTION
 ACN 002 912 843 | ABN 82 644 689 849
 Notified Address:
 NSW Architects Registration No.
 383 Freemans Drive Cootamundra NSW 2265

COMPLETION OF THE QUALITY ASSURANCE CHECKS IS VERIFICATION THAT THE DOCUMENT CONFORMS WITH THE REQUIREMENTS OF THE QUALITY PROJECT PLAN WHERE THE QUALITY ASSURANCE CHECK IS INCOMPLETE. THIS DOCUMENT IS PRELIMINARY FOR INFORMATION PURPOSES ONLY. OR SUCH PURPOSES AS STATED IN THE REVISION COLUMN.

THE IDEAS, INFORMATION AND CONCEPTS CONTAINED IN THIS DOCUMENT ARE THE PROPERTY OF C&E ARCHITECTURE. PHOTOCOPYING OR REPRODUCING THIS DOCUMENT AND PASSING IT ON TO OTHERS WITHOUT THE EXPRESS PERMISSION OF C&E ENGINEERING IS AN INFRINGEMENT OF COPYRIGHT. ©



ABBREVIATIONS

ACC	ACCESSIBLE CINEMA (ALOCATED SPACE)	ET	EXHAUST FAN ALSO REFER TO MECH. DOCUMENTATION	HR	HANDRAIL	SL	SLIDING DOOR-GLASS	TR	TROUGH (LAUNDRY)
AL	ALUMINIUM LOUVRE (FIXED)	ES	EAVES GUTTER	K	KICK	ST	STORAGE	UR	URINAL
B	BALUSTRADE	EP	EPOXY	LVR	GLASS LOUVRE WINDOW	SC	STONE CLADDING AS SCHEDULED	VF	VINYL FLOORING AS SCHEDULED
BC-G	BENCH CUPBOARD	FAN 01	CEILING FAN AS SCHEDULED	LF	LOUVRE (GLASS) FIXED	SCR	SCREEN	VI	VISUAL INDICATOR
BG	BIFOLD GLASS	FAN 02	CEILING FAN AS SCHEDULED	MRS	METAL ROOF SHEETING	WL 01	WALL LIGHT AS SCHEDULED	WL 02	WALL LIGHT AS SCHEDULED
BO	BOX GUTTER	FC	FIBRE CEMENT SHEETING	MSB	MECHANICAL SERVICES SWITCHBOARD (REFER MECH ENGS DOCS)	WM	WASHING MACHINE	WC	WATER CLOSET
BH	BULKHEAD	FFL	FINISHED FLOOR LEVEL	MSB	OVERFLOW DOWNPIPE	SPR	SPREADER		
BT	BIB TAP	FG	FIXED GLASS	PB	PLASTERBOARD	T	TAPWARE		
CC	COLUMN	FR	FRIEDGE (UNDER BENCH)	PRM	MOISTURE RESISTANT PLASTERBOARD	TC	TIMBER CLADDING		
COL	CONCRETE	FW	FLOOR WASTE	PF	POOL FENCE	TD	TUNDISH (REFER HYD / MECH ENGS DOCS)		
CR	CEMENT RENDER	GS	GLASS SHELVING	PL	PENDANT LIGHT	TG1	TACTILE GROUND (SURFACE) INDICATORS		
CPT 01	CARPET AS SCHEDULED	GSB	GLASS SPLASH BACK	PT	PAINT FINISH AS SCHEDULED	TL 01	TILE AS SCHEDULED		
CPT 02	CARPET AS SCHEDULED	GW	GLASS WINDOW	RL	REDUCED LEVEL	TL 02	TILE AS SCHEDULED		
CT	CERAMIC TILE	HB	HAND BASIN	RV	ROOF VENTILATOR (REFER TO MECH ENGS DOCS)	TL 03	TILE AS SCHEDULED		
DL	DOWN LIGHT	HD	HINGE DOOR	RWH	RAIN WATER HEAD	TP	TIMBER POST		
DP	DOWN PIPE ALSO REFER TO HYDRAULIC DOCUMENTATION	HD-G	HINGE DOOR GLASS	SA	SUPPLY AIR ALSO REFER TO MECH. DOCUMENTATION	TRD	TOILET ROLL DISPENSER		
EDP	ELECTRICAL DISTRIBUTION BOARD (REFER ELECTRICAL DOCS)	HP	HIGH POINT	SHR	SHOWER	TS	TIMBER SOFFIT		

CAM ENGINEERING AND CONSTRUCTION

ACN 002 912 843 | ABN 82 644 649 849
 Nominated Architect
 NSW Architects Registration No.
 383 Freeman Drive Coorabong NSW 2265

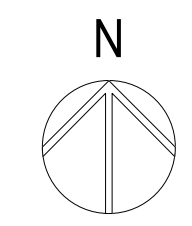
COMPLETION OF THE QUALITY ASSURANCE CHECKS IS VERIFICATION THAT THE DOCUMENT CONFORMS WITH THE REQUIREMENTS OF THE QUALITY PROJECT PLAN. WHERE THE QUALITY ASSURANCE CHECK IS INCORPORATED THIS DOCUMENT IS PRELIMINARY FOR INFORMATION PURPOSES ONLY. OR SUCH PURPOSES AS STATED IN THE REVISION COLUMN.

THE IDEAS, INFORMATION AND CONCEPTS CONTAINED IN THIS DOCUMENT ARE THE PROPERTY OF ESE ARCHITECTURE. PHOTOCOPYING OR REPRODUCING THIS DOCUMENT AND PASSING IT ON TO OTHERS WITHOUT THE EXPRESS PERMISSION OF CAM ENGINEERING IS AN INFRINGEMENT OF COPYRIGHT. ©

DA SUBMISSION



REV | DATE | COMMENTS



PROJECT: MUDGEES GARDENS COMMUNITY CENTRE No. 2
 CLIENT: MUDGEES GARDENS
 SITE: Lot 1 DP 174385
 Lot 1 DP 1003242
 313 Maggie Lane
 Galambine NSW 2850
 DRAWING: SITE PLAN

WORK IN FIGURED DIMENSIONS IN PREFERENCE TO SCALE. CHECK DIMENSIONS AND LEVELS ON SITE PRIOR TO THE ORDERING OF MATERIALS OR THE COMPLETION OF WORKSHOP DRAWINGS IF IN DOUBT ASK. REPORT ALL ERRORS AND OMISSIONS.

FILENAME: 12501-CC Community Centre 220328.pht
 DRAWN: DATE: SCALES:
JY 28/11/2023
 PROJECT No: 1001 PHASE: DRAWING: **WD D001** REV: **D**

ABBREVIATIONS

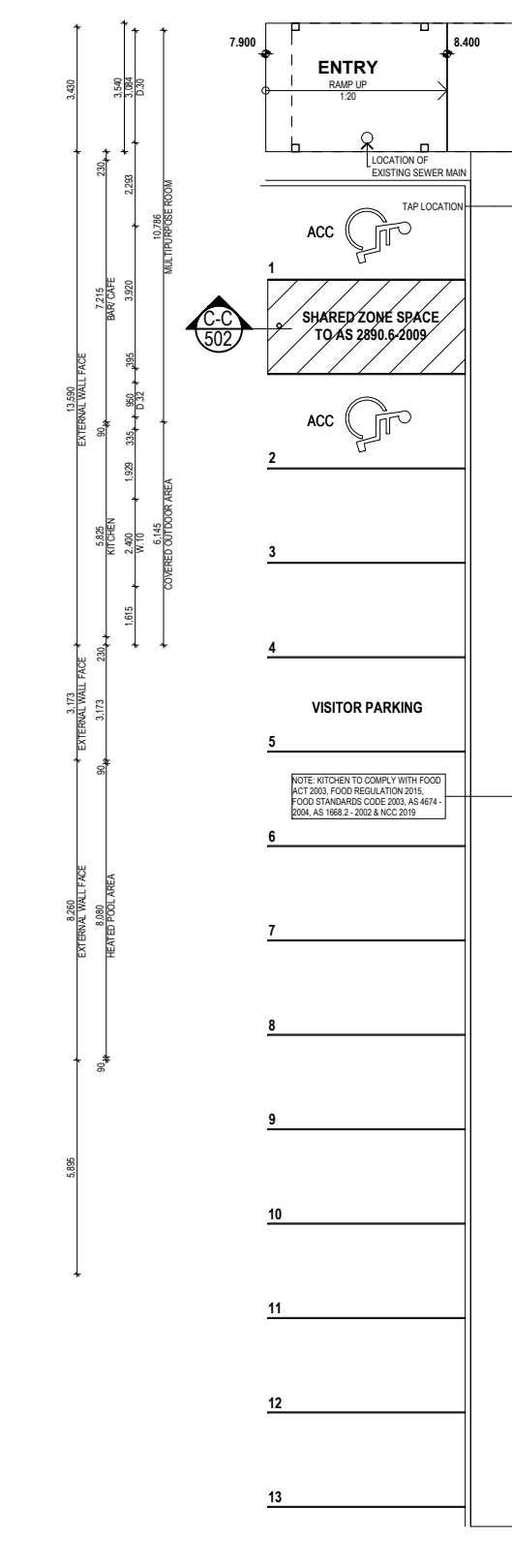
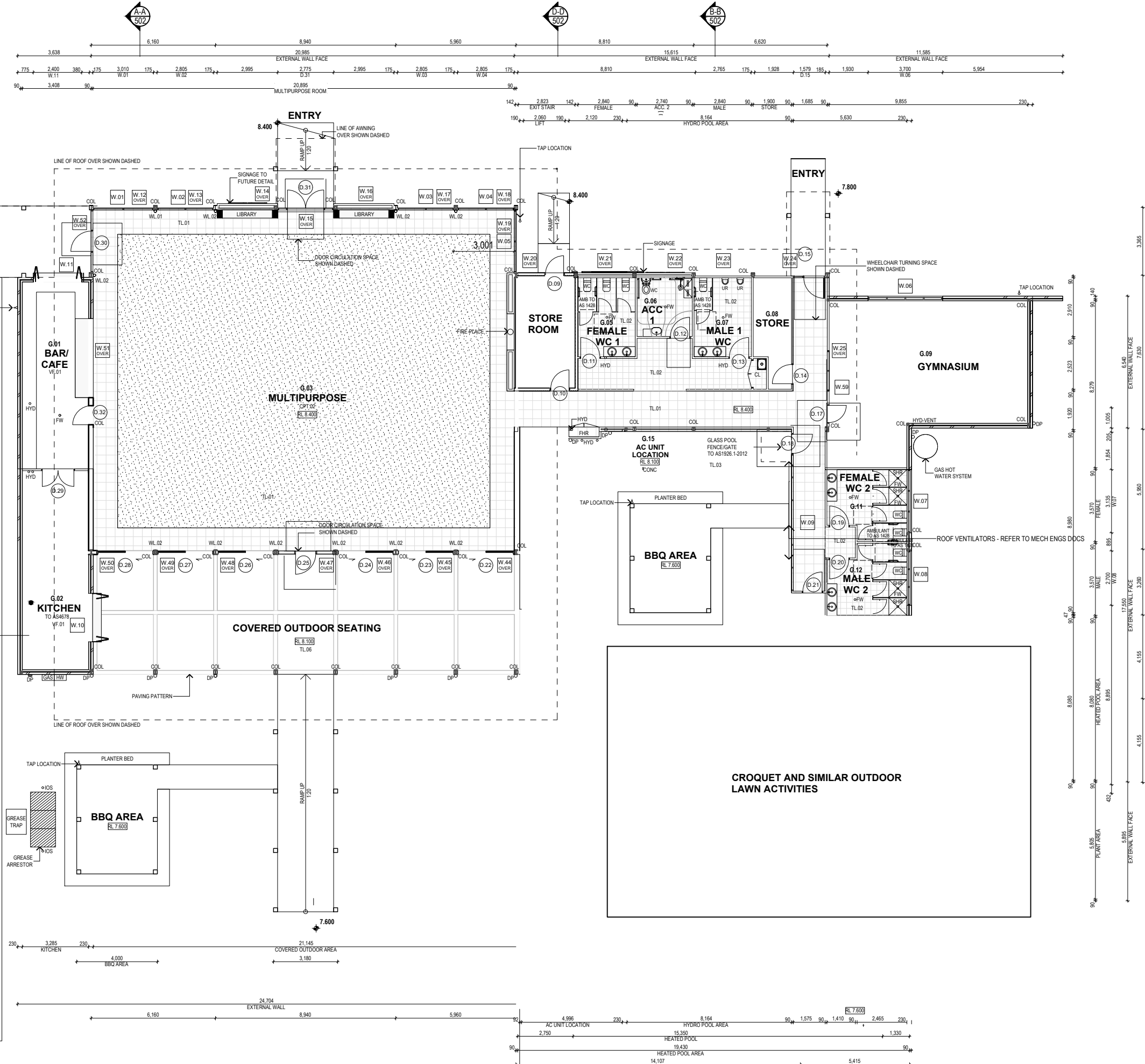
AL	ALUMINIUM LOUVER (FIXED)	FFL	FINISHED FLOOR LEVEL	SD-G	SLIDING DOOR - GLASS
BF-G	BIFOLD GLASS	FW	FLOOR WASTE	SC	STONE CLADDING AS SCHEDULED
BH	BULKHEAD	GW	GLASS WINDOW	T	TAPWARE
COL	COLUMN	HB	HAND BASIN	TC	TIMBER CLADDING
CONC	CONCRETE	HD	HINGE DOOR	TL.01	TILE AS SCHEDULED
CR	CEMENT RENDER	HD-G	HINGE DOOR GLASS	TL.02	TILE AS SCHEDULED
CPT.01	CARPET AS SCHEDULED	K	KICK	TL.03	TILE AS SCHEDULED
CPT.02	CARPET AS SCHEDULED	LVR	GLASS LOUVER WINDOW	TRD	TIMBER POST
CT	CERAMIC TILE	MSS	METAL ROOF SHEETING	TRD	TOILET ROLL DISPENSER
DL	DOWNLIGHT	OF-DF	OVERFLOW DOWNPIPE	TS	TIMBER SOFFIT
DP	DOWN PIPE ALSO REFER TO HYDRAULIC DOCUMENTATION	PF	PLASTERBOARD	UR	URNAL
EF	EXHAUST FAN ALSO REFER TO MECH. DOCUMENTATION	PL	PENDANT LIGHT	VF	VINYL FLOORING AS SCHEDULED
EG	SAVES GUTTER	PT	PAINT FINISH AS SCHEDULED	WL.01	WALL LIGHT AS SCHEDULED
EPOXY	POLYURETHANE FLOORING AS SCHEDULED	RL	REDUCED LEVEL	WL.02	WALL LIGHT AS SCHEDULED
FAN.01	CEILING FAN AS SCHEDULED	SA	SUPPLY AIR ALSO REFER TO MECH. DOCUMENTATION	WC	WATER CLOSET
FAN.02	CEILING FAN AS SCHEDULED	SHR	SHOWER		
FC	FIBRE CEMENT SETTING				

W.01	WINDOW MARKER
eg. WINDOW / WINDOW N° 05	
D.01	DOOR MARKER
eg. DOOR / DOOR N° 05	
PE	CEILING MATERIAL
eg. CEILING HEIGHT ABOVE FLOOR LEVEL	
90mm STUD WALLS	
200mm CONCRETE WALLS	
200 CONCRETE, 100 AIR SPACE, 90 STUD WALL	

CAM ENGINEERING & CONSTRUCTION
 ACN 922 912 843 | ABN 53 611 016 570
 Registered Architect
 NSW Architects Registration
 8/3 Freemans Drive Coorabong NSW 2255

THE IDEAS, INFORMATION AND CONCEPTS CONTAINED IN THIS DOCUMENT ARE THE PROPERTY OF CAM ENGINEERING & CONSTRUCTION. PHOTO COPYING OR REPRODUCING THIS DOCUMENT AND PASSING IT ON TO OTHERS WITHOUT THE WRITTEN PERMISSION OF CAM ENGINEERING & CONSTRUCTION IS AN INFRINGEMENT OF COPYRIGHT. ©

PROJECT: MUDGE GARDENS COMMUNITY CENTRE No. 2
 CLIENT: CRAIG BATEMAN MUDGE GARDENS
 SITE: Lot 1 DP 174385, Lot 1 DP 1003242, 313 Magpie Lane, Galambine NSW 2850
 DRAWING: GROUND FLOOR PLAN



WORK IN FIGURED DIMENSIONS IN PREFERENCE TO SCALE. CHECK DIMENSIONS AND LEVELS ON SITE PRIOR TO THE ORDERING OF MATERIALS OR THE COMPLETION OF WORKSHOP DRAWINGS. IF IN DOUBT ASK. REPORT ALL ERRORS AND OMISSIONS.

DRAWN: JM DATE: 20/04/2022 SCALE: 1:100@A1

PROJECT No: 1001 PHASE: WD DRAWING No: D102

ABBREVIATIONS

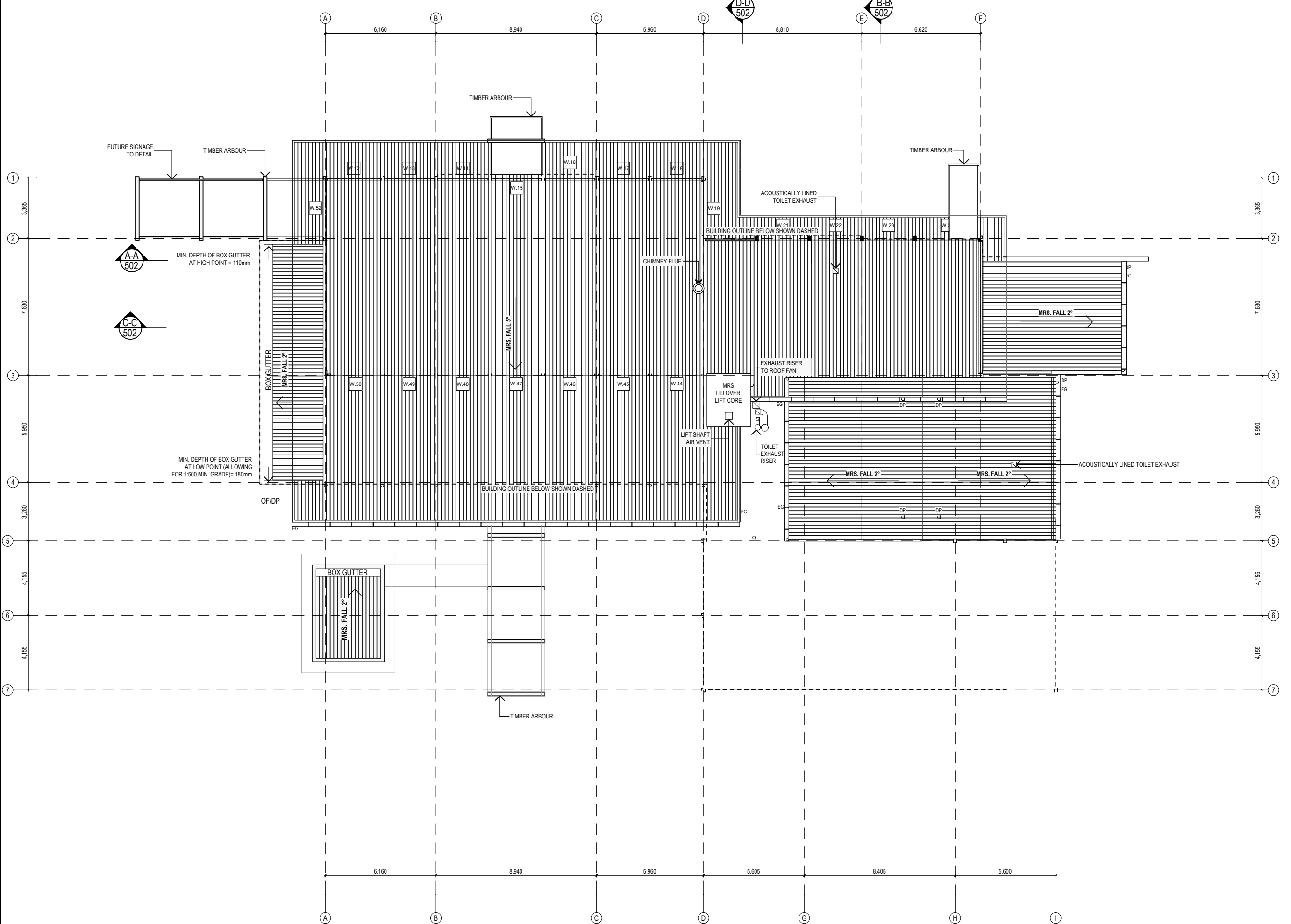
AL	ALUMINIUM LOUVRE (FIXED)	FFL	FINISHED FLOOR LEVEL	SD-G	SLIDING DOOR - GLASS
BF-G	BIFOLD GLASS	FG	FIXED GLASS	ST	STORAGE
BH	BULKHEAD	FW	FLOOR WASTE	T	TAPWARE
COL	COLUMN	GW	GLASS WINDOW	TC	TIMBER CLADDING
CONC	CONCRETE	HB	HAND BASIN	TL01	TILE AS SCHEDULED
CR	CEMENT RENDER	HD	HINGE DOOR	TL02	TILE AS SCHEDULED
CPT.01	CARPET AS SCHEDULED	HD-G	HINGE DOOR GLASS	TL03	TILE AS SCHEDULED
CPT.02	CARPET AS SCHEDULED	K	KICK	TP	TIMBER POST
CT	CERAMIC TILE	LVR	GLASS LOUVRE WINDOW	TRD	TOILET ROLL DISPENSER
DL	DOWN LIGHT	MRS	METAL ROOF SHEETING	TS	TIMBER SOFFIT
DP	DOWN PIPE ALSO REFER TO HYDRAULIC DOCUMENTATION	OF-DP	OVERFLOW DOWNPIPE	UR	URNAL
EF	EXHAUST FAN ALSO REFER TO MECH. DOCUMENTATION	PB	PLASTERBOARD	VF	VINYL FLOORING AS SCHEDULED
EG	EAVES GUTTER	PL	PENDANT LIGHT	WL01	WALL LIGHT AS SCHEDULED
EPOXY	POLYURETHANE FLOORING AS SCHEDULED	PT	PAINT FINISH AS SCHEDULED	WL02	WALL LIGHT AS SCHEDULED
FAN.01	CEILING FAN AS SCHEDULED	RL	REDUCED LEVEL	WC	WATER CLOSET
FAN.02	CEILING FAN AS SCHEDULED	SA	SUPPLY AIR ALSO REFER TO MECH. DOCUMENTATION		
FC	FIBRE CEMENT SHEETING				

W.05	WINDOW MARKER eg. WINDOW / WINDOW N° 05
DM	DOOR MARKER eg. DOOR / DOOR N° 05
CEILING	CEILING MATERIAL CEILING HEIGHT ABOVE FLOOR LEVEL
90mm	90mm STUD WALLS
200mm	200mm CONCRETE WALLS
200	200 CONCRETE, 100 AIR SPACE, 90 STUD WALL

CAM ENGINEERING AND CONSTRUCTION
 ACN 002 912 843 | ABN 82 644 648 849
 Nominated Architect -
 NSW Architects Registration No.
 383 Freemans Drive Cooranbong NSW 2265

COMPLETION OF THE QUALITY ASSURANCE CHECKS IS VERIFICATION THAT THE DOCUMENT CONFORMS WITH THE REQUIREMENTS OF THE QUALITY PROJECT PLAN WHERE THE QUALITY ASSURANCE CHECK IS INCOMPLETE THE DOCUMENT IS PRELIMINARY FOR INFORMATION PURPOSES ONLY, OR SUCH PURPOSES AS STATED IN THE REVISION COLUMN.

THE IDEAS, INFORMATION AND CONCEPTS CONTAINED IN THIS DOCUMENT ARE THE PROPERTY OF CAM ENGINEERING AND CONSTRUCTION. PHOTO COPYING OR REPRODUCING THIS DOCUMENT AND PASSING IT ON TO OTHERS WITHOUT THE EXPRESS PERMISSION OF CAM ENGINEERING IS AN INFRINGEMENT OF COPYRIGHT. ©



REV | DATE | COMMENTS
 A 30/10/2019 CONSULTANT ISSUE
 B 26/11/2019 CONSULTANT ISSUE
 C 20/04/2022 CONSULTANT ISSUE
 C 28/11/2023 DA SUBMISSION

PROJECT: **MUDGE GARDENS COMMUNITY CENTRE No. 2**

CLIENT: **MUDGE GARDENS**

SITE: **Lot 1 DP 174385
 Lo 1 DP 1003242
 313 Magpie Lane
 Galambine NSW 2850**

DRAWING: **ROOF PLAN**

WORK IN FIGURED DIMENSIONS IN PREFERENCE TO SCALE. CHECK DIMENSIONS AND LEVELS ON SITE PRIOR TO THE ORDERING OF MATERIALS OR THE COMPLETION OF WORKSHOP DRAWINGS. IF IN DOUBT ASK. REPORT ALL ERRORS AND OMISSIONS.

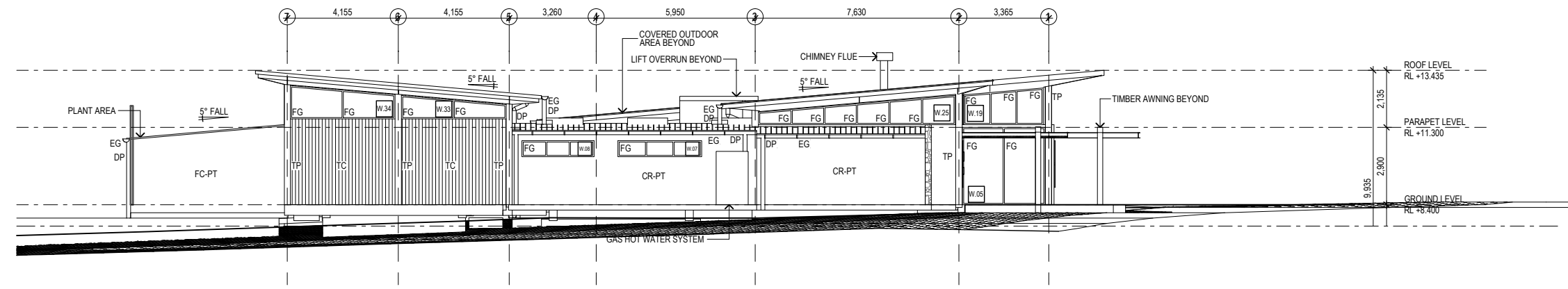
FILENAME: 12501-CC Community Centre 220328.pln
 DRAWN: **JY** DATE: 28/11/2023 SCALE: **1:100@A1**

PROJECT No: **1001** PHASE: **WD** DRAWING No: **D103** REV: **D**

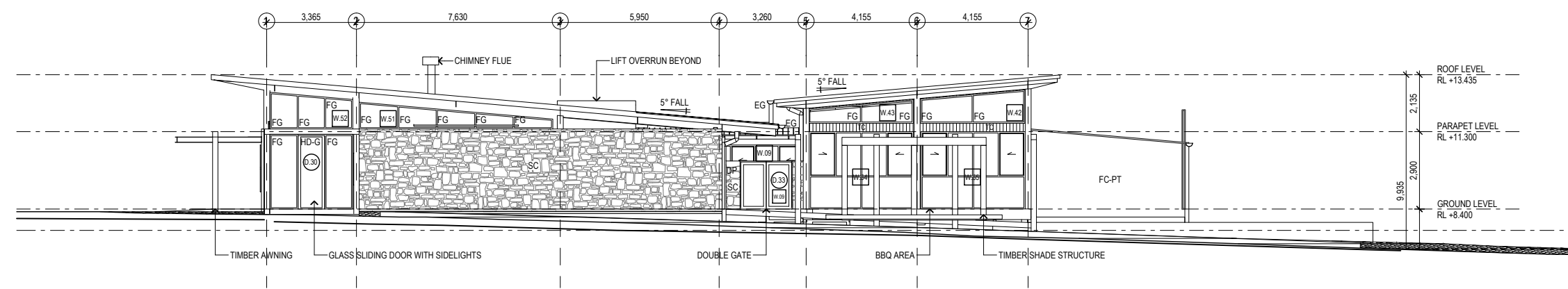
ABBREVIATIONS

- AL ALUMINIUM LOUVRE (FIXED)
- BL BULKHEAD
- SH SHOWER
- COL COLUMN
- CONC CONCRETE
- CR CEMENT RENDER
- CPT.01 CARPET AS SCHEDULED
- CPT.02 CARPET AS SCHEDULED
- CT CERAMIC TILE
- DL DOWN LIGHT
- DP DOWN PIPE ALSO REFER TO MECH. DOCUMENTATION
- EG EAVES GUTTER
- EP EPOXY POLYURETHANE FLOORING AS SCHEDULED
- FAN.01 CEILING FAN AS SCHEDULED
- FAN.02 CEILING FAN AS SCHEDULED
- FC FIBRE CEMENT SHEETING
- FFL FINISHED FLOOR LEVEL
- FG FIXED GLASS
- FW FLOOR WASTE
- GW GLASS WINDOW
- HB HAND BASIN
- HD HINGE DOOR
- HD-G HINGE DOOR GLASS
- K KICK
- LVR GLASS LOUVRE WINDOW
- MRS METAL ROOF SHEETING
- OF-OP OVERFLOW DOWNPIPE
- PS PLASTERBOARD
- PL PENDANT LIGHT
- PT PAINT FINISH AS SCHEDULED
- RL REDUCED LEVEL
- SA SUPPLY AIR ALSO REFER TO MECH. DOCUMENTATION
- SHR SHOWER
- SD-G SLIDING DOOR - GLASS
- ST STORAGE
- SC STONE CLADDING AS SCHEDULED
- T TAPWARE
- TC TIMBER CLADDING
- TL.01 TILE AS SCHEDULED
- TL.02 TILE AS SCHEDULED
- TL.03 TILE AS SCHEDULED
- TP TIMBER POST
- TRD TOILET ROLL DISPENSER
- TS TIMBER SOFFIT
- UR URINAL
- VF VINYL FLOORING AS SCHEDULED
- WL.01 WALL LIGHT AS SCHEDULED
- WL.02 WALL LIGHT AS SCHEDULED
- WC WATER CLOSET

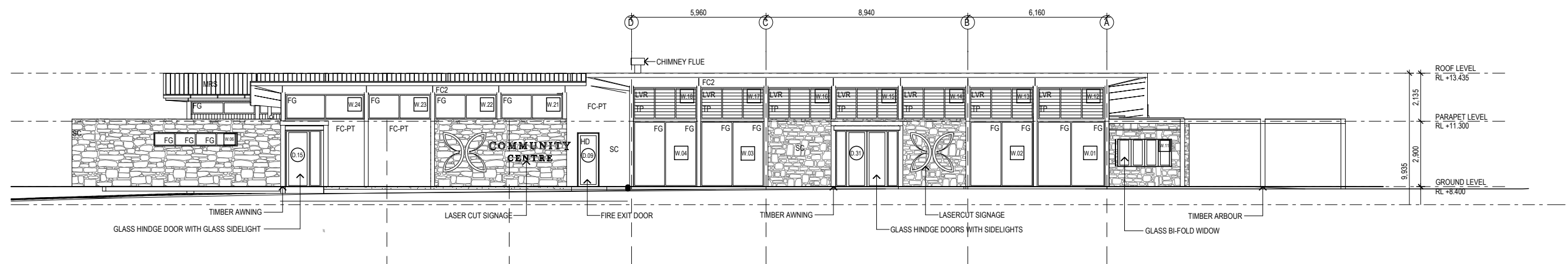
EAST ELEVATION



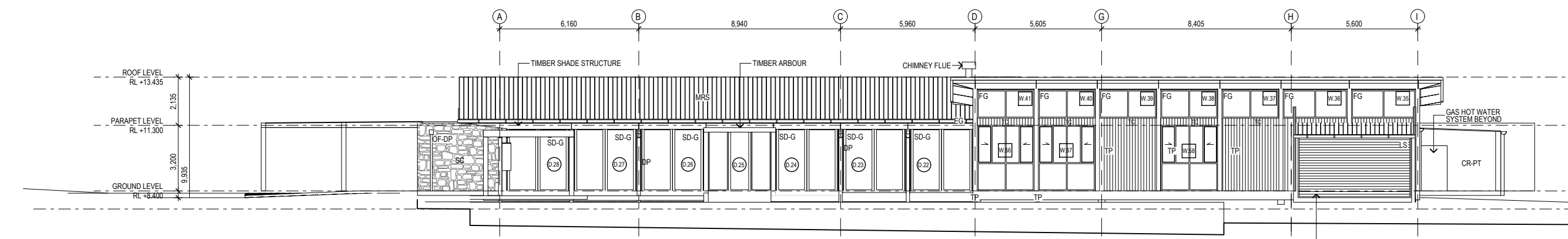
WEST ELEVATION



NORTH ELEVATION



SOUTH ELEVATION



CoorabongGardensLogo-DnWhite 29677B44.jpg

COMPLETION OF THE QUALITY ASSURANCE CHECKS IS VERIFICATION THAT THE DOCUMENT CONFORMS WITH THE REQUIREMENTS OF THE QUALITY PROJECT PLAN. WHERE THE QUALITY ASSURANCE CHECK IS INCOMPLETE, THE DOCUMENT IS PRELIMINARY FOR INFORMATION PURPOSES ONLY, OR SUCH PURPOSES AS STATED IN THE REVISION COLUMN.

THE IDEAS, INFORMATION AND CONCEPTS CONTAINED IN THIS DOCUMENT ARE THE PROPERTY OF CAM ENGINEERING AND CONSTRUCTION. PHOTO COPYING OR REPRODUCING THIS DOCUMENT AND PASSING IT ON TO OTHERS WITHOUT THE EXPRESS PERMISSION OF CAM ENGINEERING IS AN INFRINGEMENT OF COPYRIGHT. ©

KEY | DATE | ISSUE | CONSULTANT ISSUE |
 A 30/10/2019 CONSULTANT ISSUE
 B 26/11/2019 CONSULTANT ISSUE
 C 20/04/2022 CONSULTANT ISSUE

PROJECT: MUDGEE GARDENS COMMUNITY CENTRE No. 2
 CLIENT: CRAIG BATEMAN MUDGEE GARDENS
 SITE: Lot 1 DP 174385
 Lo 1 DP 1003242
 313 Magpie Lane
 Galambine NSW 2850
 DRAWING: SECTION A-A, B-B, C-C & D-D

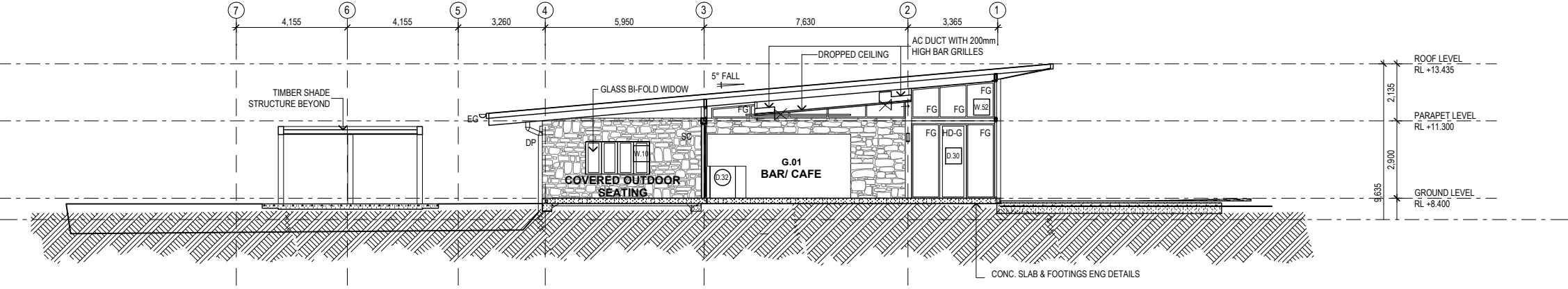
WORK IN FIGURED DIMENSIONS IN PREFERENCE TO SCALE. CHECK DIMENSIONS AND LEVELS ON SITE PRIOR TO THE ORDERING OF MATERIALS OR THE COMPLETION OF WORKSHOP DRAWINGS. IF IN DOUBT ASK, REPORT ALL ERRORS AND OMISSIONS.
 FILENAME: 12501-CC Community Centre 220328.pht
 DRAWN: JY DATE: 20/02/2023 SCALE: 1:100@A1
 PROJECT No: 12501 PHASE: WD DRAWING No: D502 REV: D

CoorabongGardensLogo-DnWhite 29677B44.jpg

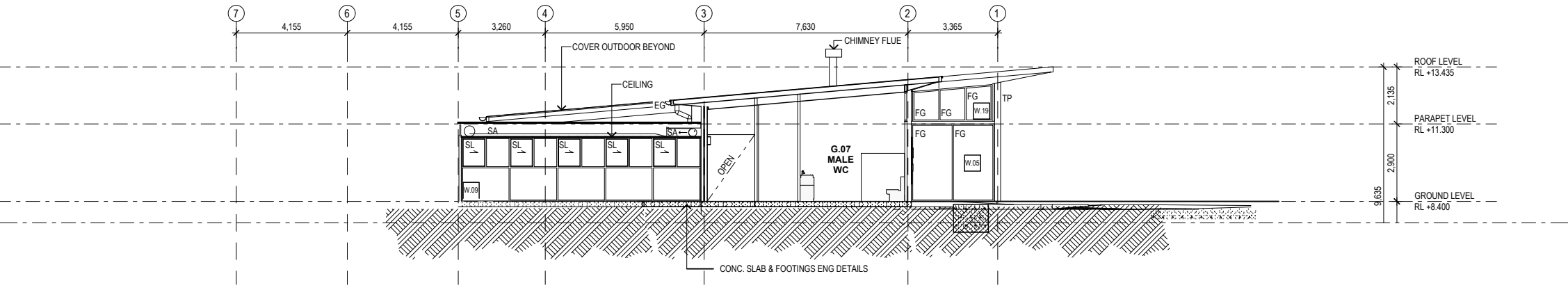
ABBREVIATIONS

- AL ALUMINIUM LOUVER (FIXED)
- BF-G BI-FOLD GLASS
- BH BULKHEAD
- COL COLUMN
- CONC CONCRETE
- CR CEMENT RENDER
- CPT.01 CARPET AS SCHEDULED
- CPT.02 CERAMIC TILE
- DL DOWN LIGHT
- DP DOWN PIPE ALSO REFER TO HYDRAULIC DOCUMENTATION
- EF EXHAUST FAN ALSO REFER TO MECH. DOCUMENTATION
- EG EAVES GUTTER
- EPXY POLYURETHANE FLOORING AS SCHEDULED
- FAN.01 CEILING FAN AS SCHEDULED
- FAN.02 CEILING FAN AS SCHEDULED
- FC FIBRE CEMENT SHEETING
- FFL FINISHED FLOOR LEVEL
- FG FIXED GLASS
- FW FLOOR WASTE
- GW GLASS WINDOW
- HB HAND BASIN
- HD HINGE DOOR
- HD-G HINGE DOOR GLASS
- K KICK
- LVR GLASS LOUVER WINDOW
- MRS METAL ROOF SHEETING
- OF-OP OVERFLOW DOWNPIPE
- PB PLASTERBOARD
- PL PENDANT LIGHT
- PT PAINT FINISH AS SCHEDULED
- RL REDUCED LEVEL
- SA SUPPLY AIR ALSO REFER TO MECH. DOCUMENTATION
- SHR SHOWER
- SD-G SLIDING DOOR - GLASS
- ST STORAGE
- SC STONE CLADDING AS SCHEDULED
- T TAPWARE
- TC TIMBER CLADDING
- TL.01 TILE AS SCHEDULED
- TL.02 TILE AS SCHEDULED
- TL.03 TILE AS SCHEDULED
- TP TIMBER POST
- TRD TOILET ROLL DISPENSER
- TS TIMBER SOFFIT
- UR URINAL
- VFL VINYL FLOORING AS SCHEDULED
- WL.01 WALL LIGHT AS SCHEDULED
- WL.02 WALL LIGHT AS SCHEDULED
- WC WATER CLOSET

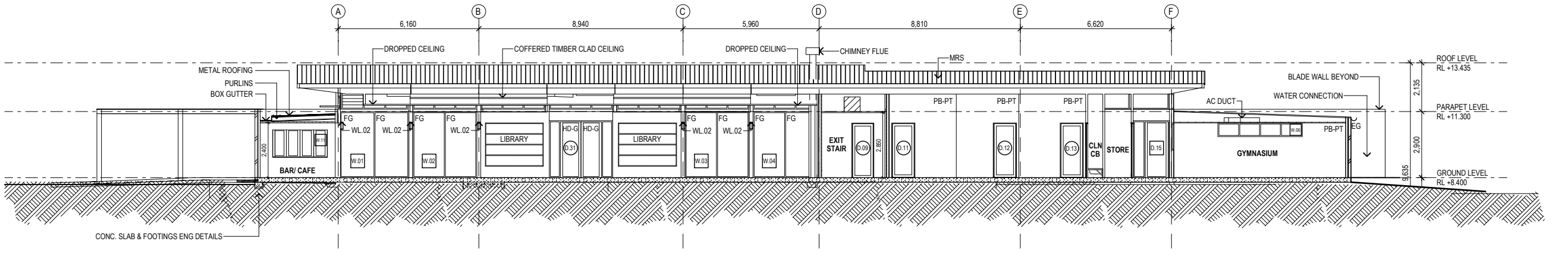
SECTION A-A



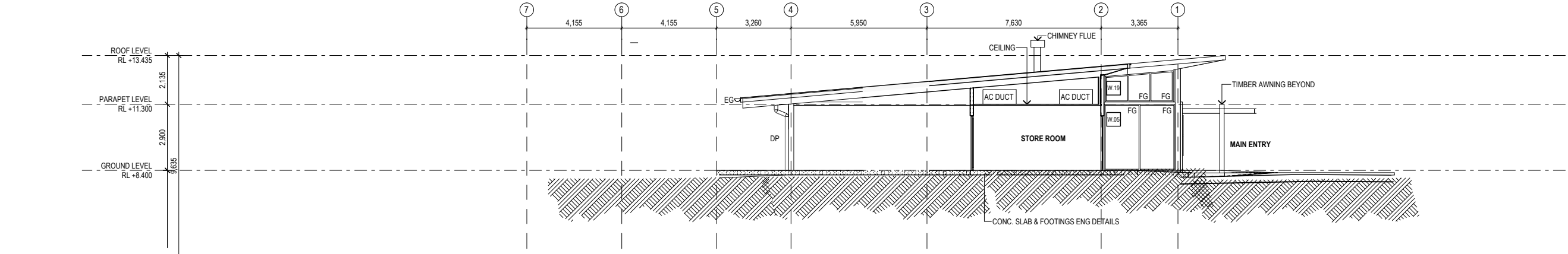
SECTION B-B



SECTION C-C



SECTION D-D



ABBREVIATIONS

ACC	ACCESSIBLE CINEMA (ALLOCATED SPACE)
AL	ALUMINIUM LOUVER (FIXED)
B	BALUSTRADE
BC	BENCH CUPBOARD
BF-G	BI-FOLD GLASS
BG	BOX GUTTER
BT	BIB TAP
BH	BULKHEAD
BT	BIB TAP
COL	COLUMN
CONC	CONCRETE
CR	CEMENT RENDER
CPT.01	CARPET AS SCHEDULED
CPT.02	CARPET AS SCHEDULED
CT	CERAMIC TILE
DL	DOWN LIGHT
DP	DOWN PIPE ALSO REFER TO HYDRAULIC DOCUMENTATION
EDB	ELECTRICAL DISTRIBUTION BOARD (REFER TO ELEC PLAN DOCS)
EF	EXHAUST FAN ALSO REFER TO MECH. DOCUMENTATION
EG	EAVES GUTTER
EPOXY	POLYURETHANE FLOORING AS SCHEDULED
FAN.01	CEILING FAN AS SCHEDULED
FAN.02	CEILING FAN AS SCHEDULED
FC	FIBRE CEMENT SHEETING
FFL	FINISHED FLOOR LEVEL
FG	FIXED GLASS
FR	FRIDGE (UNDER BENCH)
FRW	FLOOR WASTE
OS	GLASS SHELVING
GSB	GLASS SPLASH BACK
GW	GLASS WINDOW
HB	HAND BASIN
HD	HINGE DOOR
HD-G	HINGE DOOR GLASS
HP	HIGH POINT

HR	HANDRAIL
K	KICK
LVR	LOUVER (GLASS) FIXED
LF	LOUVER (GLASS) FIXED
MRS	METAL ROOF SHEETING
MSSB	MECHANICAL SERVICES SWITCHBOARD (REFER MECH ENGS DOCS)
OF-DP	OVERFLOW DOWNPIPE
PB	PLASTERBOARD
PBM	MOISTURE RESISTANT PLASTERBOARD
PF	POOL FENCE
PL	PENDANT LIGHT
PT	PAINT FINISH AS SCHEDULED
RL	REDUCED LEVEL
RV	ROOF VENTILATOR (REFER TO MECH ENGS DOCS)
RWH	RAIN WATER HEAD
SA	SUPPLY AIR ALSO REFER TO MECH. DOCUMENTATION
SHR	SHOWER

SD-G	SLIDING DOOR - GLASS
SL	SLIDING
ST	STONE CLADDING AS SCHEDULED
SCR	SCREEN
SK	SINK
SPR	SPREADER
T	TAPWARE
TC	TIMBER CLADDING
TD	TUNDISH (REFER HYD / MECH ENGS DOCS)
TGI	TACTILE GROUND (SURFACE) INDICATORS
TL.01	TILE AS SCHEDULED
TL.02	TILE AS SCHEDULED
TL.03	TILE AS SCHEDULED
TP	TIMBER POST
TRD	TOILET ROLL DISPENSER
TS	TIMBER SOFFIT

TR	TROUGH (LAUNDRY)
UR	URINAL
VF	VINYL FLOORING AS SCHEDULED
VI	VISUAL INDICATOR
WL.01	WALL LIGHT AS SCHEDULED
WL.02	WALL LIGHT AS SCHEDULED
WM	WASHING MACHINE
WC	WATER CLOSET

BR	BACKREST TO AS 1428
BS	BENCH SEAT
BSN	BASIN (WITH SHELF)
BT	BOTTLE TRAP
C	CURTAIN
CH	CLOTHES HOOK
CR	CURTAIN RAIL
CT	COVE TILE
DD	DOOR GRILLE REFER MECH
FS	FOLDING SEAT
GR	GRAB RAIL
HB	HAND BASIN
HND	HAND DRYER
KP	KICK PANEL
M	MIRROR
PTD	PAPER TOWEL DISPENSER
PTN	PARTITION (TOILET CUBICLE)
RSC	RECONSTITUTED STONE COUNTER
SH	SHOWER HEAD
SPO	SOAP DISPENSER
ST	SOAP TRAY
T	TAP
TPD	TOILET PAPER DISPENSER

INTERNAL ELEVATION SPECIFIC ABBREVIATIONS	
BR	BACKREST TO AS 1428
BS	BENCH SEAT
BSN	BASIN (WITH SHELF)
BT	BOTTLE TRAP
C	CURTAIN
CH	CLOTHES HOOK
CR	CURTAIN RAIL
CT	COVE TILE
DD	DOOR GRILLE REFER MECH
FS	FOLDING SEAT
GR	GRAB RAIL
HB	HAND BASIN
HND	HAND DRYER
KP	KICK PANEL
M	MIRROR
PTD	PAPER TOWEL DISPENSER
PTN	PARTITION (TOILET CUBICLE)
RSC	RECONSTITUTED STONE COUNTER
SH	SHOWER HEAD
SPO	SOAP DISPENSER
ST	SOAP TRAY
T	TAP
TPD	TOILET PAPER DISPENSER

CAM ENGINEERING AND CONSTRUCTION

ACN 022 912 840 | ABN 21 641 648 349
 Nominated Architect -
 NSW Architects Registration No.
 383 Freeman Drive Cobarong NSW 2255

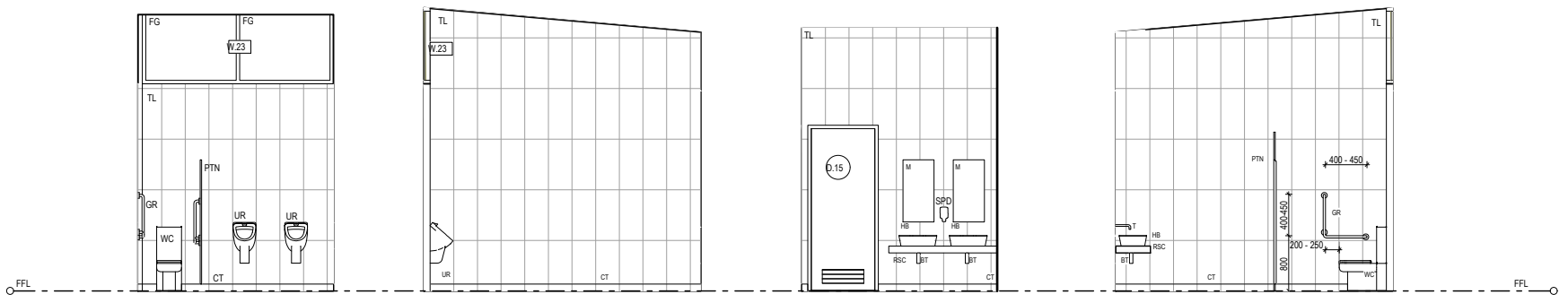
COMPLETION OF THE QUALITY ASSURANCE CHECKS IS VERIFICATION THAT THE DOCUMENT CONFORMS WITH THE REQUIREMENTS OF THE QUALITY PROJECT PLAN. WHERE THE QUALITY ASSURANCE CHECK IS INCOMPLETE THE DOCUMENT IS PRELIMINARY FOR INFORMATION PURPOSES ONLY, OR SUCH PURPOSES AS STATED IN THE REVISION COLUMN.

THE IDEAS, INFORMATION AND CONCEPTS CONTAINED IN THIS DOCUMENT ARE THE PROPERTY OF CAM ENGINEERING AND CONSTRUCTION. PHOTO COPYING OR REPRODUCING THIS DOCUMENT AND PASSING IT ON TO OTHERS WITHOUT THE EXPRESS PERMISSION OF CAM ENGINEERING IS AN INFRINGEMENT OF COPYRIGHT. ©

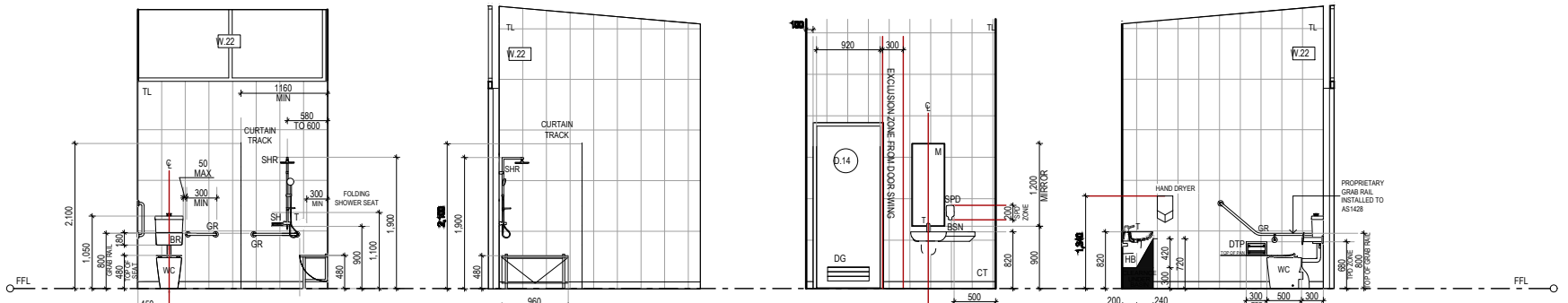
I REV | DATE | COMMENTS
 I BRN | CHD | WRD |
 I BRN | CHD | WRD |
 I BRN | CHD | WRD |
 I BRN | CHD | WRD |



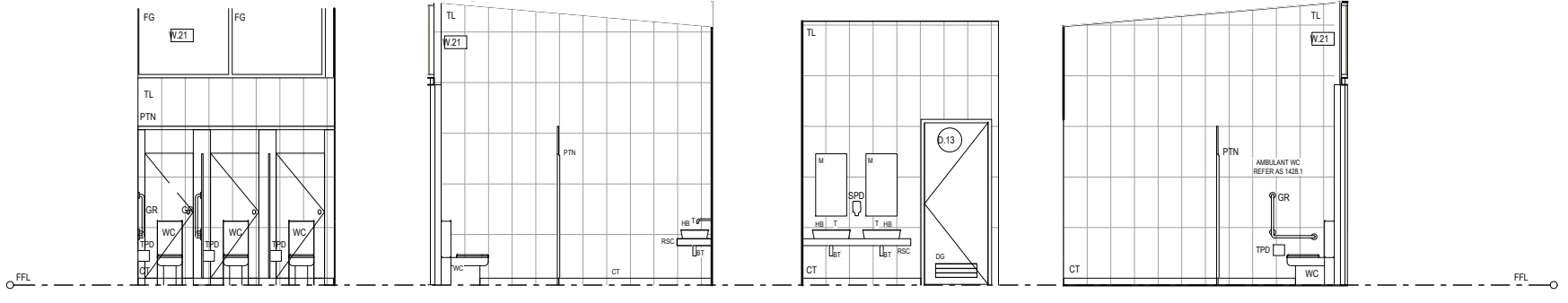
13 LDry 1:50 14 LDry 1:50



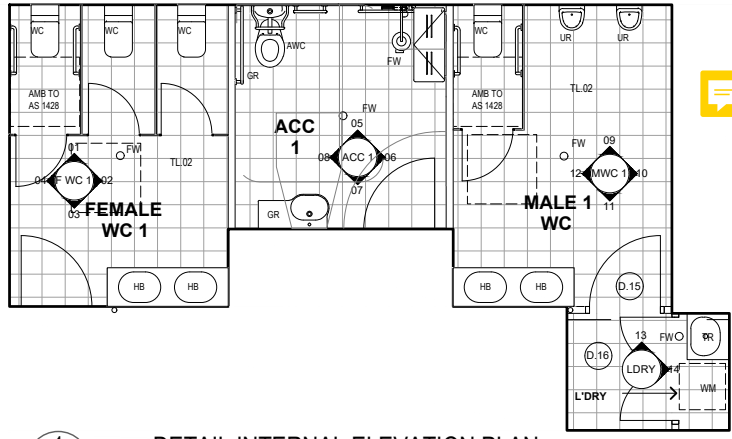
09 MWC 1 1:50 10 MWC 1 1:50 11 MWC 1 1:50 12 MWC 1 1:50



05 ACC 1 1:50 06 ACC 1 1:50 07 ACC 1 1:50 08 ACC 1 1:50



01 FEMALE WC 1 1:50 02 FEMALE WC 1 1:50 03 FEMALE WC 1 1:50 04 FEMALE WC 1 1:50



1 - 1:50 DETAIL INTERNAL ELEVATION PLAN

I REV | DATE | COMMENTS
 I BRN | CHD | WRD |
 I BRN | CHD | WRD |
 I BRN | CHD | WRD |

PROJECT: MUDGEES GARDENS COMMUNITY CENTRE No. 2

CLIENT: MUDGEES GARDENS

SITE: Lot 1 DP 174385
 Lot 1 DP 1003242
 313 Magpie Lane
 Galambine NSW 2850

DRAWING: INTERNAL ELEVATION SHEET 1

WORK IN FIGURED DIMENSIONS IN PREFERENCE TO SCALE. CHECK DIMENSIONS AND LEVELS ON SITE PRIOR TO THE ORDERING OF MATERIALS OR THE COMPLETION OF WORKSHOP DRAWINGS. IF IN DOUBT ASK. REPORT ALL ERRORS AND OMISSIONS.

FILENAME: 12501-CC Community Centre 220328.pln

DRAWN: JY DATE: 28/11/2023 SCALES: 1:50@A1

PROJECT No: 1001 PHASE: WD DRAWING No: D801 REV: D

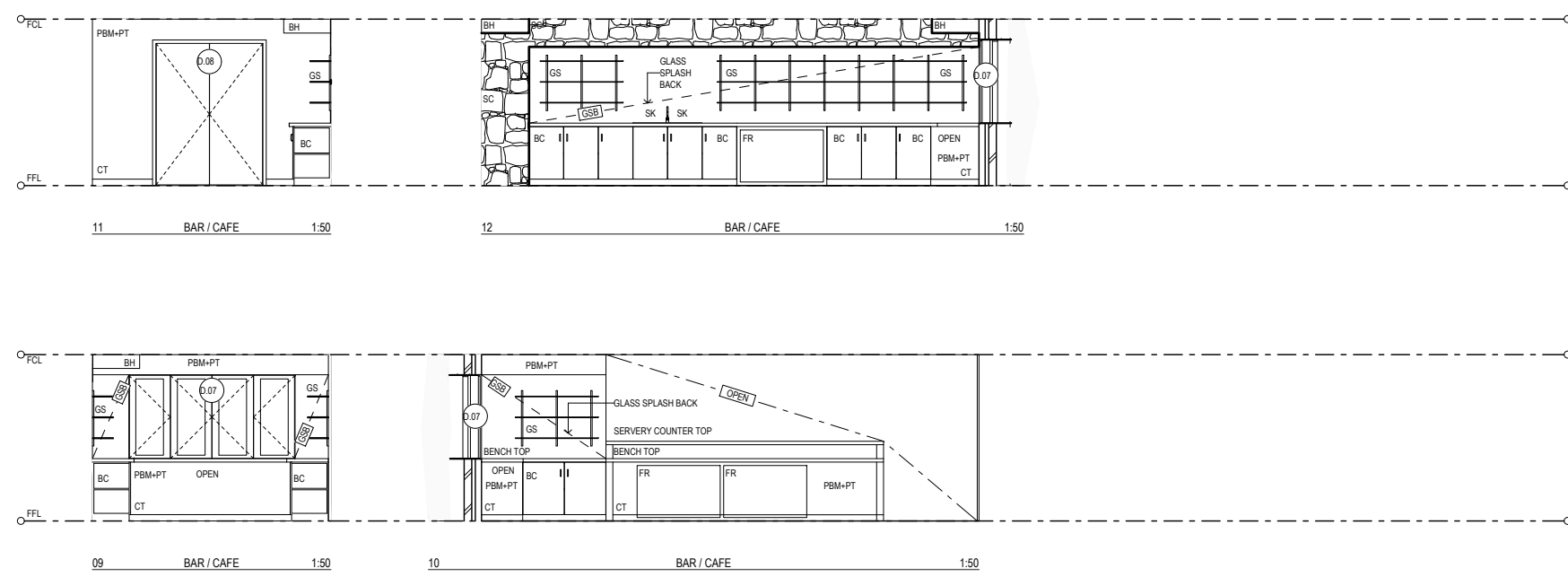
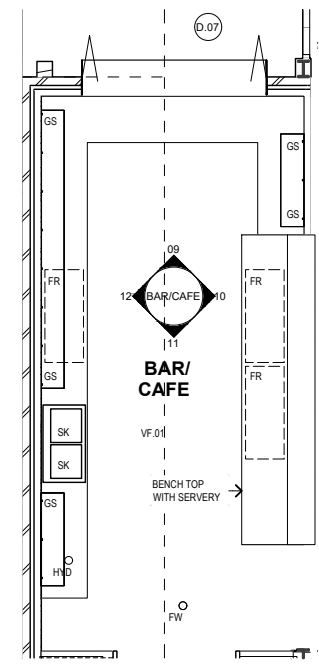
ABBREVIATIONS

ACC	ACCESSIBLE CINEMA (ALLOCATED SPACE)
AL	ALUMINIUM LOUVRE (FIXED)
B	BALUSTRADE
BC	BENCH CUPBOARD
BF-G	BIFOLD GLASS
BG	BOK GUTTER
BH	BULKHEAD
BT	BIB TAP
COL	COLUMN
CONC	CONCRETE
CR	CEMENT RENDER
CPT.01	CARPET AS SCHEDULED
CPT.02	CARPET AS SCHEDULED
CT	CERAMIC TILE
DL	DOWN LIGHT
DP	DOWN PIPE ALSO REFER TO HYDRAULIC DOCUMENTATION
HD-G	HINGE DOOR GLASS
HP	HIGH POINT
EG	EAVES GUTTER
EPOXY	POLYURETHANE FLOORING AS SCHEDULED
FAN.01	CEILING FAN AS SCHEDULED
FAN.02	CEILING FAN AS SCHEDULED
FC	FIBRE CEMENT SHEETING
FFL	FINISHED FLOOR LEVEL
FG	FIXED GLASS
FR	FRIDGE (UNDER BENCH)
FW	FLOOR WASTE
GS	GLASS SHELVING
GSB	GLASS SPLASH BACK
GW	GLASS WINDOW
HB	HAND BASIN
HD	HINGE DOOR
HD-G	HINGE DOOR GLASS
HP	HIGH POINT
HR	HANDRAIL
K	KICK
KKZ	GLASS LOUVRE WINDOW
LF	LOUVRE (GLASS) FIXED
MRS	METAL ROOF SHEETING
MSSB	MECHANICAL SERVICES SWITCHBOARD (REFER MECH ENGS DOCS)
OF-OP	OVERFLOW DOWNPIPE
FB	FLASTERBOARD
PBM	MOISTURE RESISTANT PLASTERBOARD
PF	POOL FENCE
PL	PENDANT LIGHT
RL	PAINT FINISH AS SCHEDULED
RL	REDUCED LEVEL
RW	ROOF VENTILATOR (REFER TO MECH ENGS DOCS)
RWH	RAIN WATER HEAD
SA	SUPPLY AIR ALSO REFER TO MECH. DOCUMENTATION
SHR	SHOWER
SL	SLIDING
ST	STORAGE
SC	STONE CLADDING AS SCHEDULED
SCR	SCREEN
SK	SINK
SPR	SPREADER
T	TAPWARE
TC	TIMBER CLADDING
TD	TUNDISH (REFER HYD / MECH ENGS DOCS)
TG	TACTILE GROUND (SURFACE) INDICATORS
TL.01	TILE AS SCHEDULED
TL.02	TILE AS SCHEDULED
TL.03	TILE AS SCHEDULED
TP	TIMBER POST
TRD	TOILET ROLL DISPENSER
TS	TIMBER SOFFIT
TR	TROUGH (LAUNDRY)
UR	URINAL
VF	VINYL FLOORING AS SCHEDULED
VI	VISUAL INDICATOR
WL.01	WALL LIGHT AS SCHEDULED
WL.02	WALL LIGHT AS SCHEDULED
WM	WASHING MACHINE
WC	WATER CLOSET

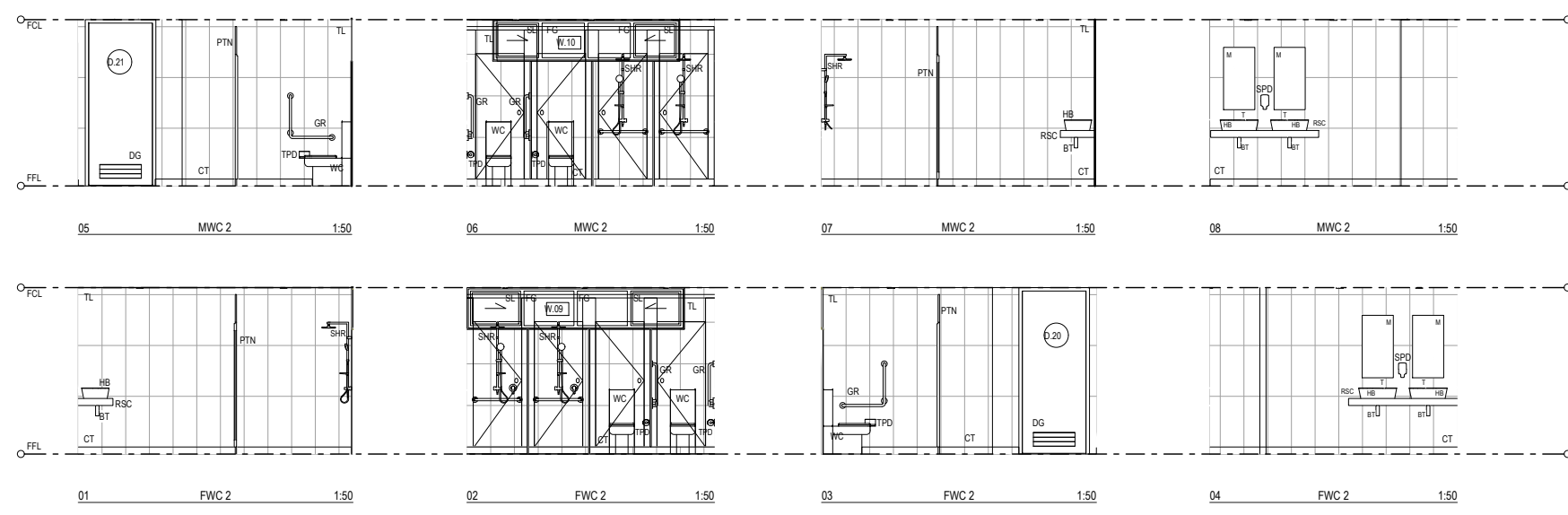
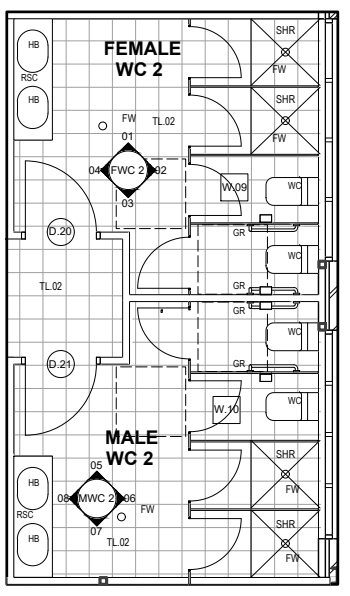
INTERNAL ELEVATION SPECIFIC ABBREVIATIONS

BR	BACKREST TO AS 1428
BS	BENCH SEAT
BSN	BASIN (WITH SHELF)
BT	BOTTLE TRAP
C	CURTAIN
CH	CLOTHES HOOK
CR	CURTAIN RAIL
CT	COVE TILE
DG	DOOR GRILLE REFER MECH
FS	FOLDING SEAT
GR	GRAB RAIL
HB	HAND BASIN
HND	HAND DRYER
KP	KICK PANEL
M	MIRROR
PTD	PAPER TOWEL DISPENSER
PTN	PARTITION (TOILET CUBICLE)
RSC	RECONSTITUTED STONE COUNTER
SH	SHOWER HEAD
SPD	SOAP DISPENSER
ST	SOAP TRAY
T	TAP
TPD	TOILET PAPER DISPENSER

CAM ENGINEERING AND CONSTRUCTION
 ACN 002 912 843 | ABN 82 644 848 849
 Northmead Address - NSW Architects Registration No. 383
 383 Freemans Drive Cooranbong NSW 2265
 COMPLETION OF THE QUALITY ASSURANCE CHECKS IS VERIFICATION THAT THE DOCUMENT CONFORMS WITH THE REQUIREMENTS OF THE QUALITY PROJECT PLAN. WHERE THE QUALITY ASSURANCE CHECK IS INCOMPLETE THIS DOCUMENT IS PRELIMINARY FOR INFORMATION PURPOSES ONLY. OR SUCH PURPOSES AS STATED IN THE REVISION COLUMN.
 THE IDEAS, INFORMATION AND CONCEPTS CONTAINED IN THIS DOCUMENT ARE THE PROPERTY OF C.E. ARCHITECTURE. PHOTOCOPYING OR REPRODUCING THIS DOCUMENT AND PASSING IT ON TO OTHERS WITHOUT THE EXPRESS PERMISSION OF CAM ENGINEERING IS AN INFRINGEMENT OF COPYRIGHT. ©



2 - 1:50
 DETAIL INTERNAL ELEVATION PLAN



1 - 1:50
 DETAIL INTERNAL ELEVATION PLAN

PROJECT: MUDGEES GARDENS COMMUNITY CENTRE No. 2
 CLIENT: MUDGEES GARDENS
 SITE: Lot 1 DP 174385
 Lo 1 DP 1003242
 313 Magpie Lane
 Galambine NSW 2850
 DRAWING: INTERNAL ELEVATION SHEET 2

WORK IN FIGURED DIMENSIONS IN PREFERENCE TO SCALE. CHECK DIMENSIONS AND LEVELS ON SITE PRIOR TO THE ORDERING OF MATERIALS OR THE COMPLETION OF WORKSHOP DRAWINGS. IF IN DOUBT ASK. REPORT ALL ERRORS AND OMISSIONS.
 FILENAME: 12501-CC Community Centre 220328.pln
 DRAWN: **JY** DATE: **28/11/2023** SCALE: **1:50@A1**
 PROJECT No: **1001** PHASE: **WD** DRAWING No: **D802** REV: **D**

REVISIONS
 I REV | DATE | COMMENTS
 D 28/11/2023 DA SUBMISSION


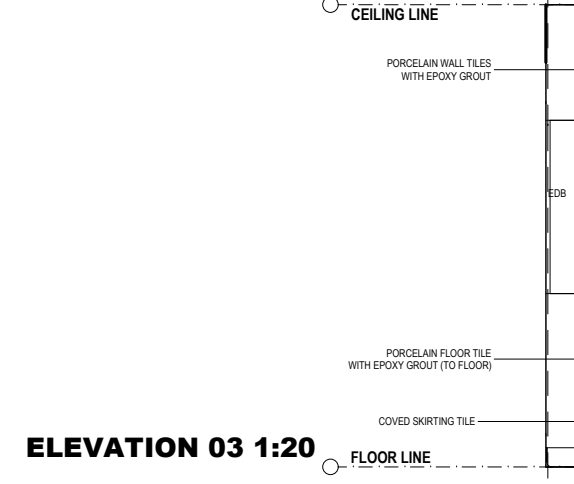

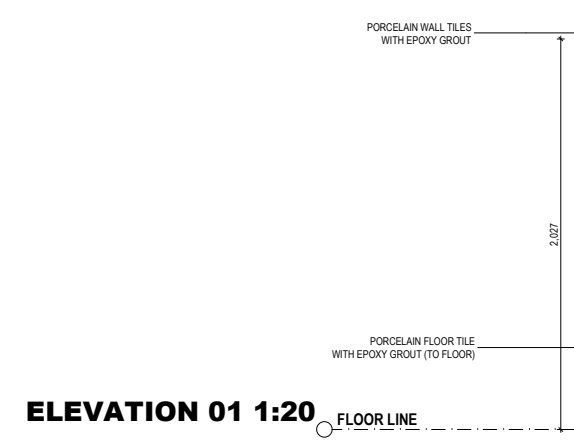
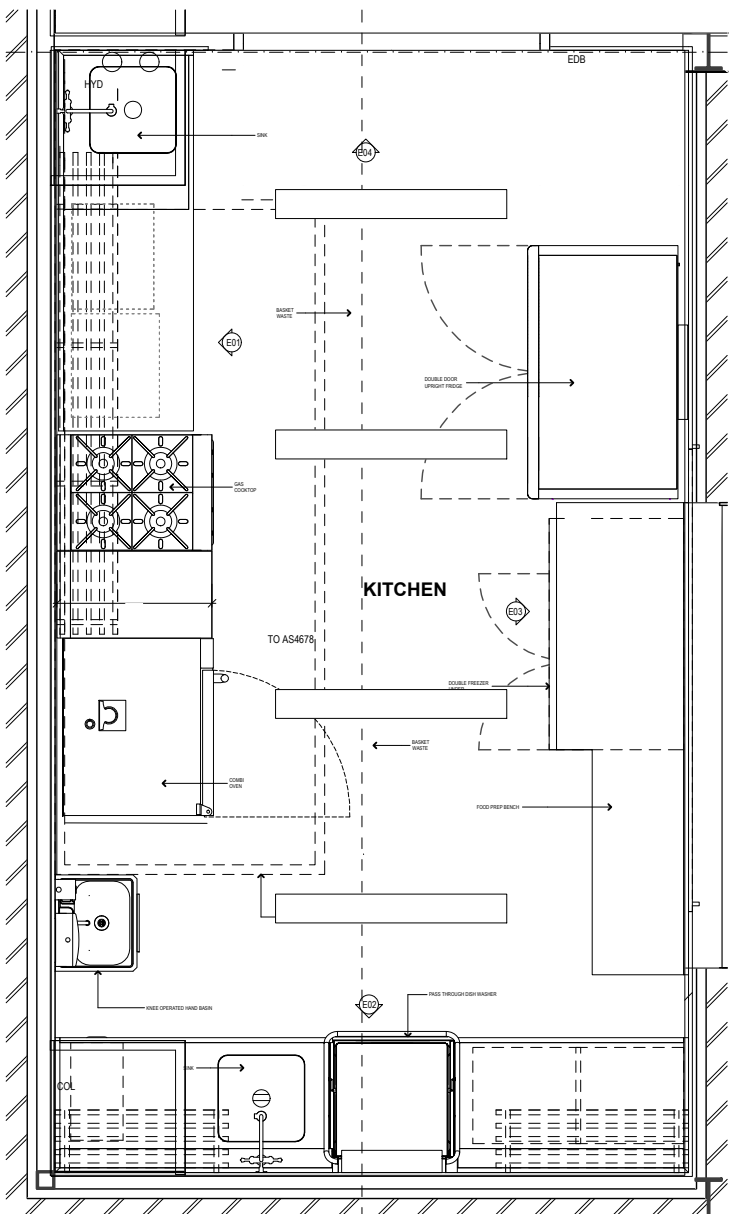
I DRN | CHD | WFD |
 NZ BC

ABBREVIATIONS

ACC	ACCESSIBLE CINEMA (ALLOCATED SPACE)	EF	EXHAUST FAN ALSO REFER TO MECH. DOCUMENTATION
AL	ALUMINIUM LOUVRE (FIXED)	EG	EYES GUTTER
B	BALUSTRADE	EPOXY	POLYURETHANE FLOORING AS SCHEDULED
BC	BENCH CUPBOARD	FAN/01	CEILING FAN AS SCHEDULED
BF-G	BI-FOLD GLASS	FAN/02	CEILING FAN AS SCHEDULED
BG	BOX GUTTER	FC	FIBRE CEMENT SHEETING
BH	BULKHEAD	FFL	FINISHED FLOOR LEVEL
BT	BIB TAP	FG	FRIGID GLASS
BT	BIB TAP	FR	FRIDGE (UNDER BENCH)
COL	COLUMN	FW	FLOOR WASTE
CONC	CONCRETE	GS	GLASS SHELVING
CR	CEMENT RENDER	GSB	GLASS SPLASH BACK
CPT.01	CARPET AS SCHEDULED	GW	GLASS WINDOW
CPT.02	CARPET AS SCHEDULED	HW	HAND WASIN
CT	CERAMIC TILE	HD	HINGE DOOR
DL	DOWN LIGHT	HD-G	HINGE DOOR GLASS
DP	DOWN PIPE ALSO REFER TO HYDRAULIC DOCUMENTATION	HP	HIGH POINT
EDB	ELECTRICAL DISTRIBUTION BOARD (REFER TO ELEC PLAN DOC)	HR	HANDRAIL

HR	HANDRAIL	SL	SLIDING DOOR-GLASS
K	KICK	ST	STORAGE
LVR	LOUVRE (GLASS) FIXED	SC	STONE CLADDING AS SCHEDULED
LF	LOUVRE (GLASS) FIXED	SCR	SCREEN
MRS	METAL ROOF SHEETING	SMK	SMOK
MSSB	MECHANICAL SERVICES SWITCHBOARD (REFER MECH ENGS DOCS)	SPR	SPRAYER
OP-DP	OVERFLOW DOWNPIPE	T	TAPWARE
PB	PLASTERBOARD	TC	TIMBER CLADDING
PBM	PLASTERBOARD	TD	TUNDISH (REFER HYD / MECH ENGS DOCS)
PF	POOL FENCE	TGI	TACTILE GROUND (SURFACE) INDICATORS
PL	PENDANT LIGHT	TL.01	TILE AS SCHEDULED
PT	PAINT FINISH AS SCHEDULED	TL.02	TILE AS SCHEDULED
RL	REDUCED LEVEL	TL.03	TILE AS SCHEDULED
RV	ROOF VENTILATOR (REFER TO MECH ENGS DOCS)	TP	TIMBER POST
RWH	RAIN WATER HEAD	TRD	TOILET ROLL DISPENSER
SA	SUPPLY AIR ALSO REFER TO MECH. DOCUMENTATION	TS	TIMBER SCOFFIT
SHR	SHOWER	TR	TROUGH (LAUNDRY)

TR	TROUGH (LAUNDRY)	UR	URINAL
VF	VINYL FLOORING AS SCHEDULED	VI	VISUAL INDICATOR
WL.01	WALL LIGHT AS SCHEDULED	WL.02	WALL LIGHT AS SCHEDULED
WM	WASHING MACHINE	WC	WATER CLOSET



FLOOR PLAN 1:20

FLOOR TILES TO ACHIEVE P5 SLIP RATING.
WALL FINISHES:
- STAINLESS STEEL WALL PANNELLING
- PORCELAIN WALL TILES WITH EPOXY GROUT
FLOOR FINISHES:
- PORCELAIN FLOOR TILE WITH EPOXY GROUT.
ALL FINISHES AND WALL CONSTRUCTION TO COMPLY WITH AS4674

CAM ENGINEERING AND CONSTRUCTION
 ACN 102 912 813 | ABN 82 644 649 849
 Notified Architect
 NSW Architects Registration No.
 383 Freemans Drive Coorabong NSW 2265

COMPLETION OF THE QUALITY ASSURANCE CHECKS IS VERIFICATION THAT THE DOCUMENT CONFORMS WITH THE REQUIREMENTS OF THE QUALITY PROJECT PLAN. WHERE THE QUALITY ASSURANCE CHECK IS INCOMPLETE THIS DOCUMENT IS PRELIMINARY FOR INFORMATION PURPOSES ONLY, OR SUCH PURPOSES AS STATED IN THE REVISION COLUMN.

THE IDEAS, INFORMATION AND CONCEPTS CONTAINED IN THIS DOCUMENT ARE THE PROPERTY OF EJC ARCHITECTURE. PHOTOCOPYING OR REPRODUCING THIS DOCUMENT AND PASSING IT ON TO OTHERS WITHOUT THE EXPRESS PERMISSION OF CAM ENGINEERING IS AN INFRINGEMENT OF COPYRIGHT. ©

COMMENTS
 DATE
 REV

PROJECT: MUDGE GARDENS COMMUNITY CENTRE No. 2

CLIENT: MUDGE GARDENS

SITE: Lot 1 DP 174385
 Lot 1 DP 1003242
 313 Magpie Lane
 Galambine NSW 2850

DRAWING: INTERNAL ELEVATION SHEET 3

WORK IN FIGURED DIMENSIONS IN PREFERENCE TO SCALE. CHECK DIMENSIONS AND LEVELS ON SITE PRIOR TO THE ORDERING OF MATERIALS OR THE COMPLETION OF WORKSHOP DRAWINGS. IF IN DOUBT ASK. REPORT ALL ERRORS AND OMISSIONS.

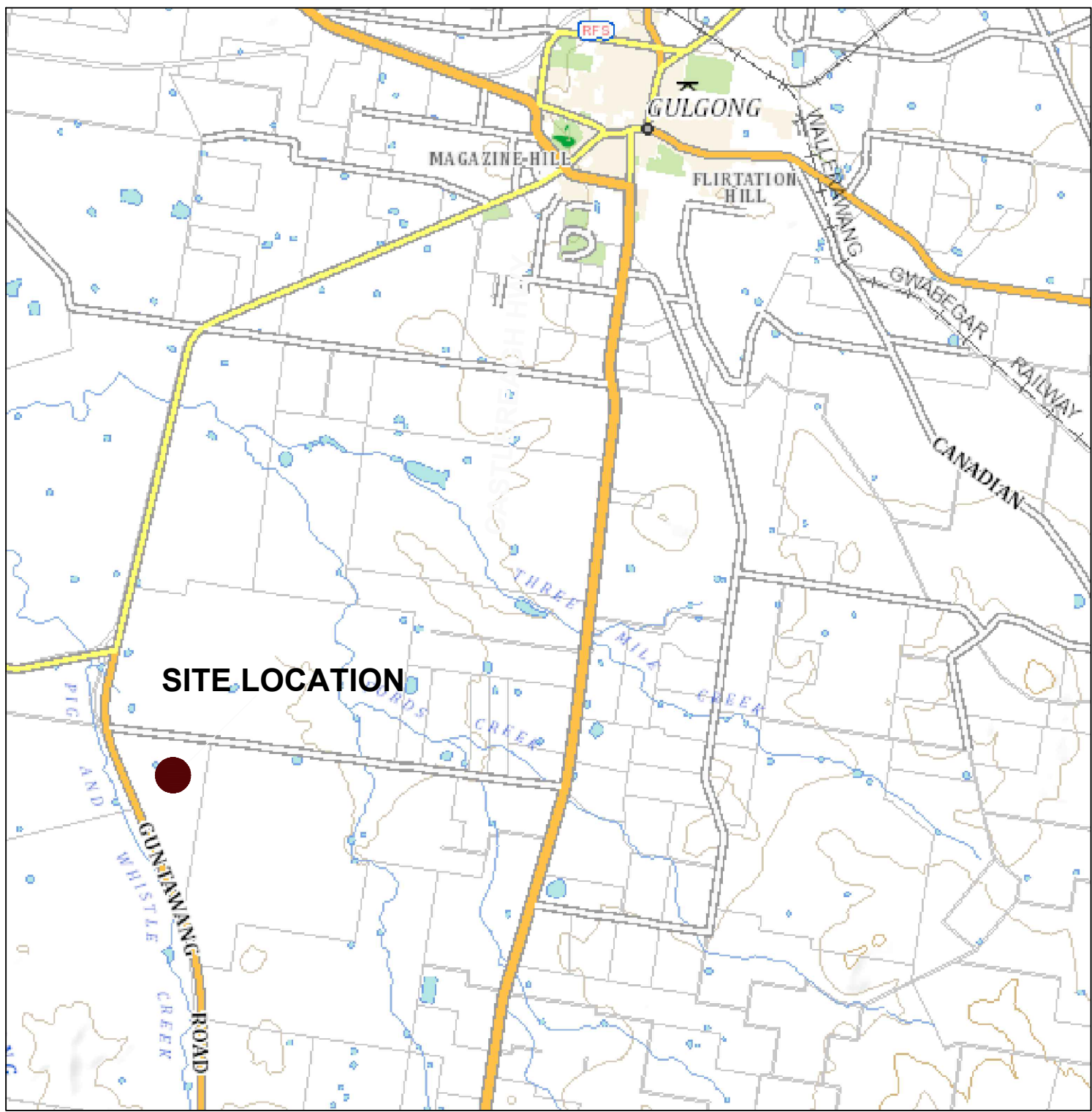
FILENAME: 12501-CC Community Centre 220328.pln

DRAWN: DATE: SCALES:

JY 28/11/2023

PROJECT No: PHASE: DRAWING No: REV:

1001 WD D803 D



313 MAGPIE LANE, GALAMBINE NSW 2850

MUDGEES GARDENS OFFICE AND ACTIVITIES BUILDING

ARCHITECTURAL DRAWING SCHEDULE

B000	COVER SHEET
B001	SITE PLAN
B101	BASEMENT FLOOR PLAN
B102	GROUND FLOOR PLAN
B103	ROOF PLAN
B501	NORTH, EAST, SOUTH & WEST ELEVATIONS
B502	SECTION A-A, B-B, C-C & D-D
B801	INTERNAL ELEVATIONS SHEET 01
B802	INTERNAL ELEVATIONS SHEET 02
B803	INTERNAL ELEVATIONS SHEET 03

DA SUBMISSION
NOT FOR CONSTRUCTION

REV E

CAM ENGINEERING AND CONSTRUCTION
 ACN 002 912 843 | ABN 82 644 649 849
 Notified Address:
 NSW Architects Registration No.
 383 Freemans Drive Cootamundra NSW 2265

COMPLETION OF THE QUALITY ASSURANCE CHECKS IS VERIFICATION THAT THE DOCUMENT CONFORMS WITH THE REQUIREMENTS OF THE QUALITY PROJECT PLAN. WHERE THE QUALITY ASSURANCE CHECK IS INCOMPLETE, THIS DOCUMENT IS PRELIMINARY FOR INFORMATION PURPOSES ONLY, OR SUCH PURPOSES AS STATED IN THE REVISION COLUMN.

THE IDEAS, INFORMATION AND CONCEPTS CONTAINED IN THIS DOCUMENT ARE THE PROPERTY OF E.E ARCHITECTURE. PHOTOCOPYING OR REPRODUCING THIS DOCUMENT AND PASSING IT ON TO OTHERS WITHOUT THE EXPRESS PERMISSION OF E.E ARCHITECTURE IS AN INFRINGEMENT OF COPYRIGHT. ©



ABBREVIATIONS

ACC	ACCESSIBLE CINEMA (ALLOCATED SPACE)	HR	HANDRAIL	SL	SLIDING DOOR-GLASS	TR	TROUGH (LAUNDRY)
AL	ALUMINIUM LOUVRE (FIXED)	K	KICK	ST	STORAGE	UR	URINAL
B	BALUSTRADE	LVR	GLASS LOUVRE WINDOW	SC	STONE CLADDING AS SCHEDULED	VF	VINYL FLOORING AS SCHEDULED
BC	BENCH CUPBOARD	LF	LOUVRE (GLASS) FIXED	SCR	SCREEN	VI	VISUAL INDICATOR
BF-G	BIFOLD GLASS	FAN 01	CEILING FAN AS SCHEDULED	WLL	WALL LIGHT AS SCHEDULED	WL02	WALL LIGHT AS SCHEDULED
BG	BOX CUTTER	FAN 02	CEILING FAN AS SCHEDULED	WM	WASHING MACHINE	WC	WATER CLOSET
BH	BULKHEAD	FC	FIBRE CONCRETE SHEETING	SPR	SPREADER		
COL	COLUMN	FLL	FINISHED FLOOR LEVEL	T	TAPWARE		
BT	BIB TAP	FG	FIXED GLASS	TC	TIMBER CLADDING		
CONC	CONCRETE	FR	FRIEDGE (UNDER BENCH)	TD	TUNISH (REFER HYD / MECH ENG DOCS)		
CR	CEMENT RENDER	FRG	FRIEDGE (UNDER BENCH)	TG1	TACTILE GROUND (SURFACE) INDICATORS		
CPT 01	CARPET AS SCHEDULED	FW	FLOOR WASTE	TL01	TILE AS SCHEDULED		
CPT 02	CARPET AS SCHEDULED	GS	GLASS SHELVING	TL02	TILE AS SCHEDULED		
CT	CERAMIC TILE	GSB	GLASS SPLASH BACK	TL03	TILE AS SCHEDULED		
DL	DOWN LIGHT	GW	GLASS WINDOW	TP	TIMBER POST		
DP	DOWN PIPE ALSO REFER TO HYDRAULIC DOCUMENTATION	HB	HAND BASIN	TRD	TOILET ROLL DISPENSER		
EDB	ELECTRICAL DISTRIBUTION BOARD (REFER ELECTRICAL DOCS)	HD	HINGE DOOR	TS	TIMBER SOFFIT		
		HD-G	HINGE DOOR GLASS				
		HP	HIGH POINT				
		SHR	SHOWER				

CAM ENGINEERING AND CONSTRUCTION
 ACN 002 912 843 | ABN 82 644 649 849
 Nominated Architect
 NSW Architects Registration No.
 383 Freemans Drive Coorabong NSW 2265

COMPLETION OF THE QUALITY ASSURANCE CHECKS IS VERIFICATION THAT THE DOCUMENT CONFORMS WITH THE REQUIREMENTS OF THE QUALITY PROJECT PLAN. WHERE THE QUALITY ASSURANCE CHECK IS INCOMPLETE THIS DOCUMENT IS PRELIMINARY FOR INFORMATION PURPOSES ONLY. OR SUCH PURPOSES AS STATED IN THE REVISION COLUMN.

THE IDEAS, INFORMATION AND CONCEPTS CONTAINED IN THIS DOCUMENT ARE THE PROPERTY OF E&E ARCHITECTURE. PHOTOCOPYING OR REPRODUCING THIS DOCUMENT AND PASSING IT ON TO OTHERS WITHOUT THE EXPRESS PERMISSION OF CAM ENGINEERING IS AN INFRINGEMENT OF COPYRIGHT. ©

DA SUBMISSION



REV | DATE | COMMENTS

1 | 28/11/2023 |

2 |

3 |

4 |

5 |

6 |

7 |

8 |

9 |

10 |

11 |

12 |

13 |

14 |

15 |

16 |

17 |

18 |

19 |

20 |

21 |

22 |

23 |

24 |

25 |

26 |

27 |

28 |

29 |

30 |

31 |

32 |

33 |

34 |

35 |

36 |

37 |

38 |

39 |

40 |

41 |

42 |

43 |

44 |

45 |

46 |

47 |

48 |

49 |

50 |

51 |

52 |

53 |

54 |

55 |

56 |

57 |

58 |

59 |

60 |

61 |

62 |

63 |

64 |

65 |

66 |

67 |

68 |

69 |

70 |

71 |

72 |

73 |

74 |

75 |

76 |

77 |

78 |

79 |

80 |

81 |

82 |

83 |

84 |

85 |

86 |

87 |

88 |

89 |

90 |

91 |

92 |

93 |

94 |

95 |

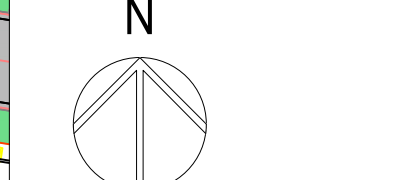
96 |

97 |

98 |

99 |

100 |



PROJECT: MUDGE GARDENS OFFICE AND ACTIVITIES BUILDING

CLIENT: MUDGE GARDENS

SITE: Lot 1 DP 174385
 Lot 1 DP 1003242
 313 Magpie Lane
 Galambine NSW 2850

DRAWING: SITE PLAN

WORK IN FIGURED DIMENSIONS IN PREFERENCE TO SCALE. CHECK DIMENSIONS AND LEVELS ON SITE PRIOR TO THE ORDERING OF MATERIALS OR THE COMPLETION OF WORKSHOP DRAWINGS IF IN DOUBT ASK. REPORT ALL ERRORS AND OMISSIONS.

FILENAME: 12501-CC Community Centre 220328.rvt

DRAWN: DATE: SCALES:

JY 28/11/2023

PROJECT No: PHASE: DRAWING: REV:

1001 **WD** C001 D

ABBREVIATIONS

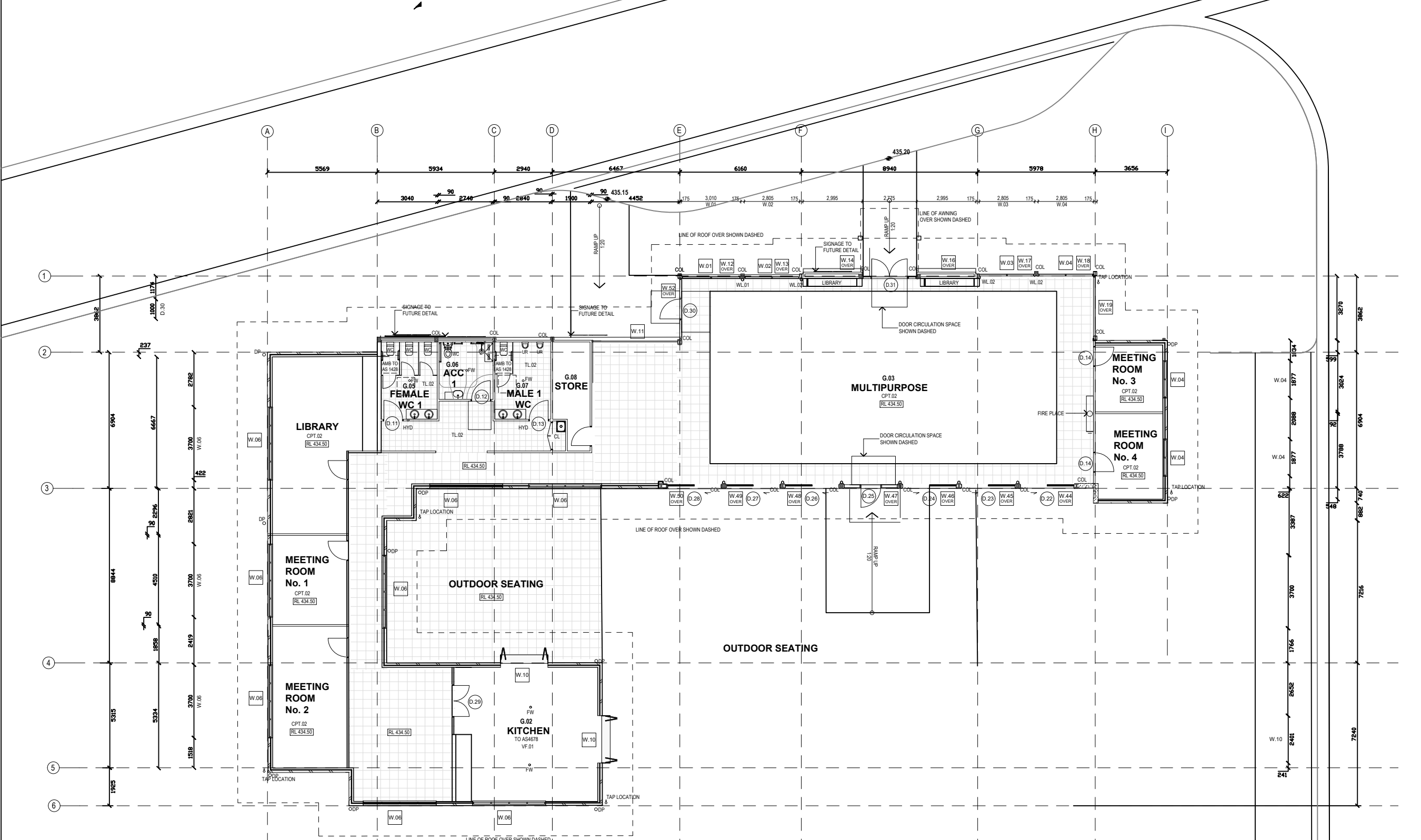
- | | | |
|--|---|---------------------------------|
| AL ALUMINUM LOUVER (FIXED) | FLL FINISHED FLOOR LEVEL | SD-G SLIDING DOOR - GLASS |
| BF-G BIFOLD GLASS | FG FIXED GLASS | ST STORAGE |
| BH BULKHEAD | FW FLOOR WASTE | STC STONE CLADDING AS SCHEDULED |
| COL COLUMN | GW GLASS WINDOW | T TAPWARE |
| CONC CONCRETE | HB HAND BASIN | TC TIMBER CLADDING |
| CR CEMENT RENDER | HD HINGE DOOR | TL.01 TILE AS SCHEDULED |
| CPT.01 CARPET AS SCHEDULED | HDG HINGE DOOR GLASS | TL.02 TILE AS SCHEDULED |
| CPT.02 CARPET AS SCHEDULED | K KICK | TL.03 TILE AS SCHEDULED |
| CT CERAMIC TILE | LVR GLASS LOUVER WINDOW | TP TIMBER POST |
| DL DOWN LIGHT | MRS METAL ROOF SHEETING | TRD TOILET ROLL DISPENSER |
| DP DOWN PIPE ALSO REFER TO HYDRAULIC DOCUMENTATION | OF-DF OVERFLOW DOWNPIPE | TS TIMBER SOFFIT |
| EF EXHAUST FAN ALSO REFER TO MECH. DOCUMENTATION | PB PLASTERBOARD | UR URINAL |
| EG EAVES GUTTER | PL PENDANT LIGHT | VF VINYL FLOORING AS SCHEDULED |
| EPOXY POLYURETHANE FLOORING AS SCHEDULED | PT PAINT FINISH AS SCHEDULED | WL.01 WALL LIGHT AS SCHEDULED |
| FAN.01 FAN AS SCHEDULED | RL REDUCED LEVEL | WL.02 WALL LIGHT AS SCHEDULED |
| FAN.02 FAN AS SCHEDULED | SA SUPPLY AIR ALSO REFER TO MECH. DOCUMENTATION | WC WATER CLOSET |
| FC FIBRE CEMENT SHEETING | SWR SKYRIVER | |

- | |
|---|
| W.05 WINDOW MARKER
eg. WINDOW / WINDOW N° 05 |
| D.05 DOOR MARKER
eg. DOOR / DOOR N° 05 |
| PE CEILING MATERIAL
eg. CEILING HEIGHT ABOVE FLOOR LEVEL |
| 90mm STUD WALLS |
| 200mm CONCRETE WALLS |
| 200 CONCRETE, 100 AIR SPACE, 90 STUD WALL |


CAM ENGINEERING & CONSTRUCTION
 10/12/2019 10:21 AM 53 611 016 570
 20/04/2022 10:21 AM 53 611 016 570
 302 Freemans Drive, Cooranbong NSW 2255

COMPLETION OF THE QUALITY ASSURANCE CHECKS IS VERIFICATION THAT THE DOCUMENT CONFORMS WITH THE REQUIREMENTS OF THE QUALITY PROJECT PLAN. WHERE THE QUALITY ASSURANCE CHECK IS INCOMPLETE THE DOCUMENT IS PRELIMINARY FOR INFORMATION PURPOSES ONLY. OR SUCH PURPOSES AS STATED IN THE REVISIONS BELOW.

THE IDEAS, INFORMATION AND CONCEPTS CONTAINED IN THIS DOCUMENT ARE THE PROPERTY OF CAM ENGINEERING & CONSTRUCTION. PHOTO COPYING OR REPRODUCING THIS DOCUMENT AND PASSING IT ON TO OTHERS WITHOUT THE EXPRESS PERMISSION OF CAM ENGINEERING & CONSTRUCTION IS AN INFRINGEMENT OF COPYRIGHT. ©



PROJECT: MUDGE GARDENS OFFICE AND ACTIVITIES BUILDING
 CLIENT: CRAIG BATEMAN MUDGE GARDENS
 SITE: Lot 1 DP 174385, Lot 1 DP 1003242, 313 Magpie Lane, Galambine NSW 2850
 DRAWING: GROUND FLOOR PLAN



WORK IN FIGURED DIMENSIONS IN PREFERENCE TO SCALE. CHECK DIMENSIONS AND LEVELS ON SITE PRIOR TO THE ORDERING OF MATERIALS OR THE COMPLETION OF WORKSHOP DRAWINGS. IF IN DOUBT ASK REPORT ALL ERRORS AND OMISSIONS.

DRAWN: JM DATE: 20/04/2022 SCALES:
 PROJECT No: 1001 PHASE: WD DRAWING No: C101 REV: D

COMPLETION OF THE QUALITY ASSURANCE CHECKS IS VERIFICATION THAT THE DOCUMENT CONFORMS WITH THE REQUIREMENTS OF THE QUALITY PROJECT PLAN. WHERE THE QUALITY ASSURANCE CHECK IS INCOMPLETE THE DOCUMENT IS PRELIMINARY FOR INFORMATION PURPOSES ONLY, OR SUCH PURPOSES AS STATED IN THE REVISIONS COLUMN.

THE IDEAS, INFORMATION AND CONCEPTS CONTAINED IN THIS DOCUMENT ARE THE PROPERTY OF CAM ENGINEERING AND CONSTRUCTION. PHOTO COPYING OR REPRODUCING THIS DOCUMENT AND PASSING IT ON TO OTHERS WITHOUT THE EXPRESS PERMISSION OF CAM ENGINEERING IS AN INFRINGEMENT OF COPYRIGHT. ©

DATE: 30/10/2019
 ISSUE: CONSULTANT ISSUE
 DATE: 28/11/2019
 ISSUE: CONSULTANT ISSUE
 DATE: 20/04/2022
 ISSUE: CONSULTANT ISSUE

CoorabongGardensLogo-DnWhite 29677B44.jpg

PROJECT: MUDGE GARDENS No. 1 COMMUNITY CENTRE

CLIENT: MUDGE GARDENS

SITE: Lot 1 DP 174385
 Lot 1 DP 1003242
 313 Magpie Lane
 Galambine NSW 2850

DRAWING: NORTH, EAST, SOUTH & WEST ELEVATIONS

WORK IN FIGURED DIMENSIONS IN PREFERENCE TO SCALE. CHECK DIMENSIONS AND LEVELS ON SITE PRIOR TO THE ORDERING OF MATERIALS OR THE COMPLETION OF WORKSHOP DRAWINGS. IF IN DOUBT ASK, REPORT ALL ERRORS AND OMISSIONS.

FILENAME: 12501-CC Community Centre 220328.pia
 DATE: _____
 SCALE: _____

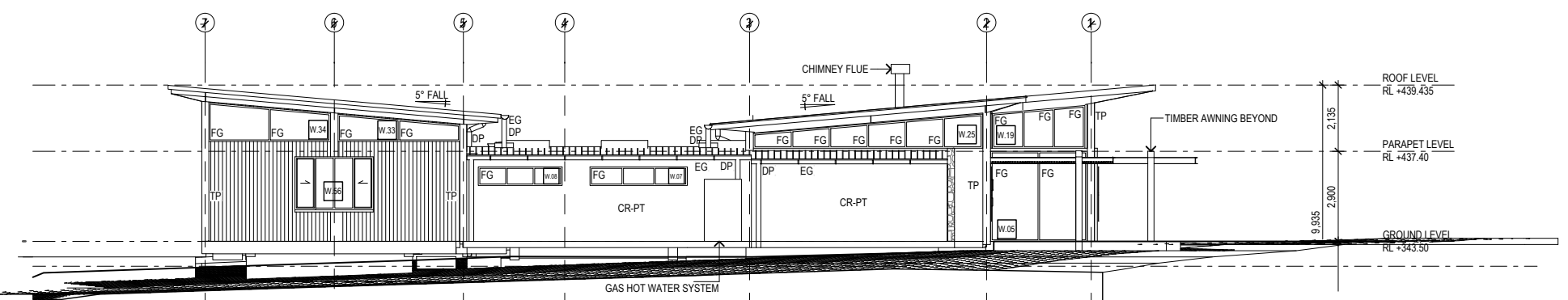
JY 28/11/2023 1:100@A1

PROJECT No: 1001 PHASE: WD DRAWING No: C501 REV: D

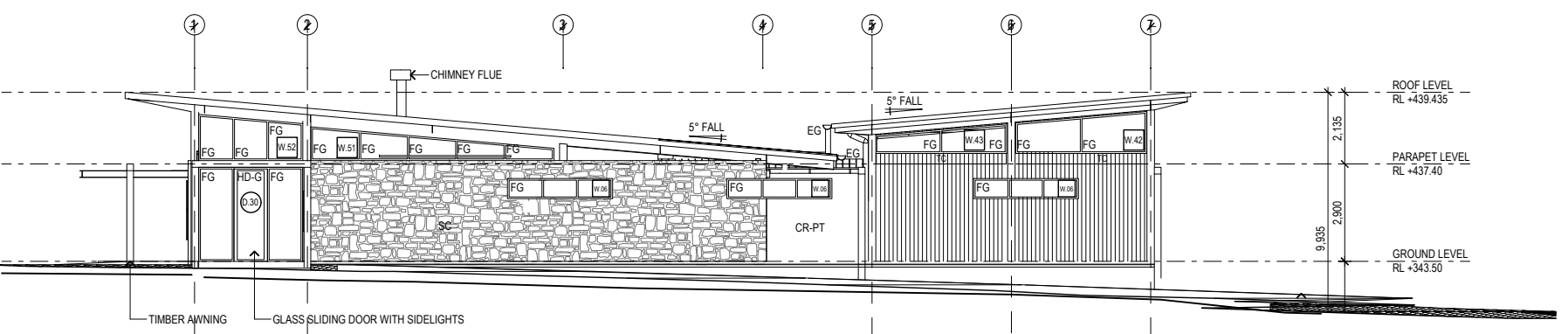
ABBREVIATIONS

- AL ALUMINIUM LOUVRE (FIXED)
- BF-G BRICK GLASS
- BH BULKHEAD
- COL COLUMN
- CONC CONCRETE
- CR CEMENT RENDER
- CPT.01 CARPET AS SCHEDULED
- CPT.02 CERAMIC TILE
- DL DOWN LIGHT
- DP DOWN PIPE ALSO REFER TO HYDRAULIC DOCUMENTATION
- EF EXHAUST FAN ALSO REFER TO MECH. DOCUMENTATION
- EG EAVES GUTTER
- EPK EPOXY
- FAN.01 CEILING FAN AS SCHEDULED
- FAN.02 FIBRE CEMENT SHEETING
- FC FINISHED FLOOR LEVEL
- FG FIXED GLASS
- FW FLOOR WASTE
- GW GLASS WINDOW
- HB HAND BASIN
- HD HINGE DOOR
- HD-G HINGE DOOR GLASS
- K KICK
- LVR GLASS LOUVRE WINDOW
- MRS METAL ROOF SHEETING
- OF-DP OVERFLOW DOWNPIPE
- PS PLASTERBOARD
- PL PENDANT LIGHT
- PT PAINT FINISH AS SCHEDULED
- RL REDUCED LEVEL
- SA SUPPLY AIR ALSO REFER TO MECH. DOCUMENTATION
- SHR SHOWER
- SD-G SLIDING DOOR - GLASS
- ST STORAGE
- SC STONE CLADDING AS SCHEDULED
- T TAPWARE
- TC TIMBER CLADDING
- TL.01 TILE AS SCHEDULED
- TL.02 TILE AS SCHEDULED
- TL.03 TILE AS SCHEDULED
- TP TIMBER POST
- TRD TOILET ROLL DISPENSER
- TS TIMBER SOFFIT
- UR URINAL
- VF VINYL FLOORING AS SCHEDULED
- WL.01 WALL LIGHT AS SCHEDULED
- WL.02 WALL LIGHT AS SCHEDULED
- WC WATER CLOSET

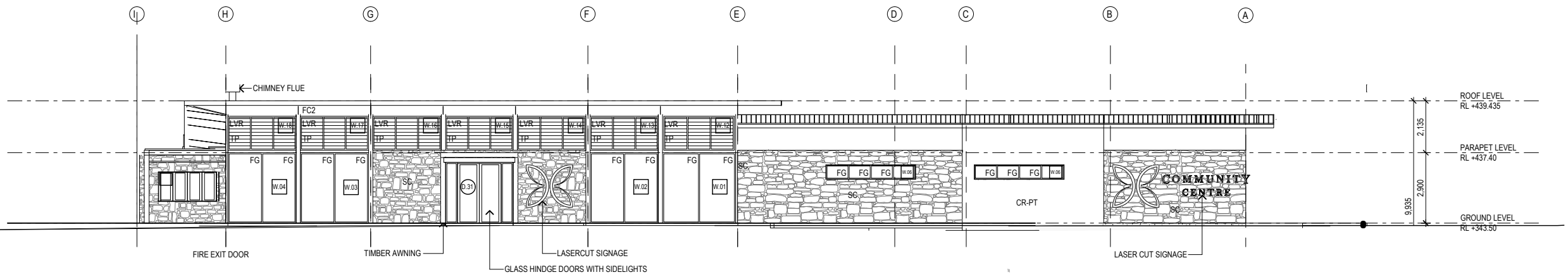
EAST ELEVATION



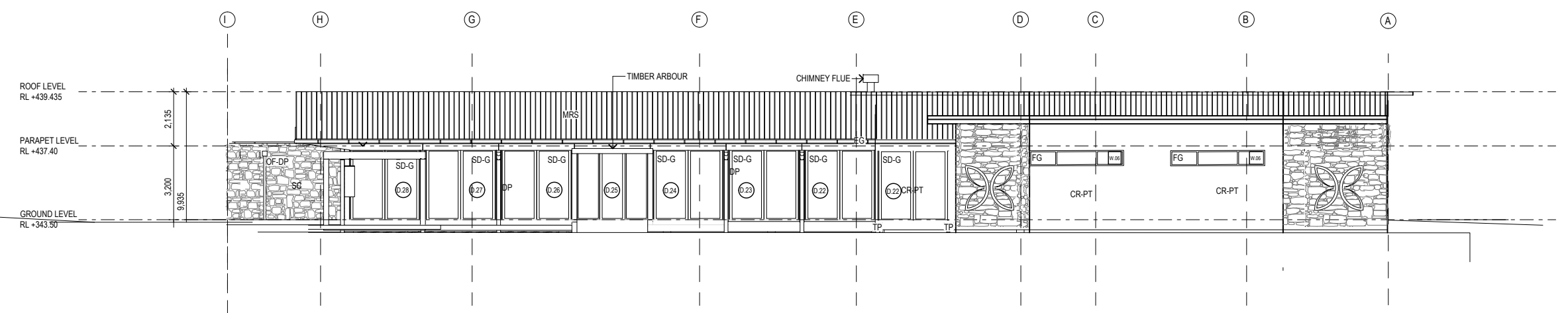
WEST ELEVATION



NORTH ELEVATION



SOUTH ELEVATION



DATE: 30/10/2019
 ISSUE: CONSULTANT ISSUE
 DATE: 26/11/2019
 ISSUE: CONSULTANT ISSUE
 DATE: 20/04/2022
 ISSUE: CONSULTANT ISSUE
 DATE: 28/11/2023
 ISSUE: DA SUBMISSION

CooranbongGardensLogo-DnWhite 29677B44.jpg

PROJECT: MUDGE GARDENS OFFICE AND ACTIVITIES BUILDING

CLIENT: MUDGE GARDENS

SITE: Lot 1 DP 174385
 Lot 1 DP 1003242
 313 Magpie Lane
 Galambine NSW 2850

DRAWING: SECTION A-A, and B-B

WORK IN FIGURED DIMENSIONS IN PREFERENCE TO SCALE. CHECK DIMENSIONS AND LEVELS ON SITE PRIOR TO THE ORDERING OF MATERIALS OR THE COMPLETION OF WORKSHOP DRAWINGS. IF IN DOUBT ASK. REPORT ALL ERRORS AND OMISSIONS.

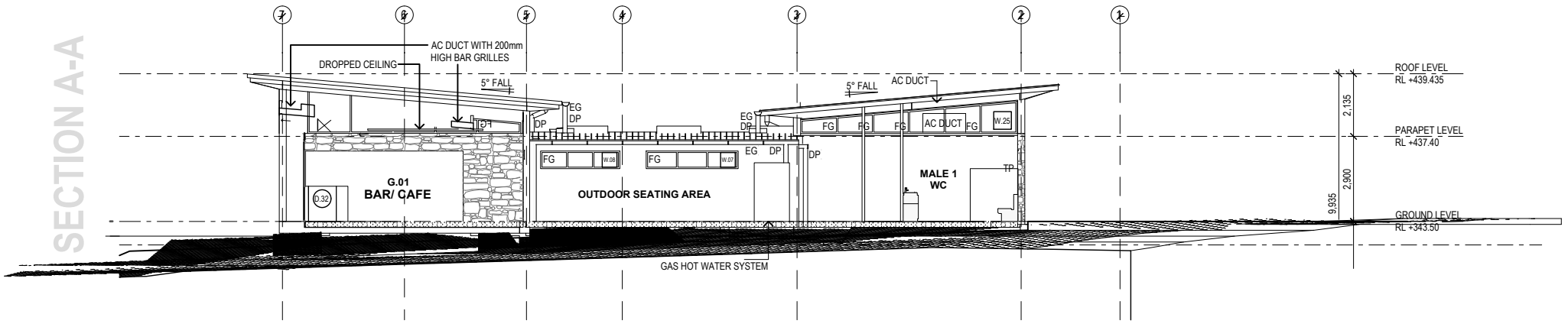
FILENAME: 12501-CC Community Centre 220328.pln

DRAWN: JY DATE: 28/11/2023 SCALE: 1:100@A1

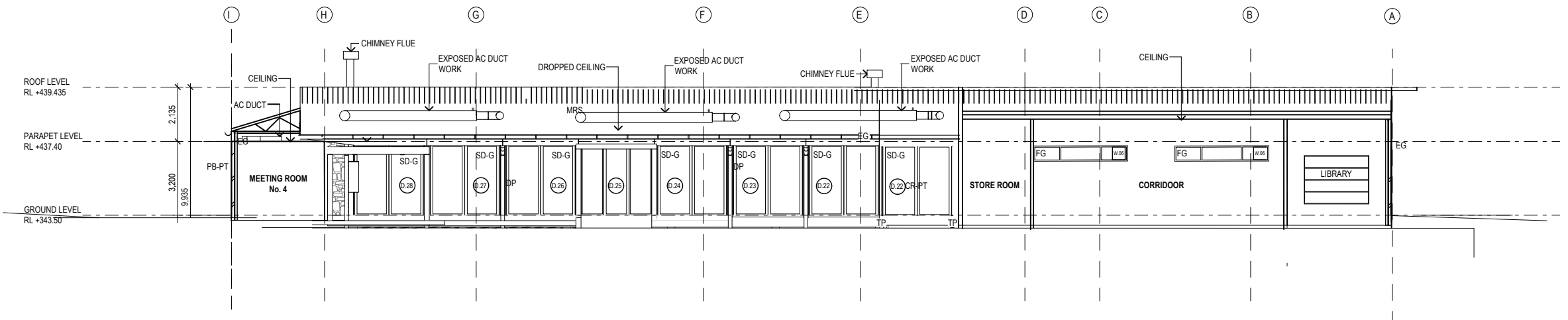
PROJECT No: 1001 PHASE: WD DRAWING No: C502 REV: D

ABBREVIATIONS

SECTION A-A



SECTION B-B



ABBREVIATIONS

ACC	ACCESSIBLE CINEMA (ALLOCATED SPACE)
AL	ALUMINIUM LOUVER (FIXED)
B	BALUSTRADE
BC	BENCH CUPBOARD
BF-G	BI-FOLD GLASS
BG	BOX GUTTER
BT	BIB TAP
BH	BULKHEAD
BT	BIB TAP
COL	COLUMN
CONC	CONCRETE
CR	CEMENT RENDER
CPT.01	CARPET AS SCHEDULED
CPT.02	CARPET AS SCHEDULED
CT	CERAMIC TILE
DL	DOWN LIGHT
DP	DOWN PIPE ALSO REFER TO HYDRAULIC DOCUMENTATION
EP	EXHAUST FAN ALSO REFER TO MECH. DOCUMENTATION
EG	EAVES GUTTER
EPOXY	POLYURETHANE FLOORING AS SCHEDULED
FAN.01	CEILING FAN AS SCHEDULED
FAN.02	CEILING FAN AS SCHEDULED
FC	FIBRE CEMENT SHEETING
FFL	FINISHED FLOOR LEVEL
FG	FIXED GLASS
FR	FRIDGE (UNDER BENCH)
FRW	FLOOR WASTE
OS	GLASS SHELVING
GSB	GLASS SPLASH BACK
GW	GLASS WINDOW
HB	HAND BASIN
HD	HINGE DOOR
HD-G	HINGE DOOR GLASS
HP	HIGH POINT

HR	HANDRAIL
K	KICK
LVR	LOUVER (GLASS) FIXED
LF	LOUVER (GLASS) FIXED
MRS	METAL ROOF SHEETING
MSSB	MECHANICAL SERVICES SWITCHBOARD (REFER MECH ENGS DOCS)
OF-DP	OVERFLOW DOWNPIPE
PB	PLASTERBOARD
PBM	MOISTURE RESISTANT PLASTERBOARD
PF	POOL FENCE
PL	PENDANT LIGHT
PT	PAINT FINISH AS SCHEDULED
RL	REDUCED LEVEL
RV	ROOF VENTILATOR (REFER TO MECH ENGS DOCS)
RWH	RAIN WATER HEAD
SA	SUPPLY AIR ALSO REFER TO MECH. DOCUMENTATION
SHR	SHOWER

SD-G	SLIDING DOOR - GLASS
SL	SLIDING
ST	STONE CLADDING AS SCHEDULED
SCR	SCREEN
SK	SINK
SPR	SPREADER
T	TAPWARE
TC	TIMBER CLADDING
TD	TUNDISH (REFER HYD / MECH ENGS DOCS)
TGI	TACTILE GROUND (SURFACE) INDICATORS
TL.01	TILE AS SCHEDULED
TL.02	TILE AS SCHEDULED
TL.03	TILE AS SCHEDULED
TP	TIMBER POST
TRD	TOILET ROLL DISPENSER
TS	TIMBER SOFFIT

TR	TROUGH (LAUNDRY)
UR	URINAL
VF	VINYL FLOORING AS SCHEDULED
VI	VISUAL INDICATOR
WL.01	WALL LIGHT AS SCHEDULED
WL.02	WALL LIGHT AS SCHEDULED
WM	WASHING MACHINE
WC	WATER CLOSET

BR	BACKREST TO AS 1428
BS	BENCH SEAT
BSN	BASIN (WITH SHELF)
BT	BOTTLE TRAP
C	CURTAIN
CH	CLOTHES HOOK
CR	CURTAIN RAIL
CT	COVE TILE
DD	DOOR GRILLE REFER MECH
FS	FOLDING SEAT
GR	GRAB RAIL
HB	HAND BASIN
HND	HAND DRYER
KP	KICK PANEL
M	MIRROR
PTD	PAPER TOWEL DISPENSER
PTN	PARTITION (TOILET CUBICLE)
RSC	RECONSTITUTED STONE COUNTER
SH	SHOWER HEAD
SPO	SOAP DISPENSER
ST	SOAP TRAY
T	TAP
TPD	TOILET PAPER DISPENSER

INTERNAL ELEVATION SPECIFIC ABBREVIATIONS	
BR	BACKREST TO AS 1428
BS	BENCH SEAT
BSN	BASIN (WITH SHELF)
BT	BOTTLE TRAP
C	CURTAIN
CH	CLOTHES HOOK
CR	CURTAIN RAIL
CT	COVE TILE
DD	DOOR GRILLE REFER MECH
FS	FOLDING SEAT
GR	GRAB RAIL
HB	HAND BASIN
HND	HAND DRYER
KP	KICK PANEL
M	MIRROR
PTD	PAPER TOWEL DISPENSER
PTN	PARTITION (TOILET CUBICLE)
RSC	RECONSTITUTED STONE COUNTER
SH	SHOWER HEAD
SPO	SOAP DISPENSER
ST	SOAP TRAY
T	TAP
TPD	TOILET PAPER DISPENSER

CAM ENGINEERING AND CONSTRUCTION

ACN 022 912 840 | ABN 52 641 648 349
 Nominated Architect -
 NSW Architects Registration No.
 383 Freeman Drive Cobarong NSW 2255

COMPLETION OF THE QUALITY ASSURANCE CHECKS IS VERIFICATION THAT THE DOCUMENT CONFORMS WITH THE REQUIREMENTS OF THE QUALITY PROJECT PLAN. WHERE THE QUALITY ASSURANCE CHECK IS INCOMPLETE THE DOCUMENT IS PRELIMINARY FOR INFORMATION PURPOSES ONLY, OR SUCH PURPOSES AS STATED IN THE REVISION COLUMN.

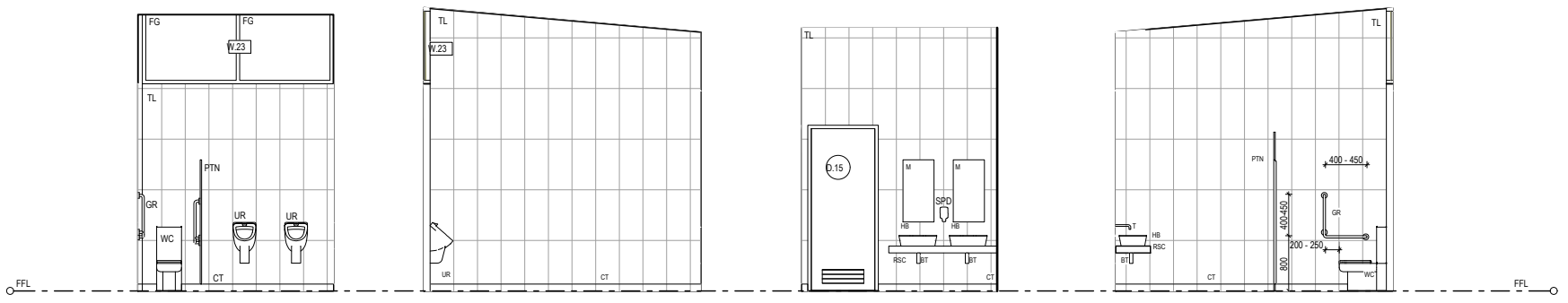
THE IDEAS, INFORMATION AND CONCEPTS CONTAINED IN THIS DOCUMENT ARE THE PROPERTY OF CAM ENGINEERING AND CONSTRUCTION. PHOTO COPYING OR REPRODUCING THIS DOCUMENT AND PASSING IT ON TO OTHERS WITHOUT THE EXPRESS PERMISSION OF CAM ENGINEERING IS AN INFRINGEMENT OF COPYRIGHT. ©

I REV | DATE | COMMENTS
 I BRN | CHD | WRD |
 I BRN | CHD | WRD |
 I BRN | CHD | WRD |
 I BRN | CHD | WRD |

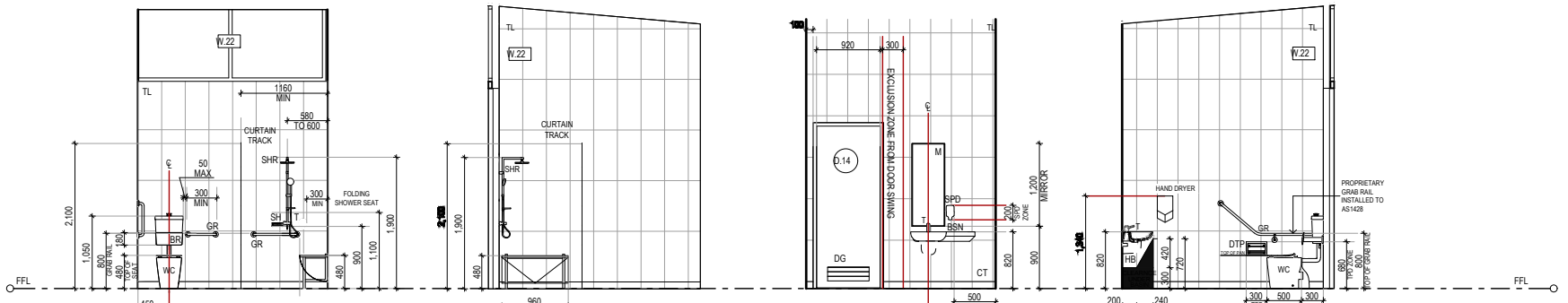
PROJECT: MUDGEES GARDENS OFFICE AND ACTIVITIES BUILDING
 CLIENT: MUDGEES GARDENS
 SITE: Lot 1 DP 174385
 Lot 1 DP 1003242
 313 Magpie Lane
 Galambine NSW 2850
 DRAWING: INTERNAL ELEVATION SHEET 1



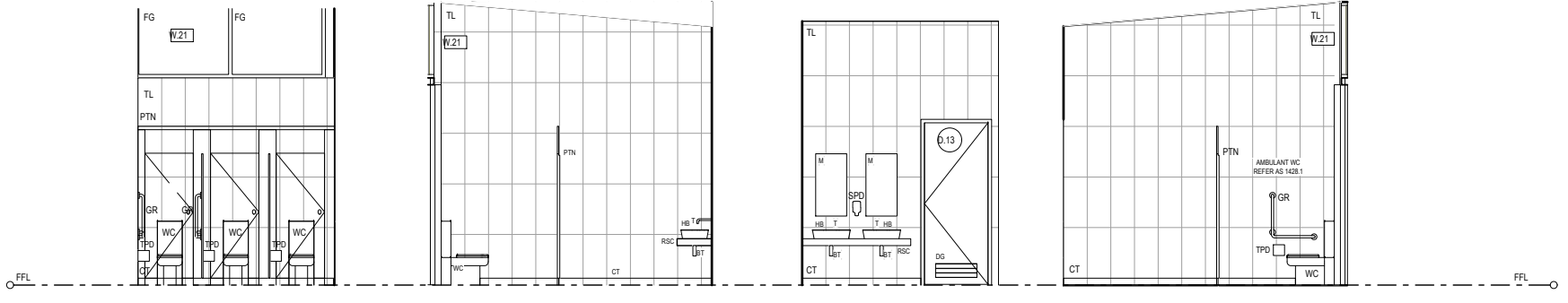
13 LDRY 1:50 14 LDRY 1:50



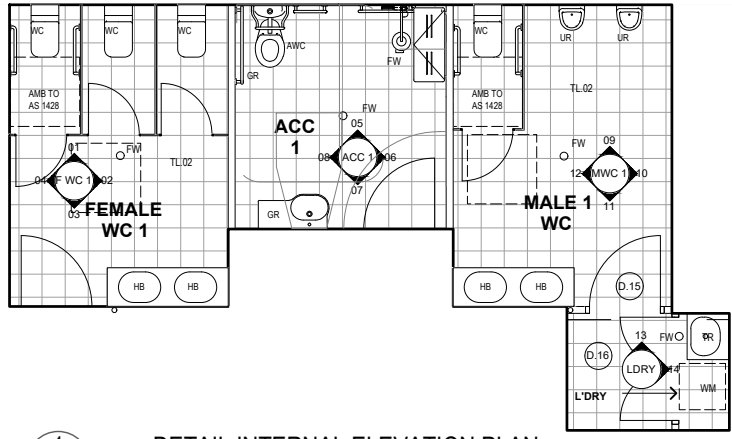
09 MWC 1 1:50 10 MWC 1 1:50 11 MWC 1 1:50 12 MWC 1 1:50



05 ACC 1 1:50 06 ACC 1 1:50 07 ACC 1 1:50 08 ACC 1 1:50



01 FEMALE WC 1 1:50 02 FEMALE WC 1 1:50 03 FEMALE WC 1 1:50 04 FEMALE WC 1 1:50



1 - 1:50 DETAIL INTERNAL ELEVATION PLAN

WORK IN FIGURED DIMENSIONS IN PREFERENCE TO SCALE. CHECK DIMENSIONS AND LEVELS ON SITE PRIOR TO THE ORDERING OF MATERIALS OR THE COMPLETION OF WORKSHOP DRAWINGS. IF IN DOUBT ASK. REPORT ALL ERRORS AND OMISSIONS.
 FILENAME: 12501-CC Community Centre 220328.pln
 DRAWN: JY DATE: 28/11/2023 SCALES: 1:50@A1
 PROJECT No: 1001 PHASE: WD DRAWING No: C801 REV: D

ABBREVIATIONS

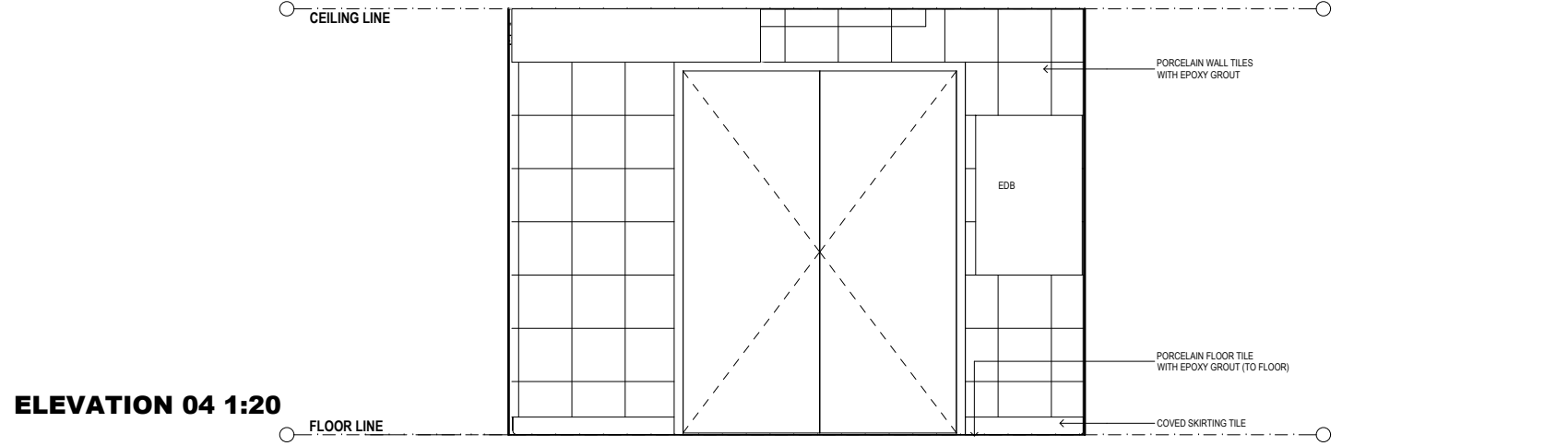
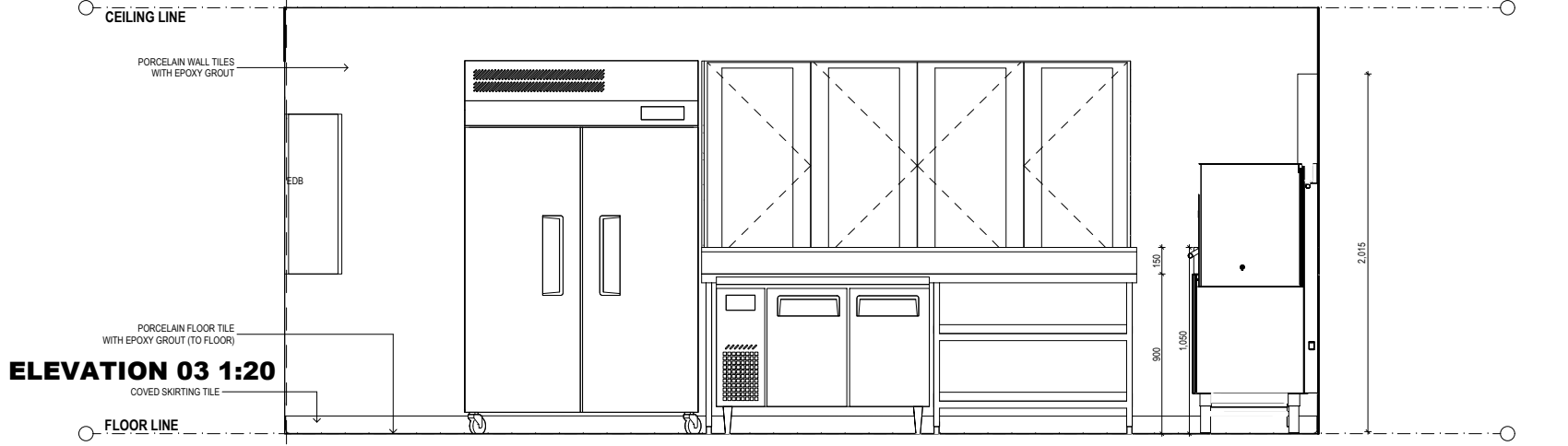
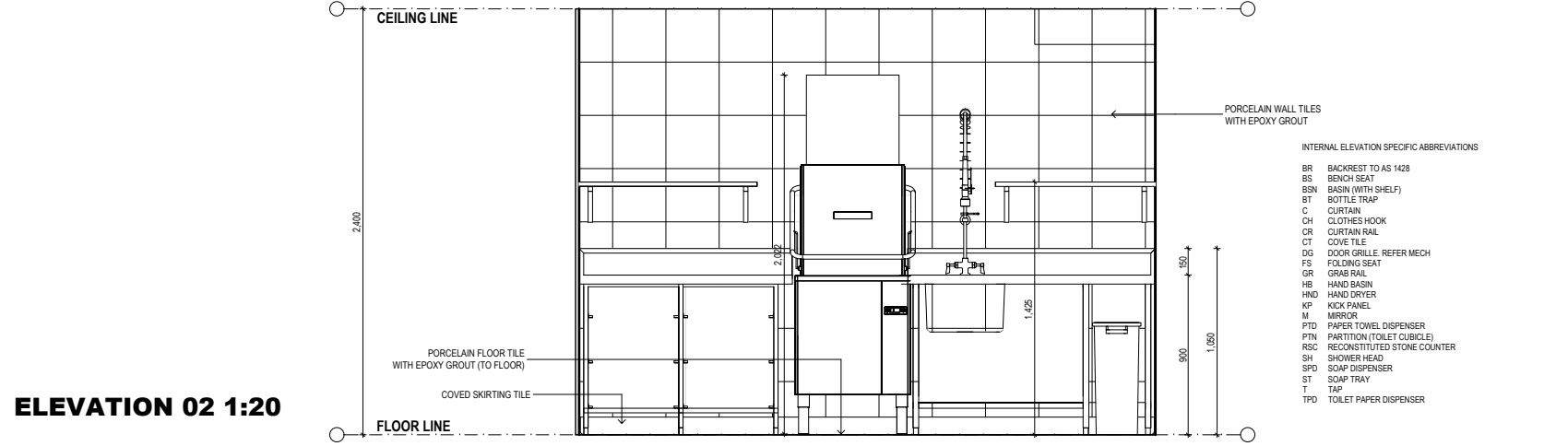
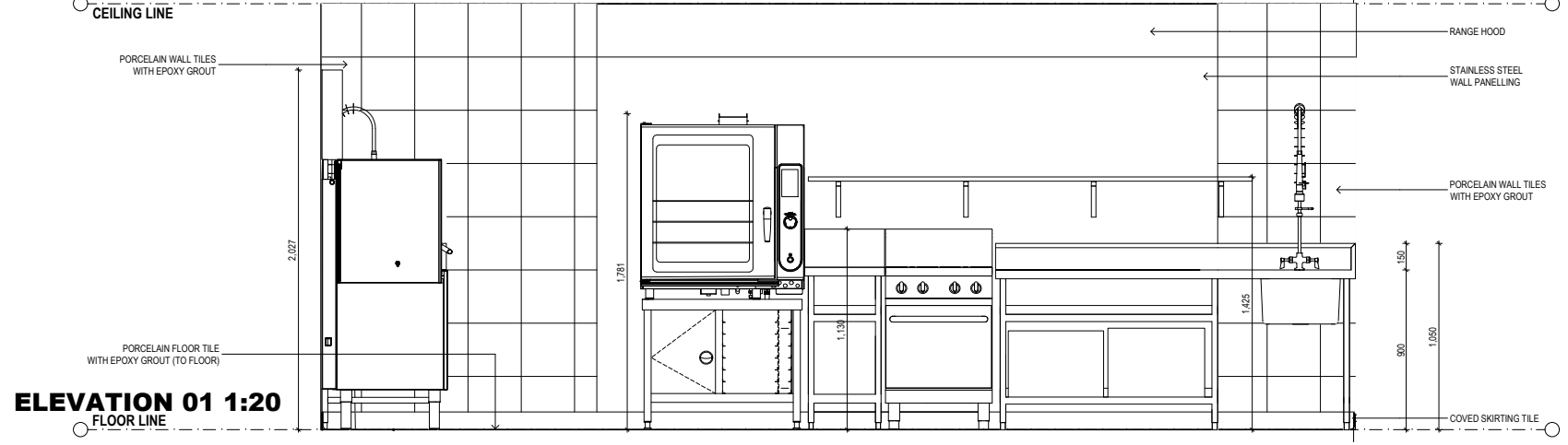
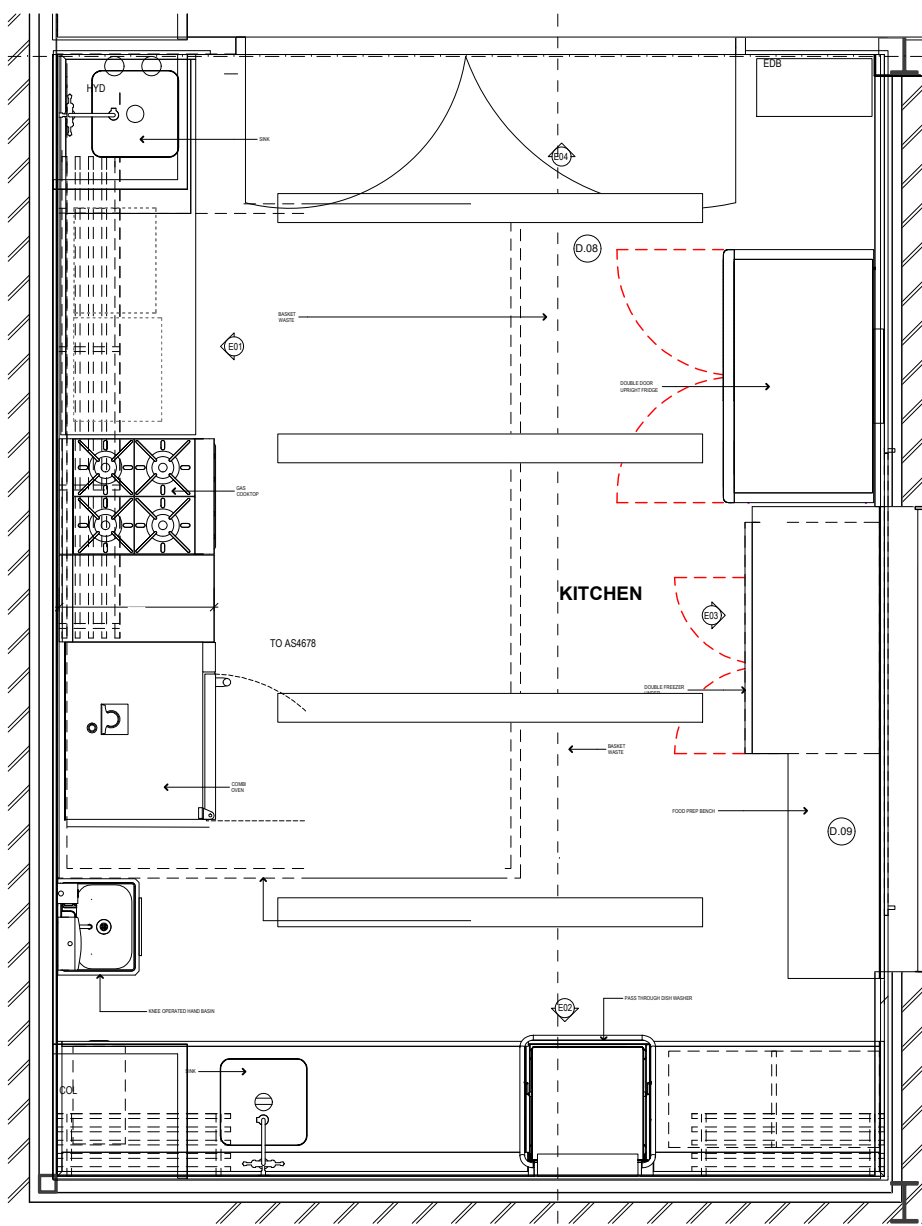
ACC	ACCESSIBLE CINEMA (ALOCATED SPACE)
AL	ALUMINIUM LOUVRE (FIXED)
B	BALUSTRADE
BC	BENCH CUPBOARD
BF-G	BIFOLD GLASS
BG	BOX GUTTER
BH	BULKHEAD
BT	BIB TAP
COL	COLUMN
CONC	CONCRETE
CR	CEMENT RENDER
CPT.01	CARPET AS SCHEDULED
CPT.02	CARPET AS SCHEDULED
CT	CERAMIC TILE
DL	DOWN LIGHT
DP	DOWN PIPE ALSO REFER TO HYDRAULIC DOCUMENTATION
EDB	ELECTRICAL DISTRIBUTION BOARD (REFER TO MECH. DOCUMENTATION)

EF	EXHAUST FAN ALSO REFER TO MECH. DOCUMENTATION
EG	EVES GUTTER
EPOXY	POLYURETHANE FLOORING AS SCHEDULED
FAN.01	CEILING FAN AS SCHEDULED
FAN.02	CEILING FAN AS SCHEDULED
FC	FIBRE CEMENT SHEETING
FFL	FINISHED FLOOR LEVEL
FG	FIXED GLASS
FR	FRIDGE (UNDER BENCH)
FW	FLOOR WASTE
GS	GLASS SHELVING
GSS	GLASS SPLASH BACK
GW	GLASS WINDOW
HB	HAND BASIN
HD	HINGE DOOR
HD-G	HINGE DOOR GLASS
HP	HIGH POINT

HR	HANDRAIL
K	KICK
LVR	GLASS LOUVRE WINDOW
LF	LOUVRE (GLASS) FIXED
MRS	METAL ROOF SHEETING
MSSB	MECHANICAL SERVICES SWITCHBOARD (REFER MECH ENGS DOCS)
OF-DP	OVERFLOW DOWNPIPE
PB	PLASTERBOARD
PRM	MOISTURE RESISTANT PLASTERBOARD
PF	POOL FENCE
PL	PENDANT LIGHT
PT	PAINT FINISH AS SCHEDULED
RL	REDUCED LEVEL
RV	ROOF VENTILATOR (REFER TO MECH ENGS DOCS)
RWH	RAIN WATER HEAD
SA	SUPPLY AIR ALSO REFER TO MECH. DOCUMENTATION
SHR	SHOWER

SL	SLIDING DOOR-GLASS
ST	STORAGE
SL	SLIDING DOOR-GLASS
SC	STONE CLADDING AS SCHEDULED
SCR	SCREEN
SK	SKIRTING
SPR	SPREADER
T	TAPWARE
TC	TIMBER CLADDING
TD	TUNDISH (REFER HYD / MECH ENGS DOCS)
TGI	TACTILE GROUND SURFACE INDICATORS
TL.01	TILE AS SCHEDULED
TL.02	TILE AS SCHEDULED
TL.03	TILE AS SCHEDULED
TP	TIMBER POST
TRD	TOILET ROLL DISPENSER
TS	TIMBER SOFFIT

TR	TROUGH (LAUNDRY)
UR	URINAL
VF	VINYL FLOORING AS SCHEDULED
VI	VISUAL INDICATOR
WL.01	WALL LIGHT AS SCHEDULED
WL.02	WALL LIGHT AS SCHEDULED
WM	WASHING MACHINE
WC	WATER CLOSET



FLOOR PLAN 1:20

FLOOR TILES TO ACHIEVE P5 SLIP RATING.
WALL FINISHES: - STAINLESS STEEL WALL PANELLING - PORCELAIN WALL TILES WITH EPOXY GROUT
FLOOR FINISHES: - PORCELAIN FLOOR TILE WITH EPOXY GROUT.
ALL FINISHES AND WALL CONSTRUCTION TO COMPLY WITH AS4674