

9.4 Monthly Statement of Investments as at 31 March 2024

REPORT BY THE FINANCIAL PLANNING COORDINATOR
TO 17 APRIL 2024 ORDINARY MEETING
GOV400105, FIN300053

RECOMMENDATION

That Council:

1. receive the report by the Financial Planning Coordinator on the Monthly Statement of Investments as at 31 March 2024; and
2. note the certification of the Responsible Accounting Officer.

Executive summary

The purpose of this report is to certify that Council's investments have been made in accordance with legal and policy requirements, provide information on the detail of investments and raise other matters relevant to Council's investment portfolio as required.

Disclosure of Interest

Nil

Detailed report

The attachment to this report provides information on the performance of the portfolio and provides a register of all investments held as at 31 March 2024.

Community Plan implications

Theme	Good Government
-------	-----------------

Goal	An effective and efficient organisation
------	---

Strategy	Prudently manage risks associated with all Council activities
----------	---

Strategic implications

Council Strategies

Not Applicable

Council Policies

Council's Investments Policy requires a written report each month setting out the entire investment portfolio.

Legislation

As per Clause 212 of the Local Government (General) Regulation 2021 the Responsible Accounting Officer certifies that:

- a) this report sets out details of all money that the Council has invested under Section 625 of the Act; and
- b) all investments have been made in accordance with the Act and the regulations.

Financial implications

Not Applicable

Associated Risks

Not Applicable

AMANDA AVNELL
FINANCIAL PLANNING COORDINATOR

LEONIE VAN OOSTERUM
DIRECTOR CORPORATE SERVICES

3 April 2024

Attachments: 1. Investment Report - March 2024.

APPROVED FOR SUBMISSION:

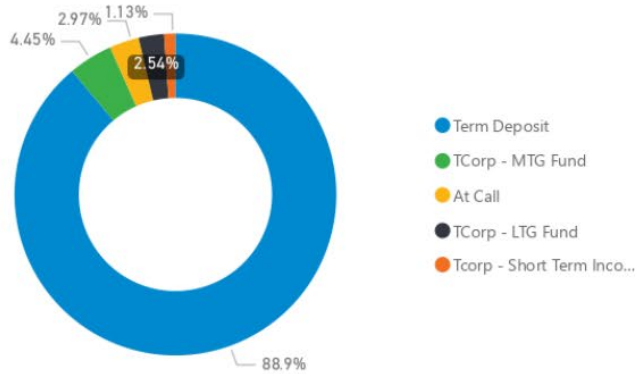
BRAD CAM
GENERAL MANAGER

Mid-Western Regional Council Cash and Investments as at 31 March 2024

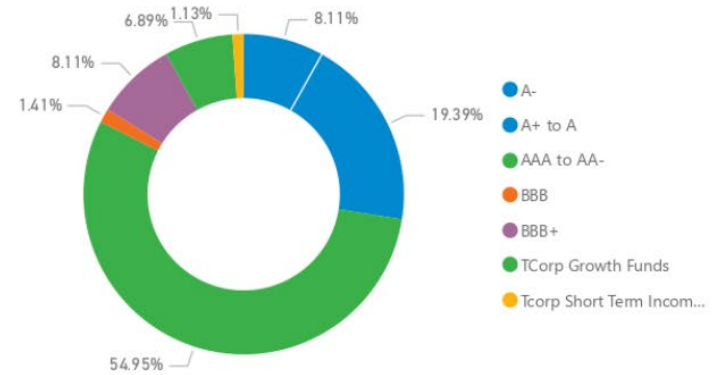
Total Investment Portfolio (\$)

141.95M

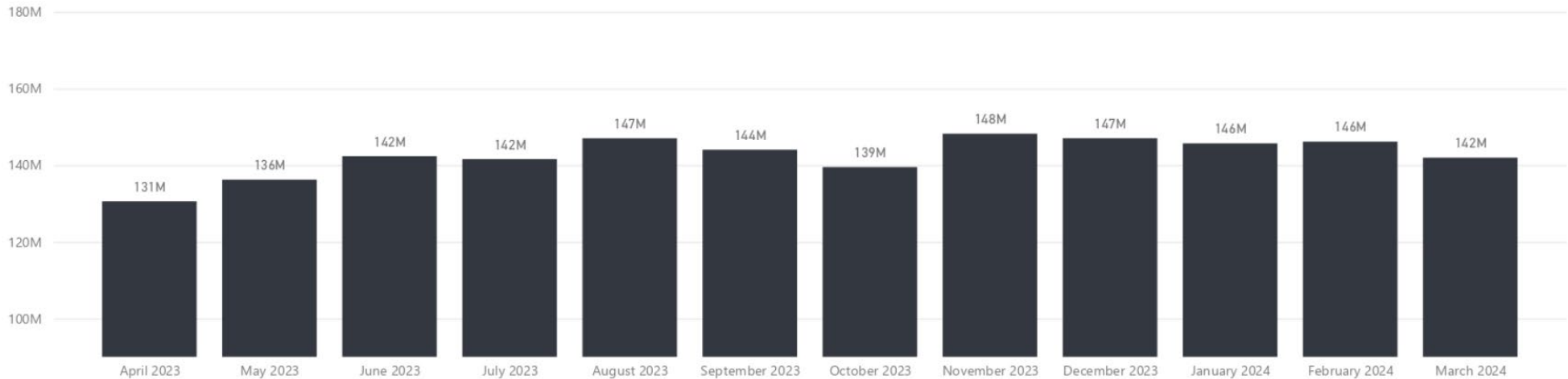
Investments by Type

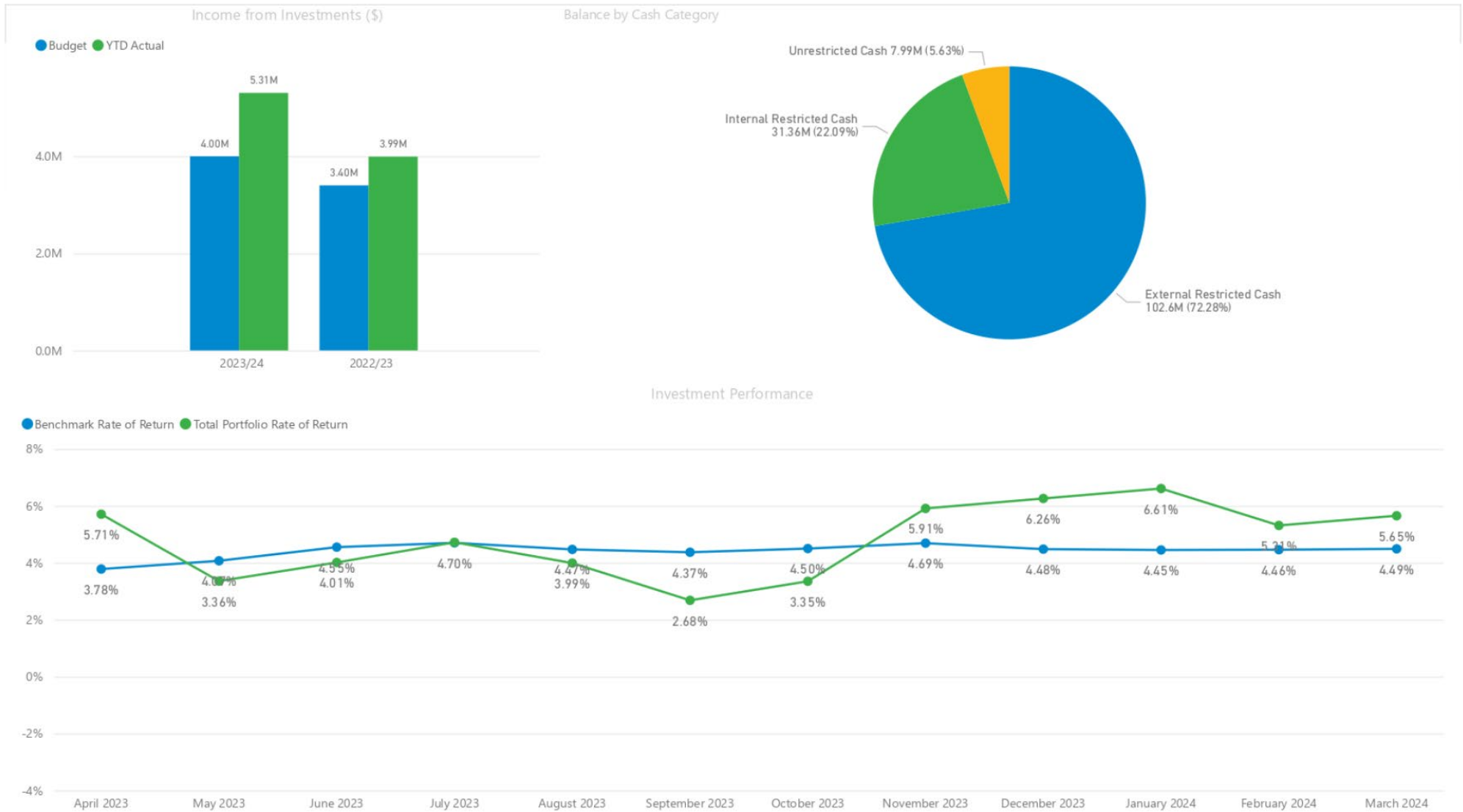


Investments by Long Term Rating



Portfolio Balance at End of Month (\$)





At Call Fund and Managed Funds

Institution	Yield	Principal Amount	Term to Maturity
NAB	4.50%	\$ 4,219,491	0
TCorp - Long Term Growth Fund	3.00%	\$ 3,610,122	5
TCorp - Medium Term Growth Fund	3.00%	\$ 6,312,514	5
Tcorp - Short Term Income Fund	3.00%	\$ 1,609,858	5
Total		\$ 15,751,986	

Current Term Deposits

Institution	Yield	Principal Amount	Term to Maturity
Australian Military Bank	5.10%	\$ 1,000,000	115
Australian Unity	4.50%	\$ 2,000,000	10
Australian Unity	5.60%	\$ 1,000,000	129
Australian Unity	5.50%	\$ 2,000,000	248
Australian Unity	5.10%	\$ 3,500,000	374
Bank Of Queensland	5.52%	\$ 1,500,000	143
Bank Of Queensland	5.62%	\$ 1,500,000	157
Bank Of Queensland	5.62%	\$ 2,000,000	171
Bank Of Queensland	5.28%	\$ 2,500,000	220
Bank Of Queensland	5.40%	\$ 2,000,000	241
Bendigo & Adelaide Bank	5.30%	\$ 2,000,000	136
CBA	0.72%	\$ 2,000,000	66
CBA	0.77%	\$ 1,000,000	164
CBA	0.85%	\$ 2,500,000	206
CBA	3.05%	\$ 2,000,000	24
CBA	4.15%	\$ 2,000,000	87
CBA	4.52%	\$ 1,000,000	59
CBA	4.63%	\$ 4,000,000	80
CBA	5.36%	\$ 2,400,000	199
Great Southern Bank	5.16%	\$ 2,000,000	318
ING	4.90%	\$ 4,000,000	59
ING	4.62%	\$ 1,500,000	94
ING	5.65%	\$ 3,000,000	101
ING	5.05%	\$ 2,000,000	108
ING	4.57%	\$ 2,500,000	192
ING	5.22%	\$ 2,000,000	290
ING	5.10%	\$ 3,500,000	346
ING	5.28%	\$ 3,000,000	619
ING	5.40%	\$ 3,000,000	822
ING	5.18%	\$ 3,000,000	990
MyState Bank	4.90%	\$ 2,000,000	45
NAB	0.80%	\$ 1,500,000	150
NAB	4.49%	\$ 2,500,000	262
NAB	4.45%	\$ 2,000,000	178
NAB	5.30%	\$ 2,000,000	122
NAB	5.22%	\$ 1,800,000	185
NAB	5.15%	\$ 1,000,000	31
NAB	5.22%	\$ 2,500,000	213
NAB	5.15%	\$ 1,500,000	73
NAB	5.15%	\$ 2,000,000	227
NAB	5.20%	\$ 3,000,000	255
NAB	5.05%	\$ 2,500,000	17
NAB	5.20%	\$ 1,000,000	311

Institution	Yield	Principal Amount	Term to Maturity
NAB	5.13%	\$ 2,000,000	150
NAB	5.11%	\$ 3,000,000	164
Westpac	3.70%	\$ 2,000,000	122
Westpac	4.35%	\$ 1,500,000	108
Westpac	4.78%	\$ 2,500,000	52
Westpac	4.89%	\$ 2,500,000	304
Westpac	4.46%	\$ 1,500,000	38
Westpac	5.05%	\$ 1,000,000	136
Westpac	4.88%	\$ 4,000,000	878
Westpac	5.28%	\$ 1,000,000	206
Westpac	5.44%	\$ 1,500,000	234
Westpac	5.34%	\$ 2,000,000	465
Westpac	5.10%	\$ 2,500,000	283
Westpac	4.98%	\$ 2,000,000	451
Westpac	5.19%	\$ 2,000,000	332
Westpac	5.16%	\$ 2,500,000	360
Total		\$ 126,200,000	

Investment Portfolio Summary

Term to Maturity	Amount	Actual	Cumulative Actual	Cumulative Minimum	Policy Compliance
Less than 3 months	\$ 43,591,010	31%	31%	20%	OK
Between 3 months and 1 year	\$ 77,700,000	55%	86%	40%	OK
Between 1 year and 2 years	\$ 10,500,000	7%	93%	50%	OK
Between 2 years and 4 years	\$ 10,000,000	7%	100%	85%	OK
More than 5 years	\$ -	0%	100%	0%	OK
Total	\$ 141,791,010				

Long Term Rating	Institution	Policy Limit	Policy Compliance (Institution)	% of Portfolio	Amount
AA-	CBA	40%	OK	13%	\$ 16,900,000
	NAB	40%	OK	22%	\$ 28,300,000
	Westpac	40%	OK	23%	\$ 28,500,000
A	ING	20%	Over Limit	22%	\$ 27,500,000
	Australian Military Bank	10%	OK	1%	\$ 1,000,000
BBB+	Australian Unity	10%	OK	7%	\$ 8,500,000
	MyState Bank	10%	OK	2%	\$ 2,000,000
BBB	Great Southern	5%	OK	2%	\$ 2,000,000
A-	Bank Of Bendigo & Adelaide Bank	20%	OK	8%	\$ 9,500,000
	Adelaide Bank	20%	OK	2%	\$ 2,000,000
Grand Total				100%	\$ 126,200,000

Long Term Rating Group	Credit Policy Limit	Policy Compliance (SP Group)	% of Portfolio	Amount
AAA to AA-	100%	OK	58%	\$ 73,700,000
BBB+	20%	OK	9%	\$ 11,500,000
BBB	5%	OK	2%	\$ 2,000,000
A+ to A	50%	OK	22%	\$ 27,500,000
A-	40%	OK	9%	\$ 11,500,000
Grand Total			100%	\$ 126,200,000

Monthly Investment Portfolio Activity

The below table shows investments activities of At Call Fund and Managed Funds

Bank Accounts	Opening Balance	Movement	Closing Balance
NAB (At call account)	7,066,882	-2,847,390.76	4,219,491
TCorp - Cash Fund	-	-	-
TCorp - Long Term Growth Fund	3,535,153	74,968.59	3,610,122
TCorp - Medium Term Growth Fund	6,235,333	77,181.33	6,312,514
Tcorp - Short Term Income Fund	1,603,032	6,826.06	1,609,858
Total	18,440,401	-2,688,414.78	15,751,986

The below table shows matured term deposits

Institution	Yield	Maturity Date	Principal Amount	Total Interest Amount
Westpac	2.28%	13/03/2024	1,500,000	67,557
Bank Of Queensland	3.92%	27/03/2024	1,000,000	64,653
Bank Of Queensland	4.55%	27/03/2024	1,500,000	90,314
CBA	5.05%	6/03/2024	3,500,000	179,655
AMP	4.90%	20/03/2024	2,500,000	119,815
Total			10,000,000	521,995

The below table shows new term deposits

Institution	Yield	Maturity Date	Principal Amount	Total Interest Amount
NAB	5.11%	11/09/2024	3,000,000	79,380
Australian Unity	5.10%	9/04/2025	3,500,000	195,127
Great Southern Bank	5.16%	12/02/2025	2,000,000	90,759
Total			8,500,000	365,267