

## 9.9 Monthly Statement of Investments as at 31 March 2023

REPORT BY THE MANAGER FINANCE  
TO 19 APRIL 2023 ORDINARY MEETING  
GOV400103, FIN300053

### RECOMMENDATION

#### That Council:

1. receive the report by the Manager Finance on the Monthly Statement of Investments as at 31 March 2023; and
2. note the certification of the Responsible Accounting Officer.

---

### Executive summary

The purpose of this report is to certify that Council's investments have been made in accordance with legal and policy requirements, provide information on the detail of investments and raise other matters relevant to Council's investment portfolio as required.

### Disclosure of Interest

Nil

### Detailed report

The attachment to this report provides information on the performance of the portfolio and provides a register of all investments held as at 31 March 2023.

### Community Plan implications

Theme	Good Government
-------	-----------------

Goal	An effective and efficient organisation
------	---

Strategy	Prudently manage risks association with all Council activities
----------	--

---

### Strategic implications

#### Council Strategies

Not Applicable

#### Council Policies

Council's Investments Policy requires a written report each month setting out the entire investment portfolio.

#### Legislation

As per Clause 212 of the Local Government (General) Regulation 2021 the Responsible Accounting Officer certifies that:

- a) this report sets out details of all money that the Council has invested under Section 625 of the Act; and
- b) all investments have been made in accordance with the Act and the regulations.

## Financial implications

Not Applicable

## Associated Risks

Not Applicable

NEIL BUNGATE  
MANAGER FINANCE

LEONIE JOHNSON  
CHIEF FINANCIAL OFFICER

24 March 2023

*Attachments:* 1. Investment Report 31 March 2023.

### APPROVED FOR SUBMISSION:

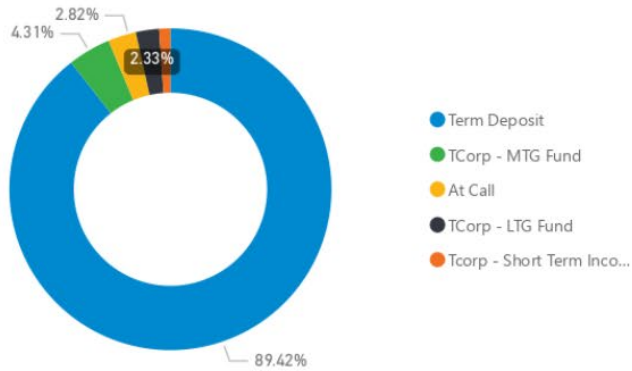
BRAD CAM  
GENERAL MANAGER

### Mid-Western Regional Council Cash and Investments as at 31 March 2023

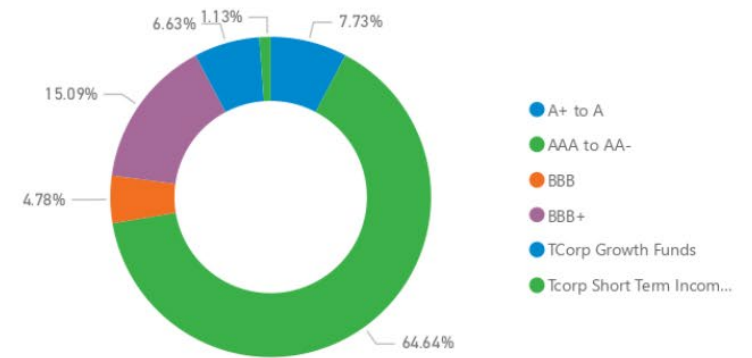
Total Investment Portfolio (\$)

**135.87M**

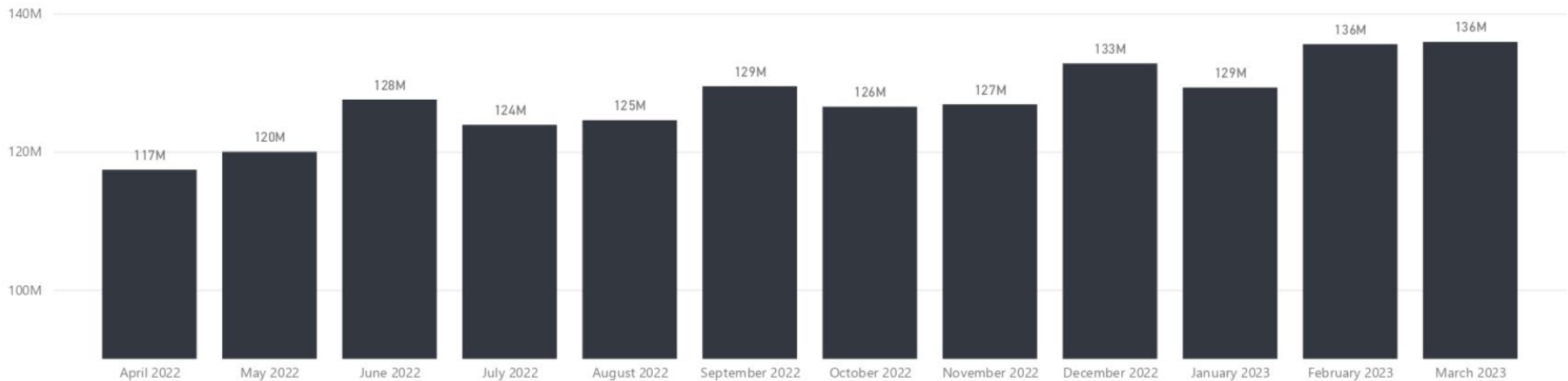
Investments by Type

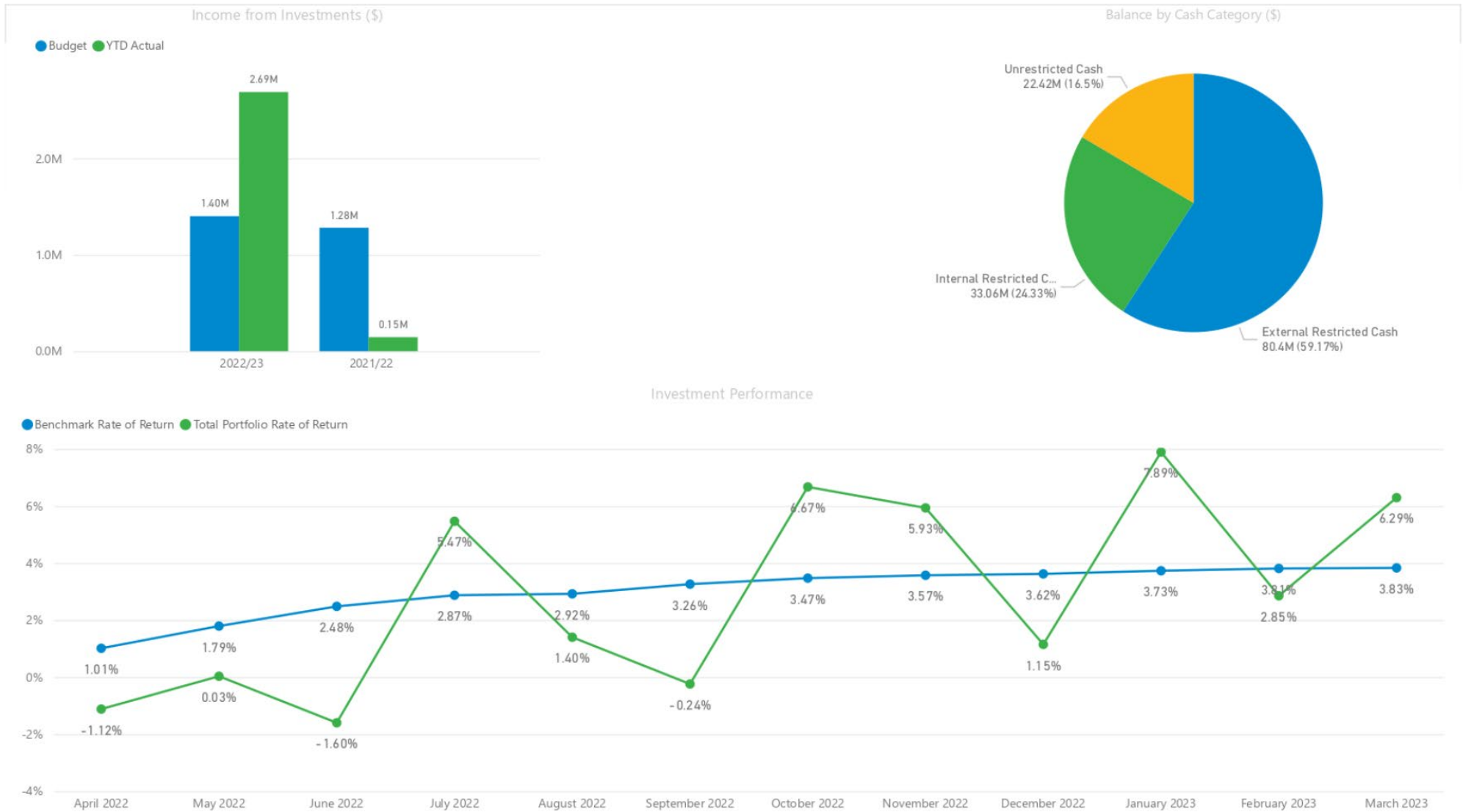


Investments by Long Term Rating



Portfolio Balance at End of Month (\$)





**At Call Fund and Managed Funds**

Institution	Yield	Term to Maturity	Principal	Amount
NAB	3.75%	0	\$	3,832,451
TCorp - Long Term Growth Fund		5	\$	3,160,500
TCorp - Medium Term Growth Fu		5	\$	5,850,373
Tcorp - Short Term Income Fund		5	\$	1,530,630
<b>Total</b>			<b>\$</b>	<b>14,373,953</b>

**Current Term Deposits**

Institution	Yield	Term to Maturity	Principal	Amount
AMP	4.70%	236	\$	1,500,000
AMP	4.70%	187	\$	1,000,000
AMP	4.90%	355	\$	2,500,000
Australian Unity	3.50%	264	\$	2,000,000
Australian Unity	4.35%	243	\$	2,000,000
Australian Unity	4.10%	334	\$	1,500,000
Australian Unity	4.30%	306	\$	2,000,000
Australian Unity	4.50%	376	\$	2,000,000
Bank Of Queensland	1.20%	40	\$	2,000,000
Bank Of Queensland	3.92%	362	\$	1,000,000
Bank Of Queensland	4.25%	236	\$	1,000,000
Bank Of Queensland	4.55%	362	\$	1,500,000
Bank Of Queensland	4.40%	103	\$	4,000,000
CBA	0.72%	432	\$	2,000,000
CBA	0.77%	530	\$	1,000,000
CBA	0.85%	572	\$	2,500,000
CBA	3.68%	68	\$	1,500,000
CBA	0.73%	26	\$	1,500,000
CBA	3.05%	390	\$	2,000,000
CBA	2.63%	194	\$	1,500,000
CBA	2.31%	54	\$	1,500,000
CBA	2.75%	166	\$	1,500,000
CBA	3.15%	61	\$	1,000,000
CBA	4.15%	453	\$	2,000,000
CBA	4.17%	82	\$	1,000,000
CBA	3.94%	89	\$	1,000,000
CBA	3.72%	110	\$	1,500,000
CBA	3.99%	138	\$	1,500,000
CBA	4.20%	222	\$	1,500,000
CBA	4.47%	257	\$	2,000,000
CBA	4.52%	425	\$	1,000,000
CBA	4.55%	250	\$	2,000,000
CBA	4.63%	446	\$	4,000,000
CBA	4.76%	292	\$	1,500,000
CBA	4.71%	159	\$	4,000,000
CBA	5.05%	341	\$	3,500,000
Defence Bank	3.20%	61	\$	1,500,000
ING	3.21%	117	\$	1,500,000
ING	4.62%	460	\$	1,500,000
ING	5.10%	712	\$	3,500,000
ING	4.57%	558	\$	2,500,000
Macquarie	4.50%	285	\$	1,000,000
Macquarie	4.50%	285	\$	500,000

Institution	Yield	Term to Maturity	Principal	Amount
MyState Bank	4.02%	96	\$	1,500,000
NAB	0.65%	89	\$	2,000,000
NAB	0.80%	516	\$	1,500,000
NAB	0.64%	208	\$	3,000,000
NAB	0.70%	180	\$	2,500,000
NAB	1.51%	152	\$	2,500,000
NAB	1.21%	26	\$	1,000,000
NAB	4.49%	628	\$	2,500,000
NAB	4.45%	544	\$	2,000,000
Westpac	0.65%	35	\$	2,000,000
Westpac	1.06%	320	\$	2,000,000
Westpac	0.90%	12	\$	2,500,000
Westpac	2.28%	348	\$	1,500,000
Westpac	3.70%	488	\$	2,000,000
Westpac	4.22%	250	\$	1,000,000
Westpac	4.35%	474	\$	1,500,000
Westpac	4.30%	292	\$	1,000,000
Westpac	4.67%	264	\$	1,000,000
Westpac	4.78%	418	\$	2,500,000
Westpac	4.89%	670	\$	2,500,000
Westpac	4.46%	404	\$	1,500,000
Westpac	4.55%	264	\$	1,000,000
Westpac	4.40%	334	\$	1,500,000
Westpac	5.05%	502	\$	1,000,000
<b>Total</b>			\$	<b>121,500,000</b>

Investment Portfolio Summary

Term to Maturity	Amount	Actual	Cumulative Actual	Cumulative Minimum	Policy Compliance
Less than 3 months	\$ 32,873,953	24%	24%	20%	OK
Between 3 months and 1 year	\$ 62,000,000	46%	70%	40%	OK
Between 1 year and 2 years	\$ 41,000,000	30%	100%	50%	OK
Between 2 years and 4 years	\$ -	0%	100%	85%	OK
More than 5 years	\$ -	0%	100%	0%	OK
<b>Total</b>	<b>\$ 135,873,953</b>				

Long Term Rating	Institution	Policy Limit	Policy Compliance (Institution)	% of Portfolio	Amount
AA-	CBA	40%	OK	31%	\$ 42,500,000
	NAB	40%	OK	15%	\$ 20,832,451
	Westpac	40%	OK	18%	\$ 24,500,000
A+	Macquarie	20%	OK	1%	\$ 1,500,000
A	ING	20%	OK	7%	\$ 9,000,000
BBB+	Australian Unity	10%	OK	7%	\$ 9,500,000
	Bank Of Queensland	10%	OK	7%	\$ 9,500,000
	MyState Bank	10%	OK	1%	\$ 1,500,000
BBB	AMP	5%	OK	4%	\$ 5,000,000
	Defence Bank	5%	OK	1%	\$ 1,500,000
TCorp Growth Funds	TCorp - Long Term Growth Fund	15%	OK	2%	\$ 3,160,500
	TCorp - Medium Term Growth Fund	15%	OK	4%	\$ 5,850,373
	Tcorp - Short Term Income Fund	15%	OK	1%	\$ 1,530,630
<b>TCorp Short Term Income</b>				1%	\$ 1,530,630
<b>Grand Total</b>				<b>100%</b>	<b>\$ 135,873,953</b>

Long Term Rating Group	Credit Policy Limit	Policy Compliance (SP Group)	% of Portfolio	Amount
AAA to AA- BBB+	100% OK		65%	\$ 87,832,451
BBB	20% OK		15%	\$ 20,500,000
TCorp Growth Funds	5% OK		5%	\$ 6,500,000
Tcorp Short Term Income Fund	15% OK		7%	\$ 9,010,872
A+ to A	15% OK		1%	\$ 1,530,630
	50% OK		8%	\$ 10,500,000
<b>Grand Total</b>			<b>100%</b>	<b>\$ 135,873,953</b>

**Monthly Investment Portfolio Activity**

The below table shows investments activities of At Call Fund and Managed Funds

Bank Accounts	Opening Balance	Redeemed Balance	Re-invested Balance
NAB (At call account)	13,909,438		3,832,451
TCorp - Cash Fund	-		-
TCorp - Long Term Growth Fund	3,115,854		3,160,500
TCorp - Medium Term Growth Fund	5,770,246		5,850,373
Tcorp - Short Term Income Fund	1,525,704		1,530,630
<b>Total</b>	<b>24,321,242</b>	<b>-</b>	<b>14,373,953</b>

The below table shows matured term deposits

Institution	Yield	Maturity Date	Principal Amount	Total Interest Amount
NAB	0.57%	1/03/2023	1,700,000	19,327
Westpac	0.78%	15/03/2023	1,500,000	13,912
NAB	0.85%	29/03/2023	1,500,000	15,160
NAB	0.95%	29/03/2023	1,500,000	15,304
Macquarie	1.15%	29/03/2023	1,000,000	11,910
Macquarie	1.40%	2/03/2023	1,028,235	14,198
<b>Total</b>			<b>8,228,235</b>	<b>89,811</b>

The below table shows new term deposits

Institution	Yield	Maturity Date	Principal Amount	Total Interest Amount
CBA	4.71%	6/09/2023	4,000,000	97,555
CBA	5.05%	6/03/2024	3,500,000	179,655
ING	5.10%	12/03/2025	3,500,000	362,868
AMP	4.70%	22/11/2023	1,500,000	47,322
AMP	4.70%	4/10/2023	1,000,000	24,337
AMP	4.90%	20/03/2024	2,500,000	119,815
ING	4.57%	9/10/2024	2,500,000	175,288
<b>Total</b>			<b>18,500,000</b>	<b>1,006,841</b>