

9.2 Monthly Statement of Investments as at 30 November 2023

REPORT BY THE FINANCIAL PLANNING CO-ORDINATOR AND CHIEF FINANCIAL OFFICER
TO 13 DECEMBER 2023 ORDINARY MEETING
GOV400103, FIN300053

RECOMMENDATION

That Council:

1. receive the report by the Financial Planning Co-Ordinator and Chief Financial Officer on the Monthly Statement of Investments as at 30 November 2023; and
2. note the certification of the Responsible Accounting Officer.

Executive summary

The purpose of this report is to certify that Council's investments have been made in accordance with legal and policy requirements, provide information on the detail of investments and raise other matters relevant to Council's investment portfolio as required.

Disclosure of Interest

Nil

Detailed report

The attachment to this report provides information on the performance of the portfolio and provides a register of all investments held as at 30 November 2023.

Due to the earlier close requirement for reports, it also noted that statement balances for TCorp's Long-Term Growth Fund, Medium Term Growth Fund and Short-Term Fund are as at 28 November 2023. These balances may be subject to change when finalised as at 30 November by TCorp.

Community Plan implications

Theme	Good Government
-------	-----------------

Goal	An effective and efficient organisation
------	---

Strategy	Prudently manage risks association with all Council activities
----------	--

Strategic implications

Council Strategies

Not Applicable

Council Policies

Council's Investments Policy requires a written report each month setting out the entire investment portfolio.

Legislation

As per Clause 212 of the Local Government (General) Regulation 2021 the Responsible Accounting Officer certifies that:

- a) this report sets out details of all money that the Council has invested under Section 625 of the Act; and
- b) all investments have been made in accordance with the Act and the regulations.

Financial implications

Not Applicable

Associated Risks

Not Applicable

MYOORAN VINAYAGAMOORTHY
FINANCIAL PLANNING CO-ORDINATOR

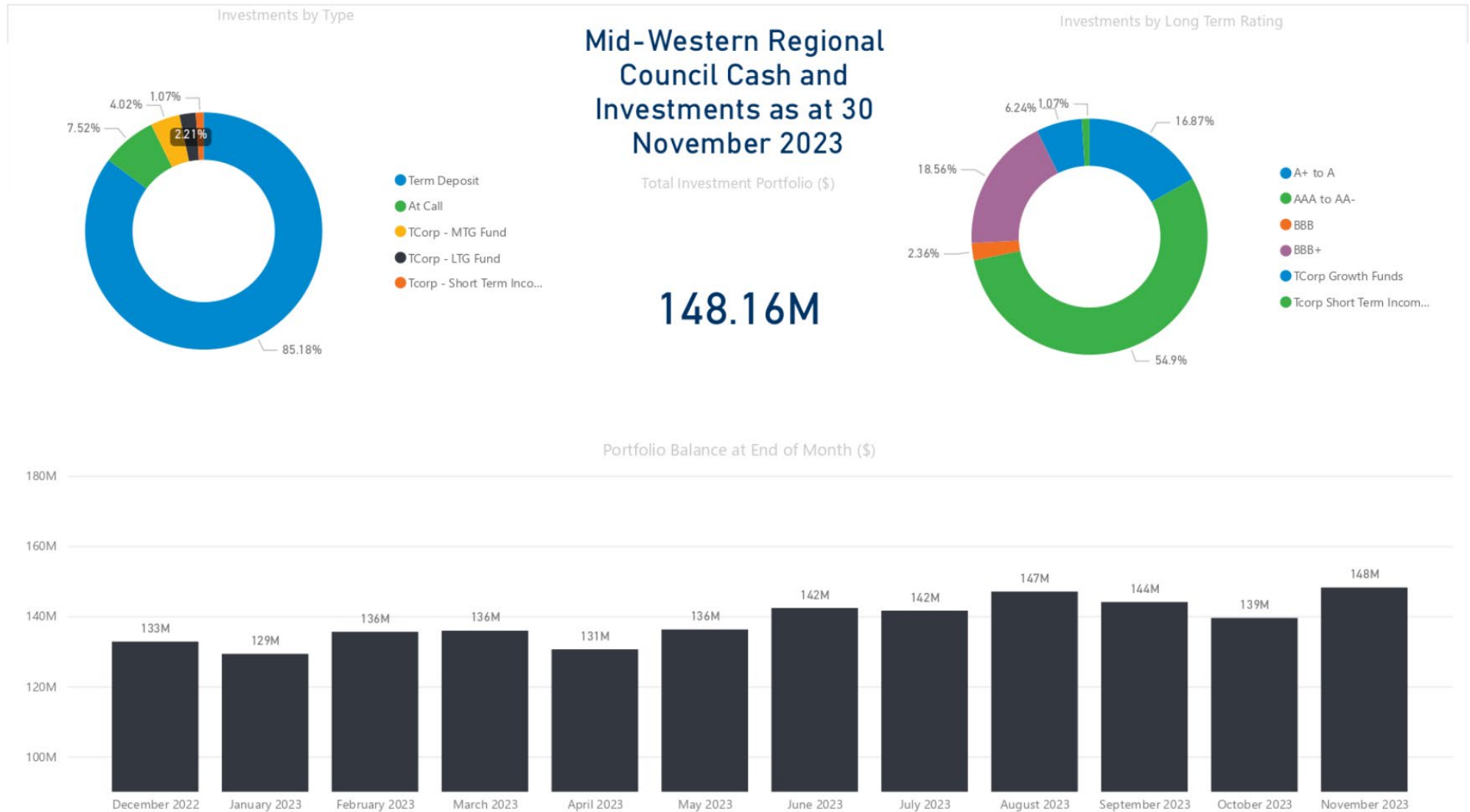
LEONIE VAN OOSTERUM
DIRECTOR CORPORATE SERVICES

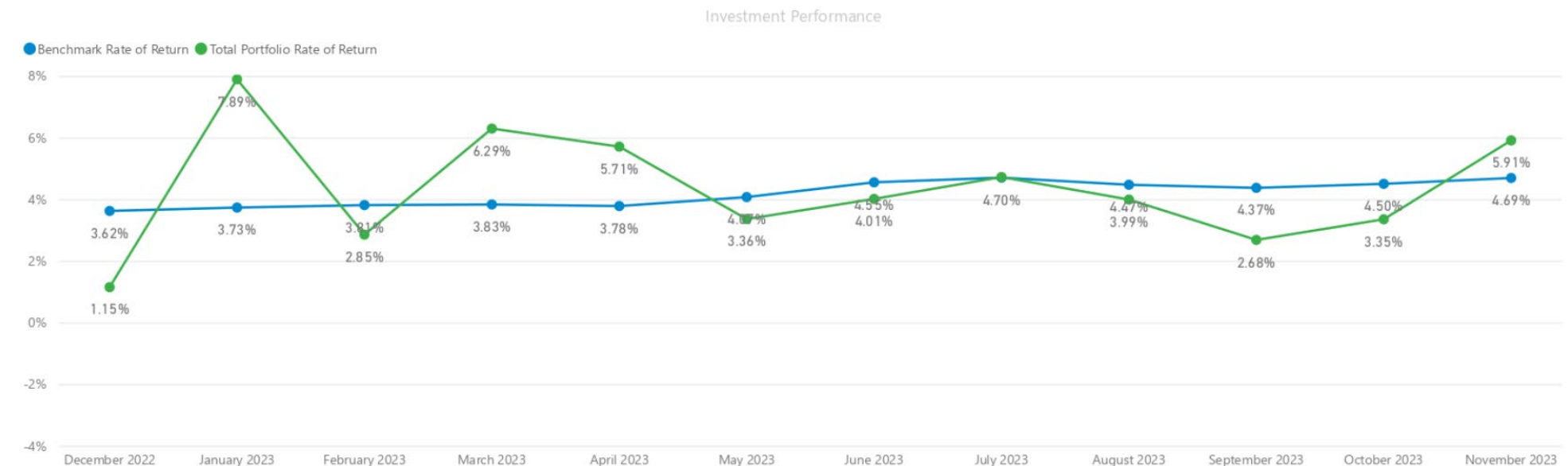

28 November 2023

Attachments: 1. Monthly Statement of Investments as at 30 November 2023.

APPROVED FOR SUBMISSION:

BRAD CAM
GENERAL MANAGER





Investment Portfolio Summary

Term to Maturity	Amount	Actual	Cumulative Actual	Cumulative Minimum	Policy Compliance
Less than 3 months	\$ 42,961,595	29%	29%	20%	OK
Between 3 months and 1 year	\$ 85,700,000	58%	87%	40%	OK
Between 1 year and 2 years	\$ 12,500,000	8%	95%	50%	OK
Between 2 years and 4 years	\$ 7,000,000	5%	100%	85%	OK
More than 5 years	\$ -	0%	100%	0%	OK
Total	\$ 148,161,595				

Long Term Rating	Institution	Policy Limit	Policy Compliance (Institution)	% of Portfolio	Amount
AA-	CBA	40%	OK	17%	\$ 25,900,000
	NAB	40%	OK	19%	\$ 27,939,568
	Westpac	40%	OK	19%	\$ 27,500,000
A+	Macquarie	20%	OK	1%	\$ 1,500,000
A	ING	20%	OK	16%	\$ 23,500,000
	Australian Military Bank	10%	OK	1%	\$ 1,000,000
	Australian Unity Bank Of Bendigo & Adelaide Bank	10%	OK	7%	\$ 10,500,000
	Bank Of Bendigo & Adelaide Bank	10%	OK	8%	\$ 12,000,000
BBB	Bank MyState Bank	10%	OK	1%	\$ 2,000,000
	AMP	5%	OK	2%	\$ 3,500,000
TCorp Growth Funds	TCorp - Long Term Growth Fund	15%	OK	2%	\$ 3,279,672
	TCorp - Medium Term Growth Fund	15%	OK	4%	\$ 5,961,645
	Tcorp - Short Term Income Fund	15%	OK	1%	\$ 1,580,710
Tcorp Short Term Income	Income Fund	15%	OK	1%	\$ 1,580,710
Grand Total				100%	\$ 148,161,595

Long Term Rating Group	Credit Policy Limit	Policy Compliance (SP Group)	% of Portfolio	Amount
AAA to AA-	100%	OK	55%	\$ 81,339,568
BBB+	20%	OK	19%	\$ 27,500,000
BBB	5%	OK	2%	\$ 3,500,000
TCorp Growth Funds	15%	OK	6%	\$ 9,241,317
Tcorp Short Term Income Fund	15%	OK	1%	\$ 1,580,710
A+ to A	50%	OK	17%	\$ 25,000,000
Grand Total			100%	\$ 148,161,595

Monthly Investment Portfolio Activity

The below table shows investments activities of At Call Fund and Managed Funds

Bank Accounts	Opening Balance	Redeemed Balance	Re-invested Balance
NAB (At call account)	4,194,233		11,139,568
TCorp - Cash Fund	-		-
TCorp - Long Term Growth Fund	3,176,415		3,279,672
TCorp - Medium Term Growth Fund	5,844,526		5,961,645
Tcorp - Short Term Income Fund	1,574,025		1,580,710
Total	14,789,199	-	21,961,595

The below table shows matured term deposits

Institution	Yield	Maturity Date	Principal Amount	Total Interest Amount
Australian Unity	4.35%	29/11/2023	2,000,000	125,137
CBA	4.20%	8/11/2023	1,500,000	76,118
Bank Of Queensland	4.25%	22/11/2023	1,000,000	52,164
AMP	4.70%	22/11/2023	1,500,000	47,322
AMP	5.05%	27/11/2023	1,547,322	1,070
Total			7,547,322	301,812

The below table shows new term deposits

Institution	Yield	Maturity Date	Principal Amount	Total Interest Amount
Westpac	5.44%	20/11/2024	1,500,000	84,506
Bank Of Queensland	5.40%	27/11/2024	2,000,000	109,775
AMP	5.05%	27/11/2023	1,547,322	1,070
Australian Unity	5.50%	4/12/2024	2,000,000	111,808
Westpac	5.34%	9/07/2025	2,000,000	172,050
Total			9,047,322	479,211

At Call Fund and Managed Funds

Institution	Yield	Principal Amount	Term to Maturity
NAB	4.50%	\$ 11,139,568	0
TCorp - Long Term Growth	3.00%	\$ 3,279,672	5
TCorp - Medium Term Growth	3.00%	\$ 5,961,645	5
Tcorp - Short Term Income	3.00%	\$ 1,580,710	5
Total		\$ 21,961,595	

Current Term Deposits

Institution	Yield	Term to Maturity	Principal Amount
AMP	5.05%	258	\$ 1,000,000
AMP	4.90%	111	\$ 2,500,000
Australian Military Bank	5.10%	237	\$ 1,000,000
Australian Unity	3.50%	20	\$ 2,000,000
Australian Unity	4.10%	90	\$ 1,500,000
Australian Unity	4.30%	62	\$ 2,000,000
Australian Unity	4.50%	132	\$ 2,000,000
Australian Unity	5.60%	251	\$ 1,000,000
Australian Unity	5.50%	370	\$ 2,000,000
Bank Of Queensland	3.92%	118	\$ 1,000,000
Bank Of Queensland	4.55%	118	\$ 1,500,000
Bank Of Queensland	5.52%	265	\$ 1,500,000
Bank Of Queensland	5.62%	279	\$ 1,500,000
Bank Of Queensland	5.62%	293	\$ 2,000,000
Bank Of Queensland	5.28%	342	\$ 2,500,000
Bank Of Queensland	5.40%	363	\$ 2,000,000
Bendigo & Adelaide Bank	5.30%	258	\$ 2,000,000
CBA	0.72%	188	\$ 2,000,000
CBA	0.77%	286	\$ 1,000,000
CBA	0.85%	328	\$ 2,500,000
CBA	3.05%	146	\$ 2,000,000
CBA	4.15%	209	\$ 2,000,000
CBA	4.47%	13	\$ 2,000,000
CBA	4.52%	181	\$ 1,000,000
CBA	4.55%	6	\$ 2,000,000
CBA	4.63%	202	\$ 4,000,000
CBA	4.76%	48	\$ 1,500,000
CBA	5.05%	97	\$ 3,500,000
CBA	5.36%	321	\$ 2,400,000
ING	4.62%	216	\$ 1,500,000
ING	5.10%	468	\$ 3,500,000
ING	4.57%	314	\$ 2,500,000
ING	4.90%	181	\$ 4,000,000
ING	5.05%	230	\$ 2,000,000
ING	5.52%	41	\$ 4,000,000
ING	5.65%	223	\$ 3,000,000
ING	5.40%	944	\$ 3,000,000
Macquarie	4.50%	41	\$ 1,000,000
Macquarie	4.50%	41	\$ 500,000
MyState Bank	4.90%	167	\$ 2,000,000
NAB	0.80%	272	\$ 1,500,000
NAB	4.49%	384	\$ 2,500,000
NAB	4.45%	300	\$ 2,000,000
NAB	5.30%	244	\$ 2,000,000
NAB	5.22%	307	\$ 1,800,000
NAB	5.15%	153	\$ 1,000,000
NAB	5.22%	335	\$ 2,500,000

Institution	Yield	Principal Amount	Term to Maturity
NAB	5.15%	195 \$	1,500,000
NAB	5.15%	349 \$	2,000,000
Westpac	1.06%	76 \$	2,000,000
Westpac	2.28%	104 \$	1,500,000
Westpac	3.70%	244 \$	2,000,000
Westpac	4.22%	6 \$	1,000,000
Westpac	4.35%	230 \$	1,500,000
Westpac	4.30%	48 \$	1,000,000
Westpac	4.67%	20 \$	1,000,000
Westpac	4.78%	174 \$	2,500,000
Westpac	4.89%	426 \$	2,500,000
Westpac	4.46%	160 \$	1,500,000
Westpac	4.55%	20 \$	1,000,000
Westpac	4.40%	90 \$	1,500,000
Westpac	4.88%	1000 \$	4,000,000
Westpac	5.28%	328 \$	1,000,000
Westpac	5.44%	356 \$	1,500,000
Westpac	5.34%	587 \$	2,000,000
Total			\$ 126,200,000