

9.6 Monthly Statement of Investments as at 31 January 2023

REPORT BY THE FINANCIAL PLANNING COORDINATOR
TO 15 FEBRUARY 2023 ORDINARY MEETING
GOV400103, FIN300053

RECOMMENDATION

That Council:

1. **receive the report by the Financial Planning Coordinator on the Monthly Statement of Investments as at 31 January 2023; and**
2. **note the certification of the Responsible Accounting Officer.**

Executive summary

The purpose of this report is to certify that Council's investments have been made in accordance with legal and policy requirements, provide information on the detail of investments and raise other matters relevant to Council's investment portfolio as required.

Disclosure of Interest

Nil

Detailed report

The attachment to this report provides information on the performance of the portfolio and provides a register of all investments held as at 31 January 2023.

It is noted that at the time of publishing the 31 January report the TCorp managed fund balances were not finalised. These balances may be subject to change.

Community Plan implications

Theme	Good Government
Goal	An effective and efficient organisation
Strategy	Prudently manage risks association with all Council activities

Strategic implications

Council Strategies

Not Applicable

Council Policies

Council's Investments Policy requires a written report each month setting out the entire investment portfolio.

Legislation

As per Clause 212 of the Local Government (General) Regulation 2021 the Responsible Accounting Officer certifies that:

- a) this report sets out details of all money that the Council has invested under Section 625 of the Act; and
- b) all investments have been made in accordance with the Act and the regulations.

Financial implications

Not Applicable

Associated Risks

Not Applicable

AMANDA COVER
FINANCIAL PLANNING COORDINATOR

LEONIE JOHNSON
CHIEF FINANCIAL OFFICER

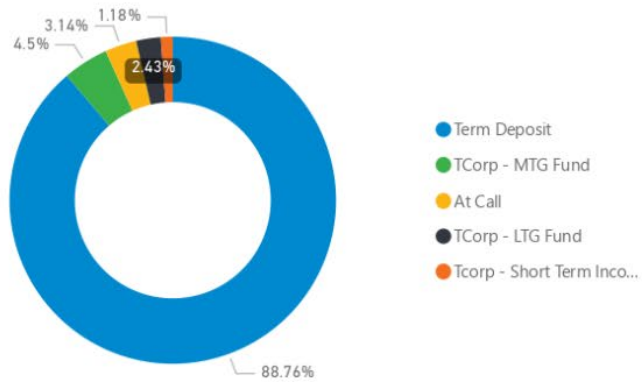
30 January 2023

Attachments: 1. Investment Report January 2023.

APPROVED FOR SUBMISSION:

BRAD CAM
GENERAL MANAGER

Investments by Type

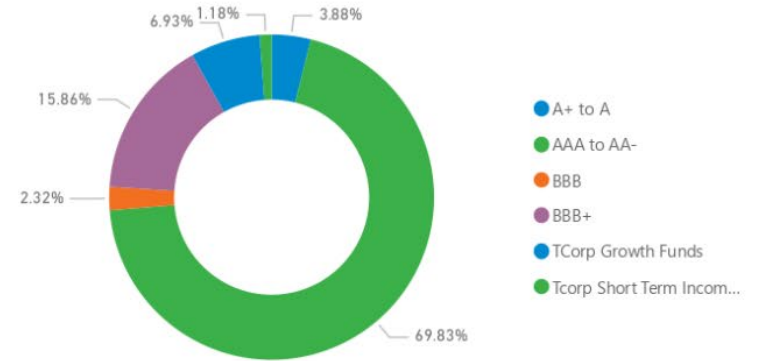


Mid-Western Regional Council Cash and Investments as at 31 January 2023

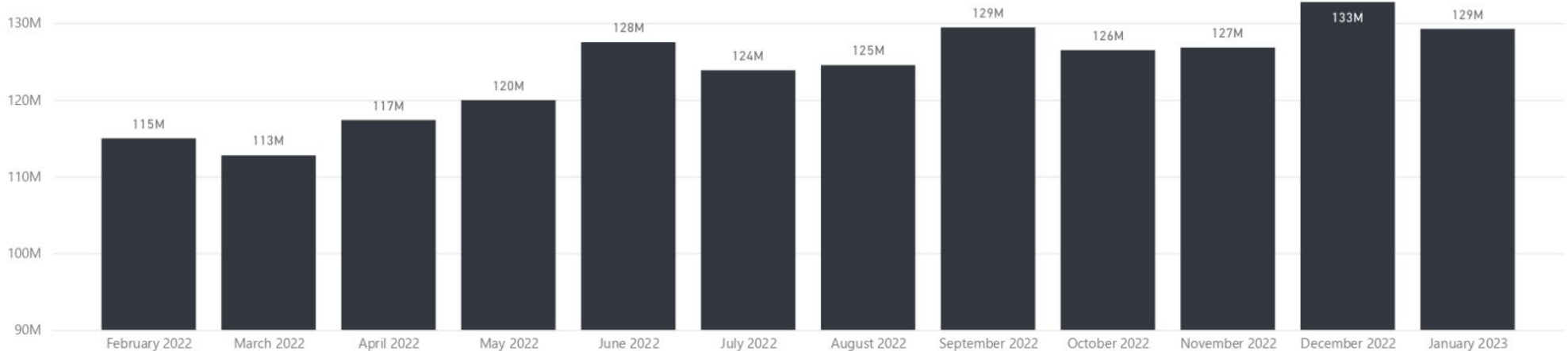
Total Investment Portfolio (\$)

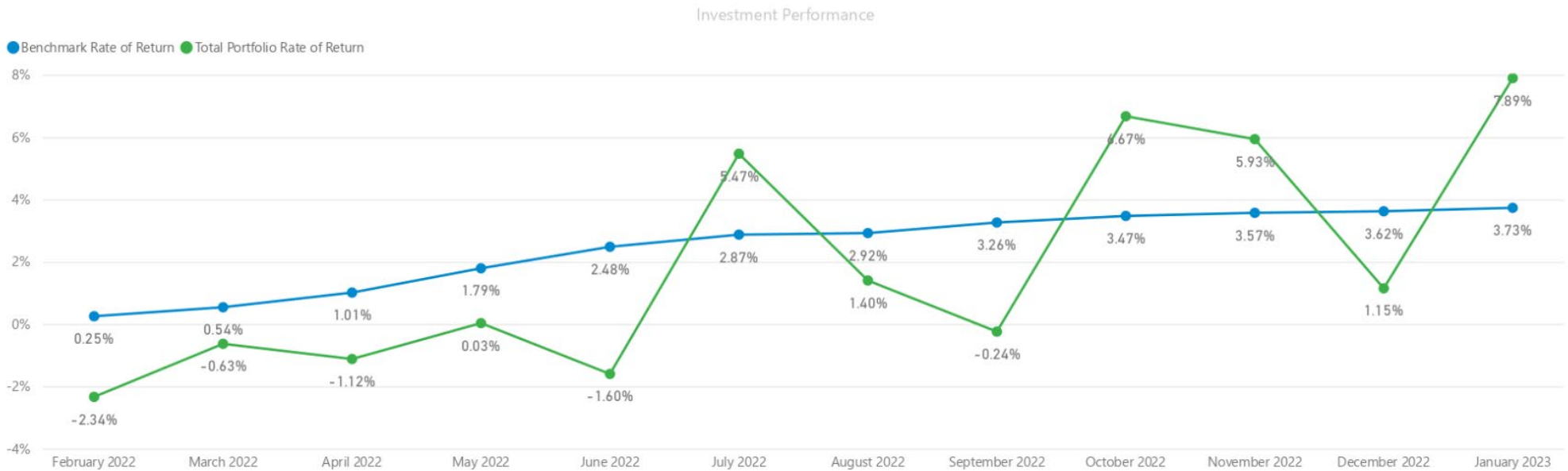
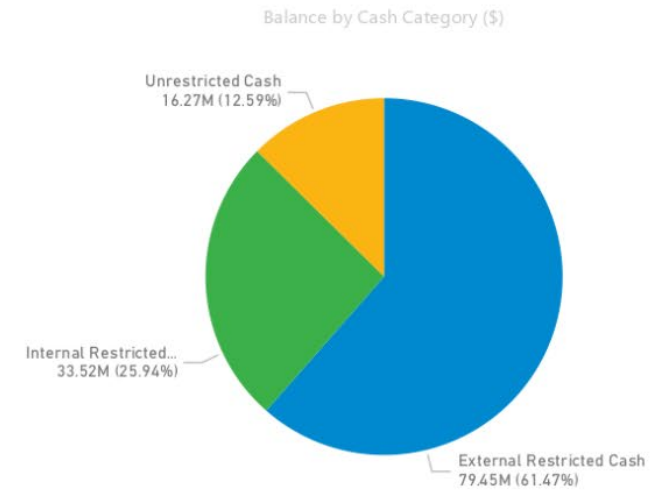
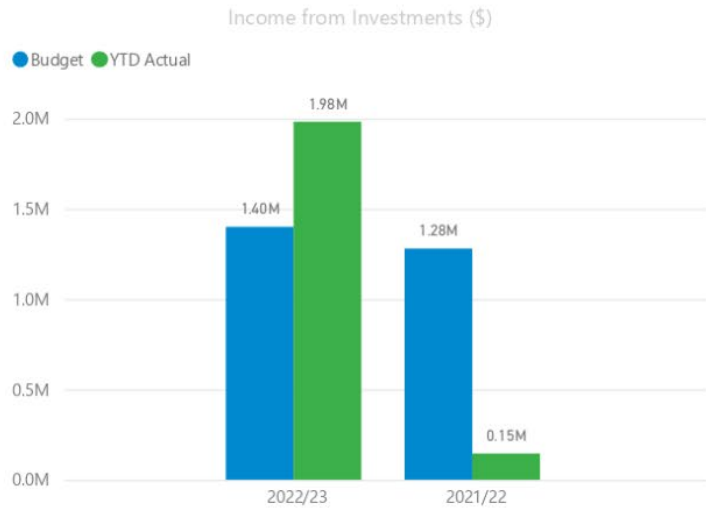
129.25M

Investments by Long Term Rating



Portfolio Balance at End of Month (\$)





At Call Fund and Managed Funds

Institution	Yield	Term to Maturity	Principal	Amount
NAB	3.00%	0	\$	4,053,140
TCorp - Cash Fund	3.00%	1	\$	-
TCorp - Long Term Growth Fund	3.00%	5	\$	3,142,142
TCorp - Medium Term Growth Fund	3.00%	5	\$	5,815,514
Tcorp - Short Term Income Fund	3.00%	5	\$	1,520,406
Total			\$	14,531,203

Current Term Deposits

Institution	Yield	Term to Maturity	Principal	Amount
AMP	1.10%	1	\$	1,500,000
Australian Unity	3.50%	323	\$	2,000,000
Australian Unity	4.35%	302	\$	2,000,000
Australian Unity	4.10%	393	\$	1,500,000
Australian Unity	4.30%	365	\$	2,000,000
Australian Unity	4.50%	435	\$	2,000,000
Bank Of Queensland	1.20%	99	\$	2,000,000
Bank Of Queensland	3.92%	421	\$	1,000,000
Bank Of Queensland	4.25%	295	\$	1,000,000
Bank Of Queensland	4.55%	421	\$	1,500,000
Bank Of Queensland	4.40%	162	\$	4,000,000
CBA	0.72%	491	\$	2,000,000
CBA	0.77%	589	\$	1,000,000
CBA	0.85%	631	\$	2,500,000
CBA	3.68%	127	\$	1,500,000
CBA	0.73%	85	\$	1,500,000
CBA	3.05%	449	\$	2,000,000
CBA	2.63%	253	\$	1,500,000
CBA	2.31%	113	\$	1,500,000
CBA	2.75%	225	\$	1,500,000
CBA	3.15%	120	\$	1,000,000
CBA	4.15%	512	\$	2,000,000
CBA	4.17%	141	\$	1,000,000
CBA	3.94%	148	\$	1,000,000
CBA	3.72%	169	\$	1,500,000
CBA	3.99%	197	\$	1,500,000
CBA	4.20%	281	\$	1,500,000
CBA	4.47%	316	\$	2,000,000
CBA	4.52%	484	\$	1,000,000
CBA	4.55%	309	\$	2,000,000
CBA	4.63%	505	\$	4,000,000
CBA	4.76%	351	\$	1,500,000
Defence Bank	3.20%	120	\$	1,500,000
ING	3.21%	176	\$	1,500,000
Macquarie	1.40%	29	\$	1,014,077
Macquarie	1.15%	57	\$	1,000,000
Macquarie	4.50%	344	\$	1,000,000
Macquarie	4.50%	344	\$	500,000
MyState Bank	4.02%	155	\$	1,500,000
NAB	0.57%	29	\$	1,700,000
NAB	0.65%	148	\$	2,000,000
NAB	0.80%	575	\$	1,500,000

Institution	Yield	Term to Maturity	Principal	Amount
NAB	0.64%	267	\$	3,000,000
NAB	0.70%	239	\$	2,500,000
NAB	0.48%	1	\$	1,000,000
NAB	0.79%	15	\$	1,500,000
NAB	0.85%	57	\$	1,500,000
NAB	0.95%	57	\$	1,500,000
NAB	1.51%	211	\$	2,500,000
NAB	1.21%	85	\$	1,000,000
NAB	4.49%	687	\$	2,500,000
NAB	4.45%	603	\$	2,000,000
Westpac	0.65%	6	\$	2,000,000
Westpac	1.06%	379	\$	2,000,000
Westpac	0.78%	43	\$	1,500,000
Westpac	0.90%	71	\$	2,500,000
Westpac	0.95%	22	\$	2,000,000
Westpac	2.28%	407	\$	1,500,000
Westpac	3.70%	547	\$	2,000,000
Westpac	4.22%	309	\$	1,000,000
Westpac	4.35%	533	\$	1,500,000
Westpac	4.30%	351	\$	1,000,000
Westpac	4.67%	323	\$	1,000,000
Westpac	4.78%	477	\$	2,500,000
Westpac	4.89%	729	\$	2,500,000
Westpac	4.46%	463	\$	1,500,000
Westpac	4.55%	323	\$	1,000,000
Westpac	4.40%	393	\$	1,500,000
Total			\$	114,714,077

Investment Portfolio Summary

Term to Maturity	Amount	Actual	Cumulative Actual	Cumulative Minimum	Policy Compliance
Less than 3 months	\$ 35,745,280	28%	28%	20%	OK
Between 3 months and 1 year	\$ 50,000,000	39%	66%	40%	OK
Between 1 year and 2 years	\$ 43,500,000	34%	100%	50%	OK
Between 2 years and 4 years	\$ -	0%	100%	85%	OK
More than 5 years	\$ -	0%	100%	0%	OK
Total	\$ 129,245,280				

Long Term Rating	Institution	Policy Limit	Policy Compliance (Institution)	% of Portfolio	Amount
AA-	CBA	40%	OK	27%	\$ 35,000,000
	NAB	40%	OK	22%	\$ 28,253,140
	Westpac	40%	OK	21%	\$ 27,000,000
A+	Macquarie	20%	OK	3%	\$ 3,514,077
A	ING	20%	OK	1%	\$ 1,500,000
BBB+	Australian Unity	10%	OK	7%	\$ 9,500,000
	Bank Of	10%	OK	7%	\$ 9,500,000
	MyState Bank	10%	OK	1%	\$ 1,500,000
BBB	AMP	5%	OK	1%	\$ 1,500,000
	Defence Bank	5%	OK	1%	\$ 1,500,000
	TCorp - Long Term				
TCorp Growth Funds	Growth Fund	15%	OK	2%	\$ 3,142,142
	TCorp - Medium				
	Term Growth Fund	15%	OK	4%	\$ 5,815,514
Tcorp Short Term Income	Income Fund	15%	OK	1%	\$ 1,520,406
Grand Total				100%	\$ 129,245,280

Long Term Rating Group	Credit Policy Limit	Policy Compliance (SP Group)	% of Portfolio	Amount
AAA to AA- BBB+	100%	OK	70%	\$ 90,253,140
BBB	20%	OK	16%	\$ 20,500,000
TCorp Growth Funds	5%	OK	2%	\$ 3,000,000
Tcorp Short Term Income	15%	OK	7%	\$ 8,957,657
Fund	15%	OK	1%	\$ 1,520,406
A+ to A	50%	OK	4%	\$ 5,014,077
Grand Total			100%	\$ 129,245,280

Monthly Investment Portfolio Activity

The below table shows investments activities of At Call Fund and Managed Funds

Bank Accounts	Opening Balance	Redeemed Balance	Re-invested Balance
NAB (At call account)	4,314,095		4,053,140
TCorp - Cash Fund	-		-
TCorp - Long Term Growth Fund	3,029,248		3,142,142
TCorp - Medium Term Growth Fund	5,669,846		5,815,514
TCorp - Short Term Income Fund	1,513,897		1,520,406
Total	14,527,087	-	14,531,203

The below table shows matured term deposits

Institution	Yield	Maturity Date	Principal Amount	Total Interest Amount
CBA	0.48%	18/01/2023	2,000,000	13,256
NAB	0.45%	4/01/2023	1,500,000	8,544
Westpac	0.70%	25/01/2023	1,500,000	12,284
Total			5,000,000	34,083

The below table shows new term deposits

Institution	Yield	Maturity Date	Principal Amount	Total Interest Amount
CBA	4.76%	17/01/2024	1,500,000	73,943
Total			1,500,000	73,943