

## 9.2 Monthly Statement of Investments as at 30 November 2022

REPORT BY THE FINANCIAL PLANNING COORDINATOR  
TO 14 DECEMBER 2022 ORDINARY MEETING  
GOV400098, FIN300053

### RECOMMENDATION

#### That Council:

1. **receive the report by the Financial Planning Coordinator on the Monthly Statement of Investments as at 30 November 2022; and**
2. **note the certification of the Responsible Accounting Officer.**

---

### Executive summary

The purpose of this report is to certify that Council's investments have been made in accordance with legal and policy requirements, provide information on the detail of investments and raise other matters relevant to Council's investment portfolio as required.

### Disclosure of Interest

Nil

### Detailed report

The attachment to this report provides information on the performance of the portfolio and provides a register of all investments held as at 30 November 2022.

### Community Plan implications

<b>Theme</b>	<b>Good Government</b>
Goal	An effective and efficient organisation
Strategy	Prudently manage risks association with all Council activities

### Strategic implications

#### Council Strategies

Not Applicable

#### Council Policies

Council's Investments Policy requires a written report each month setting out the entire investment portfolio.

#### Legislation

As per Clause 212 of the Local Government (General) Regulation 2021 the Responsible Accounting Officer certifies that:

- a) this report sets out details of all money that the Council has invested under Section 625 of the Act; and
- b) all investments have been made in accordance with the Act and the regulations.

## Financial implications

Not Applicable

## Associated Risks

Not Applicable

AMANDA COVER  
FINANCIAL PLANNING COORDINATOR

LEONIE JOHNSON  
CHIEF FINANCIAL OFFICER

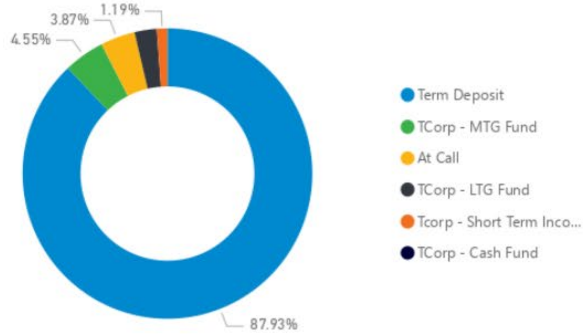
30 November 2022

*Attachments:* 1. Investment Report November 2022.

### APPROVED FOR SUBMISSION:

BRAD CAM  
GENERAL MANAGER

Investments by Type

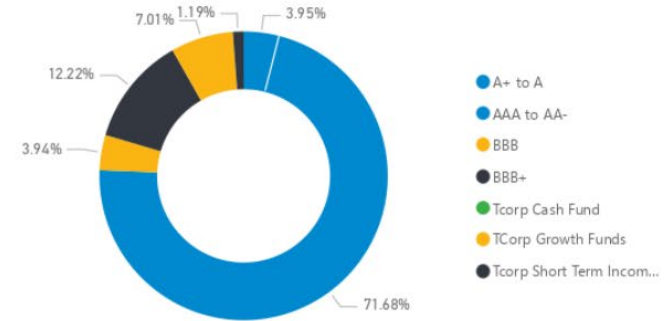


### Mid-Western Regional Council Cash and Investments as at 30 November 2022

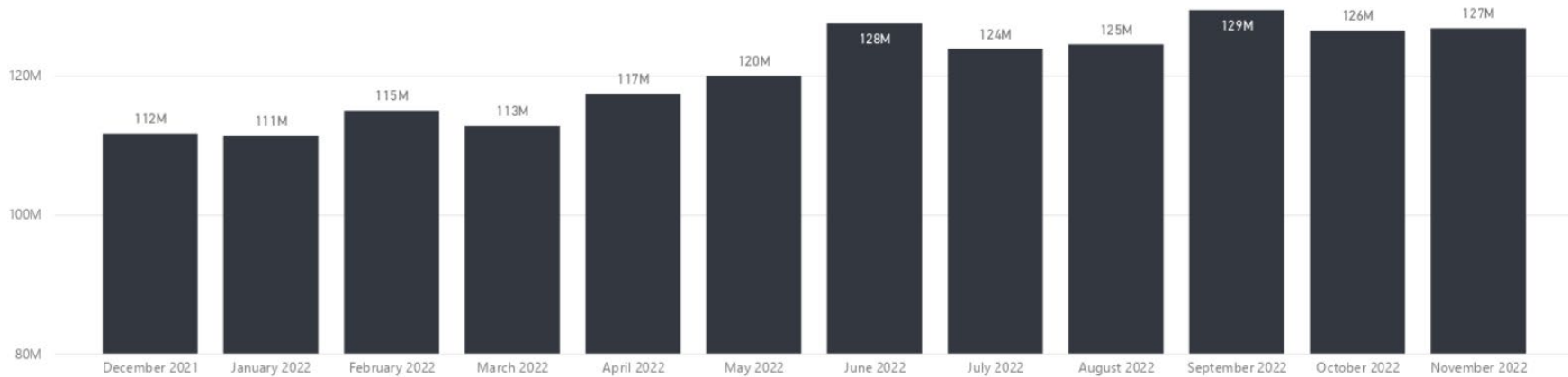
Total Investment Portfolio (\$)

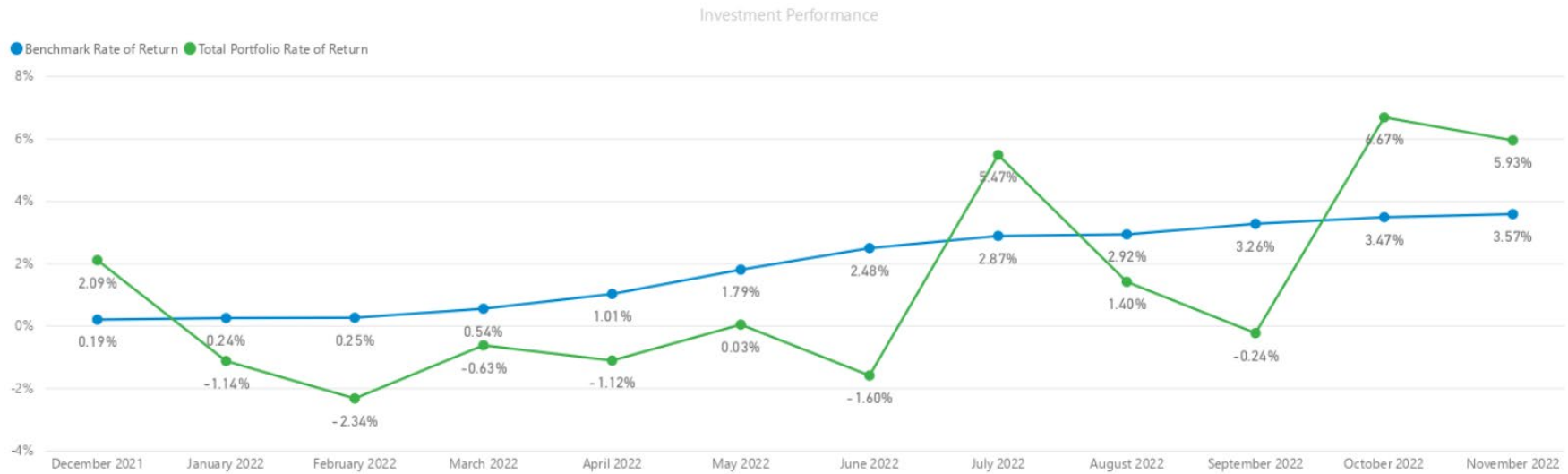
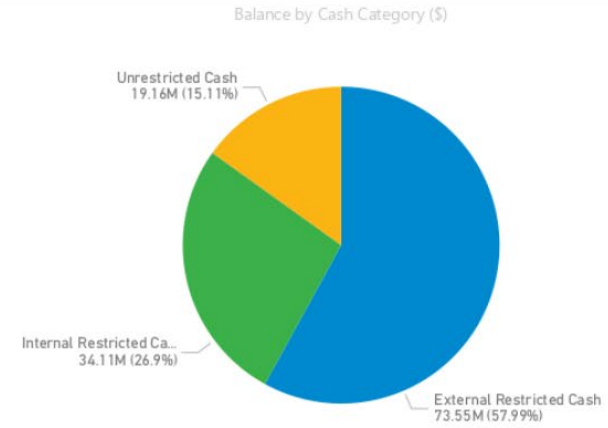
126.82M

Investments by Long Term Rating



Portfolio Balance at End of Month (\$)





Investment Portfolio Summary

Term to Maturity	Amount	Actual	Cumulative Actual	Cumulative Minimum	Policy Compliance
Less than 3 months	\$ 36,601,812	29%	29%	20%	OK
Between 3 months and 1 year	\$ 46,214,077	36%	65%	40%	OK
Between 1 year and 2 years	\$ 39,000,000	31%	96%	50%	OK
Between 2 years and 4 years	\$ 5,000,000	4%	100%	85%	OK
More than 5 years	\$ -	0%	100%	0%	OK
<b>Total</b>	<b>\$ 126,815,889</b>				

Long Term Rating	Institution	Policy Limit	Policy Compliance (Institution)	% of Portfolio	Amount
AA-	CBA	40%	OK	22%	\$ 28,000,000
	NAB	40%	OK	27%	\$ 34,401,963
	Westpac	40%	OK	22%	\$ 28,500,000
A+	Macquarie	20%	OK	3%	\$ 3,514,077
A	ING	20%	OK	1%	\$ 1,500,000
BBB+	Australian Unity	10%	OK	6%	\$ 7,500,000
	Bank Of	10%	OK	5%	\$ 6,500,000
	MyState Bank	10%	OK	1%	\$ 1,500,000
BBB	AMP	5%	OK	3%	\$ 3,500,000
	Defence Bank	5%	OK	1%	\$ 1,500,000
Tcorp Cash Fund	TCorp - Cash Fund	30%	OK	0%	\$ -
	TCorp - Long Term				
TCorp Growth Funds	Growth Fund	15%	OK	2%	\$ 3,124,872
	TCorp - Medium				
	Term Growth Fund	15%	OK	5%	\$ 5,765,829
Tcorp Short Term Income	Income Fund	15%	OK	1%	\$ 1,509,148
<b>Grand Total</b>				<b>100%</b>	<b>\$ 126,815,889</b>

Long Term Rating Group	Credit Policy Limit	Policy Compliance (SP Group)	% of Portfolio	Amount
AAA to AA-	100%	OK	72%	\$ 90,901,963
BBB+	20%	OK	12%	\$ 15,500,000
BBB	5%	OK	4%	\$ 5,000,000
Tcorp Cash Fund	30%	OK	0%	\$ -
TCorp Growth Funds	15%	OK	7%	\$ 8,890,701
Tcorp Short Term Income Fund	15%	OK	1%	\$ 1,509,148
A+ to A	50%	OK	4%	\$ 5,014,077
<b>Grand Total</b>			<b>100%</b>	<b>\$ 126,815,889</b>

**Monthly Investment Portfolio Activity**

The below table shows investments activities of At Call Fund and Managed Funds

Bank Accounts	Opening Balance	Redeemed Balance	Re-invested Balance
NAB (At call account)	3,747,135		4,901,963
TCorp - Cash Fund	-		-
TCorp - Long Term Growth Fund	3,038,938		3,124,872
TCorp - Medium Term Growth Fund	5,672,388		5,765,829
Tcorp - Short Term Income Fund	1,503,447		1,509,148
<b>Total</b>	<b>13,961,908</b>	<b>-</b>	<b>15,301,812</b>

The below table shows matured term deposits

Institution	Yield	Maturity Date	Principal Amount	Total Interest Amount
Westpac	2.84%	7/11/2022	2,000,000	14,634
Bank Of Queensland	0.50%	9/11/2022	1,500,000	9,637
NAB	0.45%	23/11/2022	1,500,000	8,932
AMP	1.00%	24/11/2022	2,000,000	19,562
NAB	0.68%	30/11/2022	1,000,000	5,999
NAB	0.75%	30/11/2022	1,000,000	5,753
<b>Total</b>			<b>9,000,000</b>	<b>64,517</b>

The below table shows new term deposits

Institution	Yield	Maturity Date	Principal Amount	Total Interest Amount
Westpac	0.65%	6/02/2023	2,000,000	3,241
Westpac	4.55%	20/12/2023	1,000,000	50,611
Westpac	4.40%	28/02/2024	1,500,000	83,540
Bank Of Queensland	4.55%	27/03/2024	1,500,000	90,314
AMP	4.30%	5/12/2022	2,000,000	2,356
<b>Total</b>			<b>8,000,000</b>	<b>230,062</b>

**At Call Fund and Managed Funds**

Institution	Yield	Term to Maturity	Principal Amount
NAB	3.00%	0	\$ 4,901,963
TCorp - Cash Fund	3.00%	1	\$ -
TCorp - Long Term Gr	3.00%	5	\$ 3,124,872
TCorp - Medium Term	3.00%	5	\$ 5,765,829
Tcorp - Short Term Inc	3.00%	5	\$ 1,509,148
<b>Total</b>			<b>\$ 15,301,812</b>

**Current Term Deposits**

Institution	Yield	Term to Maturity	Principal Amount
AMP	1.10%	63	\$ 1,500,000
AMP	4.30%	5	\$ 2,000,000
Australian Unity	3.50%	385	\$ 2,000,000
Australian Unity	4.35%	364	\$ 2,000,000
Australian Unity	4.10%	455	\$ 1,500,000
Australian Unity	4.30%	427	\$ 2,000,000
Bank Of Queensland	0.85%	21	\$ 1,000,000
Bank Of Queensland	1.20%	161	\$ 2,000,000
Bank Of Queensland	3.92%	483	\$ 1,000,000
Bank Of Queensland	4.25%	357	\$ 1,000,000
Bank Of Queensland	4.55%	483	\$ 1,500,000
CBA	0.72%	553	\$ 2,000,000
CBA	0.77%	651	\$ 1,000,000
CBA	0.47%	21	\$ 1,500,000
CBA	0.85%	693	\$ 2,500,000
CBA	0.48%	49	\$ 2,000,000
CBA	0.73%	147	\$ 1,500,000
CBA	3.05%	511	\$ 2,000,000
CBA	2.63%	315	\$ 1,500,000
CBA	2.31%	175	\$ 1,500,000
CBA	2.75%	287	\$ 1,500,000
CBA	3.15%	182	\$ 1,000,000
CBA	4.15%	574	\$ 2,000,000
CBA	3.68%	189	\$ 1,500,000
CBA	4.17%	203	\$ 1,000,000
CBA	3.94%	210	\$ 1,000,000
CBA	3.72%	231	\$ 1,500,000
CBA	3.99%	259	\$ 1,500,000
CBA	4.20%	343	\$ 1,500,000
Defence Bank	3.20%	182	\$ 1,500,000
ING	3.21%	238	\$ 1,500,000
Macquarie	1.40%	91	\$ 1,014,077
Macquarie	1.15%	119	\$ 1,000,000
Macquarie	4.50%	406	\$ 1,000,000
Macquarie	4.50%	406	\$ 500,000
MyState Bank	4.20%	217	\$ 1,500,000
NAB	0.57%	91	\$ 1,700,000
NAB	0.65%	210	\$ 2,000,000
NAB	0.51%	22	\$ 1,800,000
NAB	0.45%	7	\$ 2,000,000
NAB	0.80%	637	\$ 1,500,000
NAB	0.64%	329	\$ 3,000,000

Institution	Yield	Term to Maturity	Principal Amount
NAB	0.45%	35	\$ 1,500,000
NAB	0.70%	301	\$ 2,500,000
NAB	0.48%	63	\$ 1,000,000
NAB	0.79%	77	\$ 1,500,000
NAB	0.85%	119	\$ 1,500,000
NAB	0.95%	119	\$ 1,500,000
NAB	1.51%	273	\$ 2,500,000
NAB	1.21%	147	\$ 1,000,000
NAB	4.49%	749	\$ 2,500,000
NAB	4.45%	665	\$ 2,000,000
Westpac	0.65%	68	\$ 2,000,000
Westpac	1.06%	441	\$ 2,000,000
Westpac	0.70%	56	\$ 1,500,000
Westpac	0.78%	105	\$ 1,500,000
Westpac	0.90%	133	\$ 2,500,000
Westpac	0.95%	84	\$ 2,000,000
Westpac	2.28%	469	\$ 1,500,000
Westpac	3.70%	609	\$ 2,000,000
Westpac	4.22%	371	\$ 1,000,000
Westpac	4.35%	595	\$ 1,500,000
Westpac	4.30%	413	\$ 1,000,000
Westpac	4.67%	385	\$ 1,000,000
Westpac	4.78%	539	\$ 2,500,000
Westpac	4.89%	791	\$ 2,500,000
Westpac	4.46%	525	\$ 1,500,000
Westpac	4.55%	385	\$ 1,000,000
Westpac	4.40%	455	\$ 1,500,000
<b>Total</b>			<b>\$ 111,514,077</b>