

## 9.6 Monthly Statement of Investments as at 31 October 2022

REPORT BY THE FINANCIAL PLANNING COORDINATOR  
TO 16 NOVEMBER 2022 ORDINARY MEETING  
GOV400098, FIN300053

### RECOMMENDATION

#### That Council:

1. **receive the report by the Financial Planning Coordinator on the Monthly Statement of Investments as at 31 October 2022; and**
2. **note the certification of the Responsible Accounting Officer.**

---

### Executive summary

The purpose of this report is to certify that Council's investments have been made in accordance with legal and policy requirements, provide information on the detail of investments and raise other matters relevant to Council's investment portfolio as required.

### Disclosure of Interest

Nil

### Detailed report

The attachment to this report provides information on the performance of the portfolio and provides a register of all investments held as at 31 October 2022.

### Community Plan implications

<b>Theme</b>	<b>Good Government</b>
Goal	An effective and efficient organisation
Strategy	Prudently manage risks association with all Council activities

### Strategic implications

#### Council Strategies

Not Applicable

#### Council Policies

Council's Investments Policy requires a written report each month setting out the entire investment portfolio.

#### Legislation

As per Clause 212 of the Local Government (General) Regulation 2021 the Responsible Accounting Officer certifies that:

- a) this report sets out details of all money that the Council has invested under Section 625 of the Act; and
- b) all investments have been made in accordance with the Act and the regulations.

## Financial implications

Not Applicable

## Associated Risks

Not Applicable

AMANDA COVER  
FINANCIAL PLANNING COORDINATOR

NEIL BUNGATE  
ACTING CHIEF FINANCIAL OFFICER

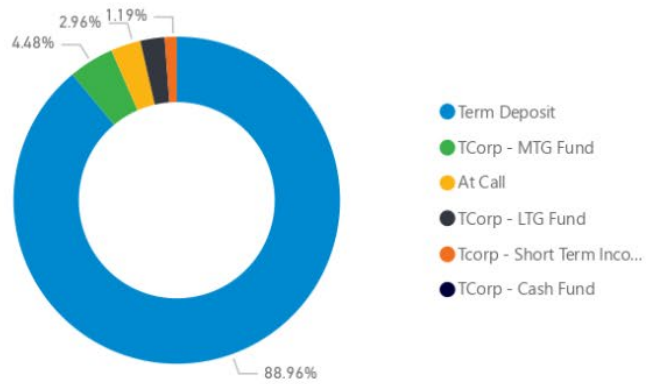
4 November 2022

*Attachments:* 1. Investment Report - October 2022.

### APPROVED FOR SUBMISSION:

BRAD CAM  
GENERAL MANAGER

Investments by Type

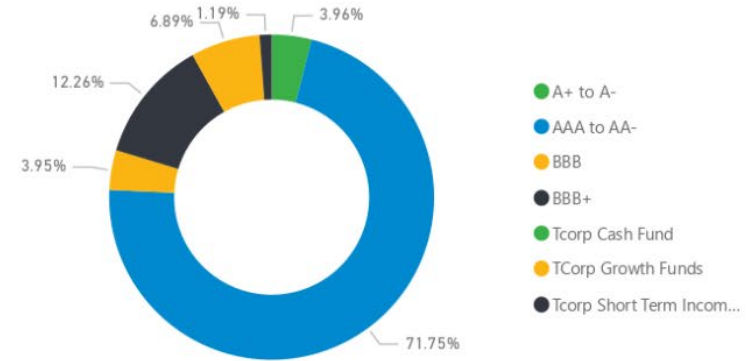


## Mid-Western Regional Council Cash and Investments as at 31 October 2022

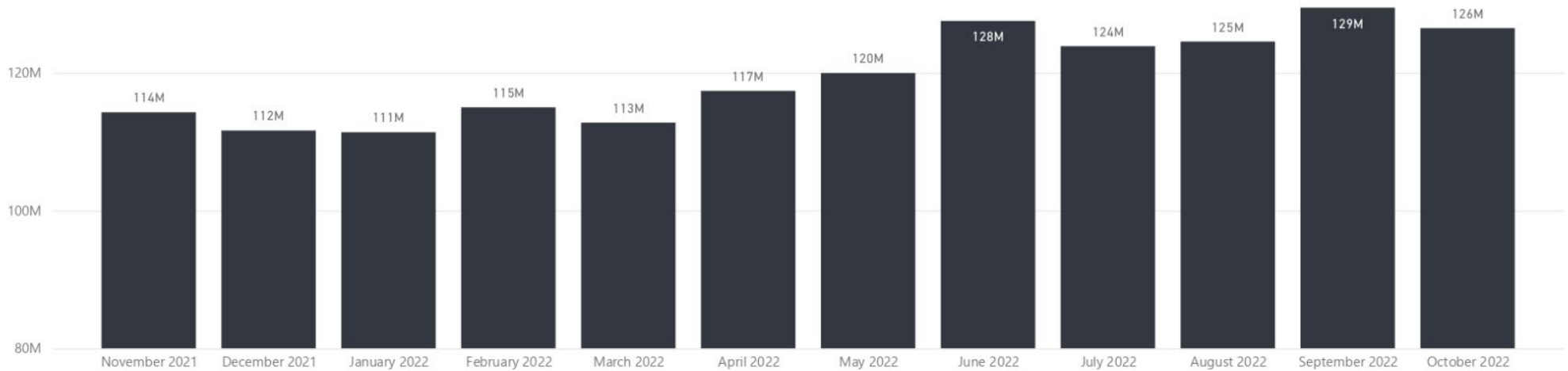
Total Investment Portfolio (\$)

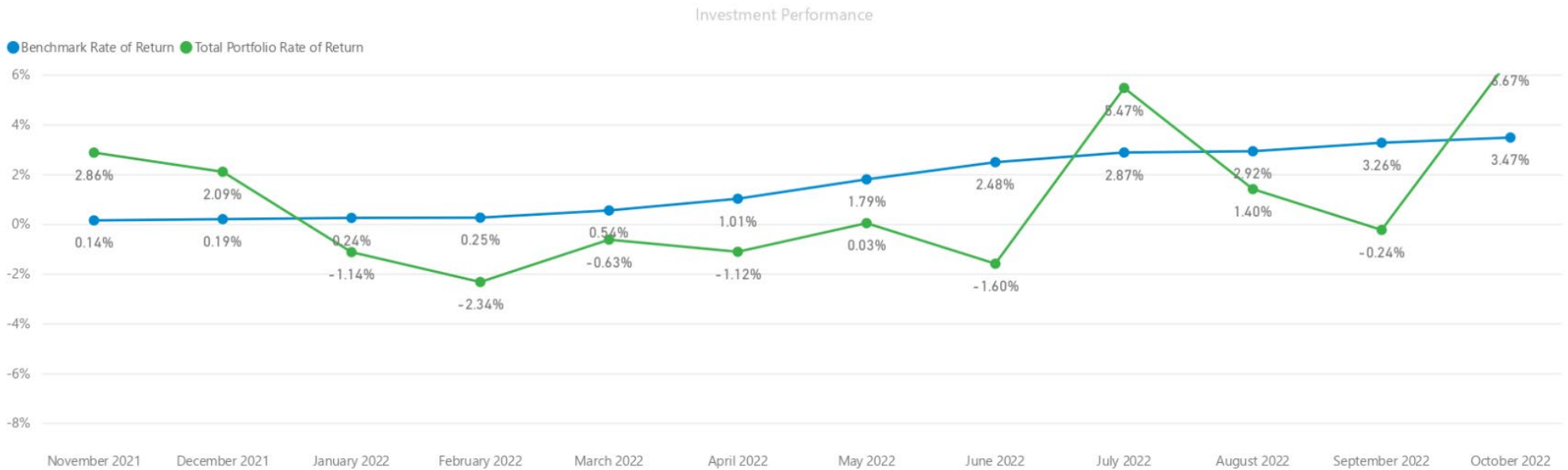
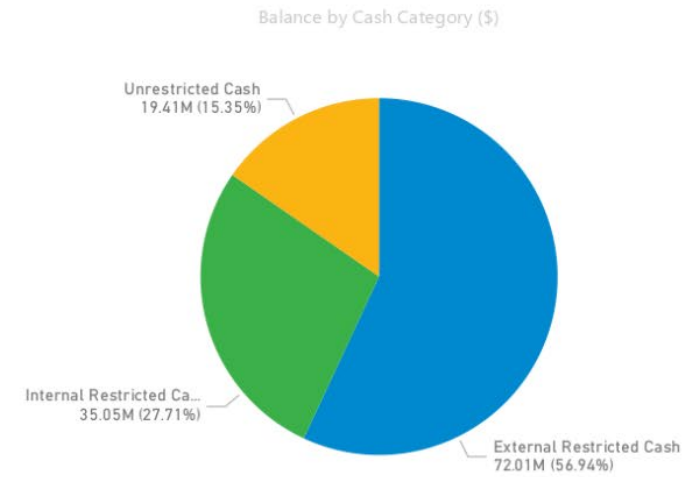
126.48M

Investments by Long Term Rating



Portfolio Balance at End of Month (\$)





**At Call Fund and Managed Funds**

Institution	Yield	Term to Maturity	Principal	Amount
NAB	2.75%	0	\$	3,747,135
TCorp - Cash Fund	3.00%	1	\$	-
TCorp - Long Term Growth Fund	3.00%	5	\$	3,038,938
TCorp - Medium Term Growth Fund	3.00%	5	\$	5,672,388
Tcorp - Short Term Income Fund	3.00%	5	\$	1,503,447
<b>Total</b>			<b>\$</b>	<b>13,961,908</b>

**Current Term Deposits**

Institution	Yield	Term to Maturity	Principal	Amount
AMP	1.00%	24	\$	2,000,000
AMP	1.10%	93	\$	1,500,000
Australian Unity	3.50%	415	\$	2,000,000
Australian Unity	4.35%	394	\$	2,000,000
Australian Unity	4.10%	485	\$	1,500,000
Australian Unity	4.30%	457	\$	2,000,000
Bank Of Queensland	0.50%	9	\$	1,500,000
Bank Of Queensland	0.85%	51	\$	1,000,000
Bank Of Queensland	1.20%	191	\$	2,000,000
Bank Of Queensland	3.92%	513	\$	1,000,000
Bank Of Queensland	4.25%	387	\$	1,000,000
CBA	0.72%	583	\$	2,000,000
CBA	0.77%	681	\$	1,000,000
CBA	0.47%	51	\$	1,500,000
CBA	0.85%	723	\$	2,500,000
CBA	0.48%	79	\$	2,000,000
CBA	0.73%	177	\$	1,500,000
CBA	3.05%	541	\$	2,000,000
CBA	2.63%	345	\$	1,500,000
CBA	2.31%	205	\$	1,500,000
CBA	2.75%	317	\$	1,500,000
CBA	3.15%	212	\$	1,000,000
CBA	4.15%	604	\$	2,000,000
CBA	3.68%	219	\$	1,500,000
CBA	4.17%	233	\$	1,000,000
CBA	3.94%	240	\$	1,000,000
CBA	3.72%	261	\$	1,500,000
CBA	3.99%	289	\$	1,500,000
CBA	4.20%	373	\$	1,500,000
Defence Bank	3.20%	212	\$	1,500,000
ING	3.21%	268	\$	1,500,000
Macquarie	1.40%	121	\$	1,014,077
Macquarie	1.15%	149	\$	1,000,000
Macquarie	4.50%	436	\$	1,000,000
Macquarie	4.50%	436	\$	500,000
MyState Bank	4.20%	247	\$	1,500,000
NAB	0.57%	121	\$	1,700,000
NAB	0.65%	240	\$	2,000,000
NAB	0.51%	52	\$	1,800,000
NAB	0.45%	23	\$	1,500,000
NAB	0.45%	37	\$	2,000,000
NAB	0.80%	667	\$	1,500,000

Institution	Yield	Term to Maturity	Principal	Amount
NAB	0.64%	359	\$	3,000,000
NAB	0.45%	65	\$	1,500,000
NAB	0.70%	331	\$	2,500,000
NAB	0.48%	93	\$	1,000,000
NAB	0.79%	107	\$	1,500,000
NAB	0.68%	30	\$	1,000,000
NAB	0.85%	149	\$	1,500,000
NAB	0.75%	30	\$	1,000,000
NAB	0.95%	149	\$	1,500,000
NAB	1.51%	303	\$	2,500,000
NAB	1.21%	177	\$	1,000,000
NAB	4.49%	779	\$	2,500,000
NAB	4.45%	695	\$	2,000,000
Westpac	0.65%	7	\$	2,000,000
Westpac	1.06%	471	\$	2,000,000
Westpac	0.70%	86	\$	1,500,000
Westpac	0.78%	135	\$	1,500,000
Westpac	0.90%	163	\$	2,500,000
Westpac	0.95%	114	\$	2,000,000
Westpac	2.28%	499	\$	1,500,000
Westpac	3.70%	639	\$	2,000,000
Westpac	4.22%	401	\$	1,000,000
Westpac	4.35%	625	\$	1,500,000
Westpac	4.30%	443	\$	1,000,000
Westpac	4.67%	415	\$	1,000,000
Westpac	4.78%	569	\$	2,500,000
Westpac	4.89%	821	\$	2,500,000
Westpac	4.46%	555	\$	1,500,000
<b>Total</b>			<b>\$</b>	<b>112,514,077</b>

Investment Portfolio Summary

Term to Maturity	Amount	Actual	Cumulative Actual	Cumulative Minimum	Policy Compliance
Less than 3 months	\$ 34,261,908	27%	27%	20%	OK
Between 3 months and 1 year	\$ 47,714,077	38%	65%	40%	OK
Between 1 year and 2 years	\$ 39,500,000	31%	96%	50%	OK
Between 2 years and 4 years	\$ 5,000,000	4%	100%	85%	OK
More than 5 years	\$ -	0%	100%	0%	OK
<b>Total</b>	<b>\$ 126,475,985</b>				

Long Term Rating	Institution	Policy Limit	Policy Compliance (Institution)	% of Portfolio	Amount
<b>AA-</b>	<b>CBA</b>	40%	OK	22%	\$ 28,000,000
	<b>NAB</b>	40%	OK	29%	\$ 36,747,135
	<b>Westpac</b>	40%	OK	21%	\$ 26,000,000
<b>A+</b>	<b>Macquarie</b>	20%	OK	3%	\$ 3,514,077
<b>A</b>	<b>ING</b>	20%	OK	1%	\$ 1,500,000
<b>BBB+</b>	<b>Australian Unity</b>	10%	OK	6%	\$ 7,500,000
	<b>Bank Of Queensland</b>	10%	OK	5%	\$ 6,500,000
	<b>MyState Bank</b>	10%	OK	1%	\$ 1,500,000
<b>BBB</b>	<b>AMP</b>	5%	OK	3%	\$ 3,500,000
	<b>Defence Bank</b>	5%	OK	1%	\$ 1,500,000
<b>Tcorp Cash Fund</b>	<b>TCorp - Cash Fund</b>	30%	OK	0%	\$ -
<b>TCorp Growth Funds</b>	<b>TCorp - Long Term Growth Fund</b>	15%	OK	2%	\$ 3,038,938
	<b>TCorp - Medium Term Growth Fund</b>	15%	OK	4%	\$ 5,672,388
	<b>Tcorp - Short Term</b>				
<b>Tcorp Short Term Income</b>	<b>Income Fund</b>	15%	OK	1%	\$ 1,503,447
<b>Grand Total</b>				<b>100%</b>	<b>\$ 126,475,985</b>

Long Term Rating Group	Credit Policy Limit	Policy Compliance (SP Group)	% of Portfolio	Amount
<b>AAA to AA-</b>	<b>100%</b>	<b>OK</b>	72%	\$ 90,747,135
<b>A+ to A-</b>	<b>50%</b>	<b>OK</b>	4%	\$ 5,014,077
<b>BBB+</b>	<b>20%</b>	<b>OK</b>	12%	\$ 15,500,000
<b>BBB</b>	<b>10%</b>	<b>OK</b>	4%	\$ 5,000,000
<b>Tcorp Cash Fund</b>	<b>30%</b>	<b>OK</b>	0%	\$ -
<b>TCorp Growth Funds</b>	<b>15%</b>	<b>OK</b>	7%	\$ 8,711,327
<b>Tcorp Short Term Income Fund</b>	<b>15%</b>	<b>OK</b>	1%	\$ 1,503,447
<b>Grand Total</b>			<b>100%</b>	<b>\$ 126,475,985</b>

**Monthly Investment Portfolio Activity**

The below table shows investments activities of At Call Fund and Managed Funds

Bank Accounts	Opening Balance	Redeemed Balance	Re-invested Balance
NAB (At call account)	4,447,585		3,747,135
TCorp - Cash Fund	-		-
TCorp - Long Term Growth Fund	2,925,212		3,038,938
TCorp - Medium Term Growth Fund	5,555,951		5,672,388
TCorp - Short Term Income Fund	1,499,007		1,503,447
<b>Total</b>	<b>14,427,755</b>	<b>-</b>	<b>13,961,908</b>

The below table shows matured term deposits

Institution	Yield	Maturity Date	Principal Amount	Total Interest Amount
NAB	0.70%	12/10/2022	1,000,000	13,962
CBA	0.50%	26/10/2022	1,500,000	9,945
CBA	0.47%	26/10/2022	1,000,000	5,679
Judobank	0.90%	26/10/2022	1,000,000	8,975
Judobank	1.01%	12/10/2022	1,000,000	9,298
<b>Total</b>			<b>5,500,000</b>	<b>47,858</b>

The below table shows new term deposits

Institution	Yield	Maturity Date	Principal Amount	Total Interest Amount
Macquarie	4.50%	10/01/2024	1,000,000	56,959
Macquarie	4.50%	10/01/2024	500,000	28,479
Westpac	4.46%	8/05/2024	1,500,000	105,207
<b>Total</b>			<b>3,000,000</b>	<b>190,645</b>