

9.5 Monthly Statement of Investments as at 30 September 2022

REPORT BY THE FINANCIAL PLANNING COORDINATOR
TO 19 OCTOBER 2022 ORDINARY MEETING
GOV400098, FIN300053

RECOMMENDATION

That Council:

1. **receive the report by the Financial Planning Coordinator on the Monthly Statement of Investments as at 30 September 2022; and**
2. **note the certification of the Responsible Accounting Officer.**

Executive summary

The purpose of this report is to certify that Council's investments have been made in accordance with legal and policy requirements, provide information on the detail of investments and raise other matters relevant to Council's investment portfolio as required.

Disclosure of Interest

Nil

Detailed report

The attachment to this report provides information on the performance of the portfolio and provides a register of all investments held as at 30 September 2022.

Community Plan implications

Theme	Good Government
Goal	An effective and efficient organisation
Strategy	Prudently manage risks association with all Council activities

Strategic implications

Council Strategies

Not Applicable

Council Policies

Council's Investments Policy requires a written report each month setting out the entire investment portfolio.

Legislation

As per Clause 212 of the Local Government (General) Regulation 2005 the Responsible Accounting Officer certifies that:

- a) this report sets out details of all money that the Council has invested under Section 625 of the Act; and
- b) all investments have been made in accordance with the Act and the regulations.

Financial implications

Not Applicable

Associated Risks

Not Applicable

AMANDA COVER
FINANCIAL PLANNING COORDINATOR

NEIL BUNGATE
ACTING CHIEF FINANCIAL OFFICER

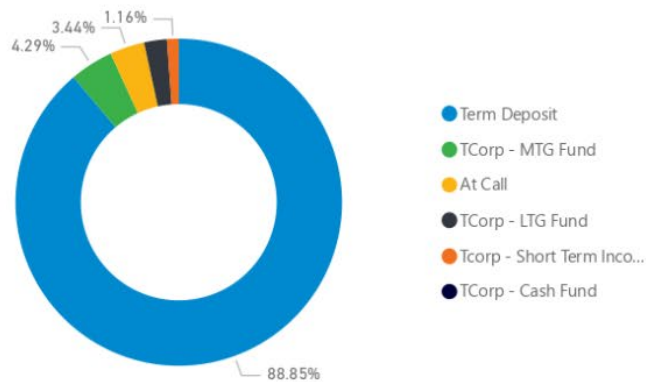
27 September 2022

Attachments: 1. Investment Report - September 2022.

APPROVED FOR SUBMISSION:

BRAD CAM
GENERAL MANAGER

Investments by Type

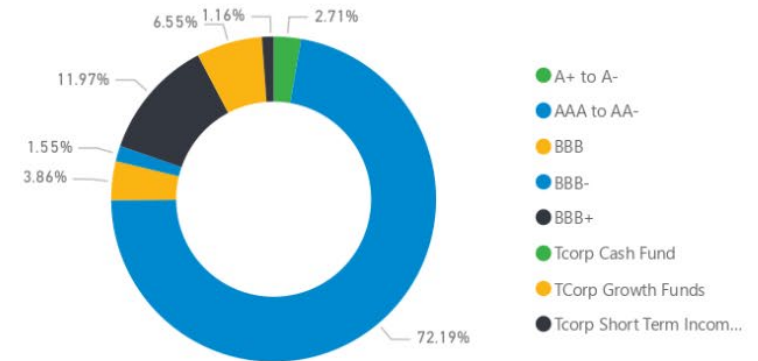


Mid-Western Regional Council Cash and Investments as at 30 September 2022

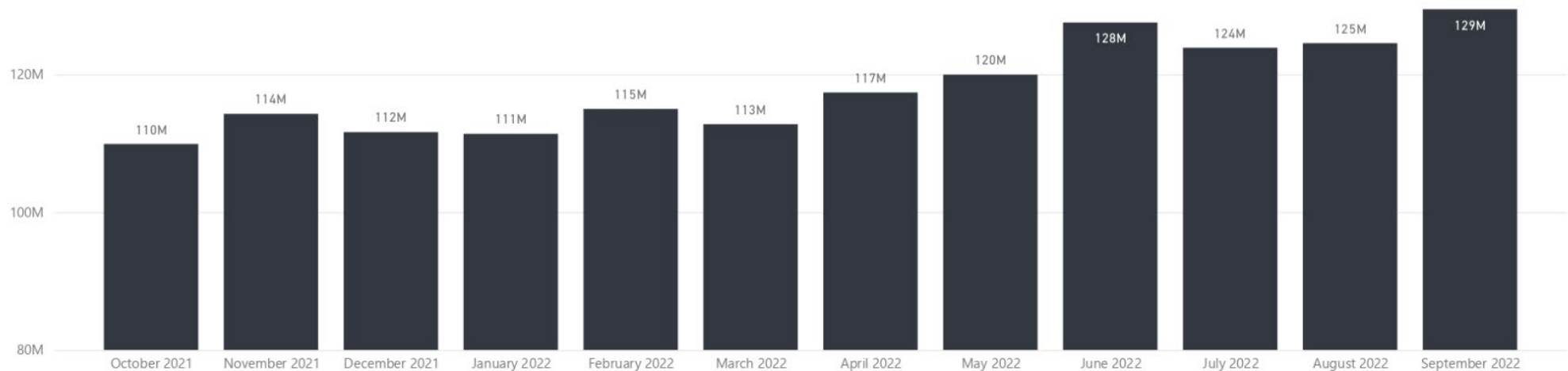
Total Investment Portfolio (\$)

129.44M

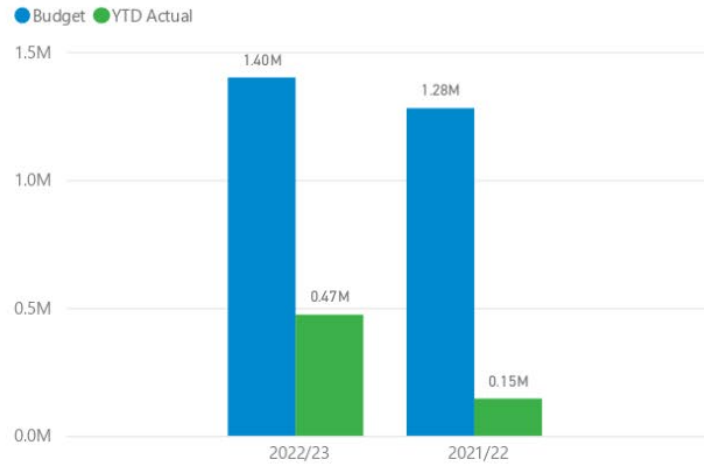
Investments by Long Term Rating



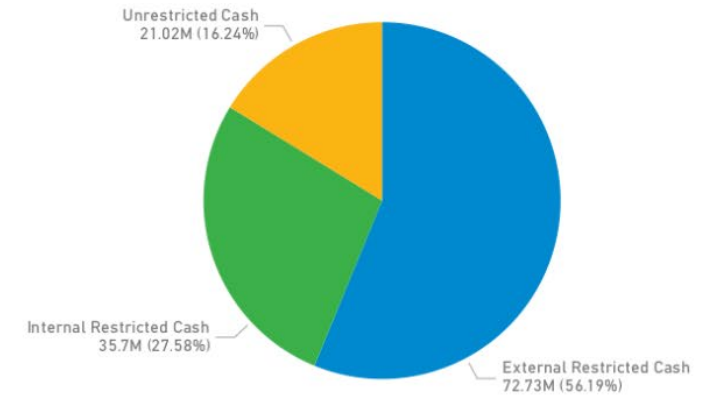
Portfolio Balance at End of Month (\$)



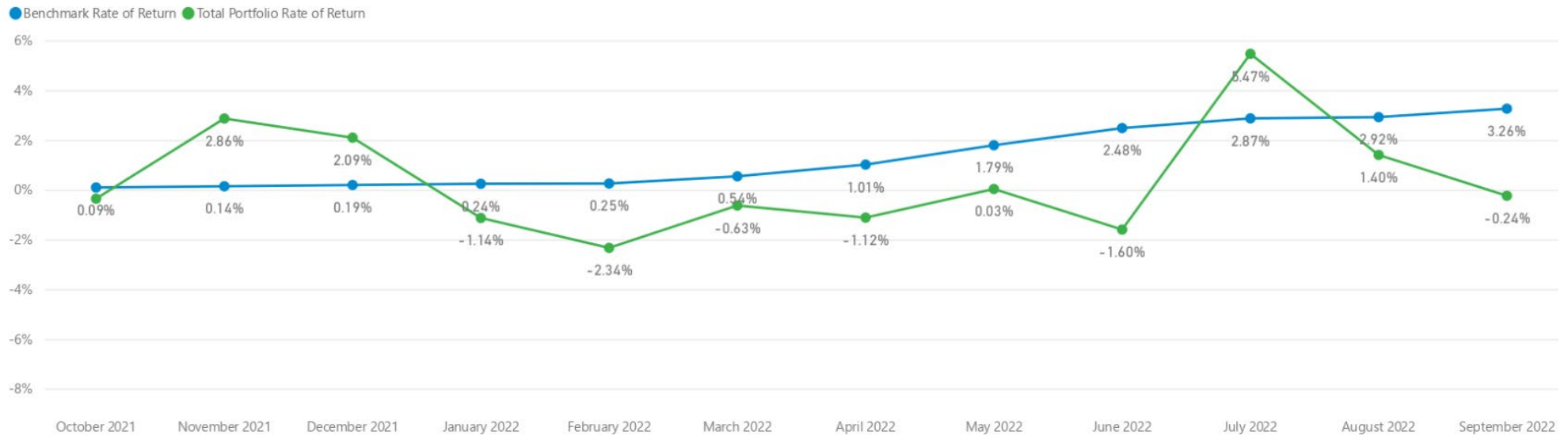
Income from Investments (\$)



Balance by Cash Category (\$)



Investment Performance



At Call Fund and Managed Funds

Institution	Yield	Term to Maturity	Principal	Amount
NAB	2.00%	0	\$	4,447,585
TCorp - Cash Fund	0.50%	1	\$	-
TCorp - Long Term Growth Fund	0.50%	5	\$	2,925,212
TCorp - Medium Term Growth Fund	0.50%	5	\$	5,555,951
TCorp - Short Term Income Fund	0.50%	5	\$	1,499,007
Total			\$	14,427,755

Current Term Deposits

Institution	Yield	Term to Maturity	Principal	Amount
AMP	1.00%	55	\$	2,000,000
AMP	1.10%	124	\$	1,500,000
Australian Unity	3.50%	446	\$	2,000,000
Australian Unity	4.35%	425	\$	2,000,000
Australian Unity	4.10%	516	\$	1,500,000
Australian Unity	4.30%	488	\$	2,000,000
Bank Of Queensland	0.50%	40	\$	1,500,000
Bank Of Queensland	0.85%	82	\$	1,000,000
Bank Of Queensland	1.20%	222	\$	2,000,000
Bank Of Queensland	3.92%	544	\$	1,000,000
Bank Of Queensland	4.25%	418	\$	1,000,000
CBA	0.72%	614	\$	2,000,000
CBA	0.50%	26	\$	1,500,000
CBA	0.47%	26	\$	1,000,000
CBA	0.77%	712	\$	1,000,000
CBA	0.47%	82	\$	1,500,000
CBA	0.85%	754	\$	2,500,000
CBA	0.48%	110	\$	2,000,000
CBA	0.73%	208	\$	1,500,000
CBA	3.05%	572	\$	2,000,000
CBA	2.63%	376	\$	1,500,000
CBA	2.31%	236	\$	1,500,000
CBA	2.75%	348	\$	1,500,000
CBA	3.15%	243	\$	1,000,000
CBA	4.15%	635	\$	2,000,000
CBA	3.68%	250	\$	1,500,000
CBA	4.17%	264	\$	1,000,000
CBA	3.94%	271	\$	1,000,000
CBA	3.72%	292	\$	1,500,000
CBA	3.99%	320	\$	1,500,000
CBA	4.20%	404	\$	1,500,000
Defence Bank	3.20%	243	\$	1,500,000
ING	3.21%	299	\$	1,500,000
Judobank	0.90%	26	\$	1,000,000
Judobank	1.01%	12	\$	1,000,000
Macquarie	1.40%	152	\$	1,014,077
Macquarie	1.15%	180	\$	1,000,000
MyState Bank	4.20%	278	\$	1,500,000
NAB	0.70%	12	\$	1,000,000
NAB	0.57%	152	\$	1,700,000
NAB	0.65%	271	\$	2,000,000
NAB	0.51%	83	\$	1,800,000

Institution	Yield	Term to Maturity	Principal	Amount
NAB	0.45%	54	\$	1,500,000
NAB	0.45%	68	\$	2,000,000
NAB	0.80%	698	\$	1,500,000
NAB	0.64%	390	\$	3,000,000
NAB	0.45%	96	\$	1,500,000
NAB	0.70%	362	\$	2,500,000
NAB	0.48%	124	\$	1,000,000
NAB	0.79%	138	\$	1,500,000
NAB	0.68%	61	\$	1,000,000
NAB	0.85%	180	\$	1,500,000
NAB	0.75%	61	\$	1,000,000
NAB	0.95%	180	\$	1,500,000
NAB	1.51%	334	\$	2,500,000
NAB	1.21%	208	\$	1,000,000
NAB	4.49%	810	\$	2,500,000
NAB	4.45%	726	\$	2,000,000
Westpac	0.65%	38	\$	2,000,000
Westpac	1.06%	502	\$	2,000,000
Westpac	0.70%	117	\$	1,500,000
Westpac	0.78%	166	\$	1,500,000
Westpac	0.90%	194	\$	2,500,000
Westpac	0.95%	145	\$	2,000,000
Westpac	2.28%	530	\$	1,500,000
Westpac	3.70%	670	\$	2,000,000
Westpac	4.22%	432	\$	1,000,000
Westpac	4.35%	656	\$	1,500,000
Westpac	4.30%	474	\$	1,000,000
Westpac	4.67%	446	\$	1,000,000
Westpac	4.78%	600	\$	2,500,000
Westpac	4.89%	852	\$	2,500,000
Total			\$	115,014,077

Investment Portfolio Summary

Term to Maturity	Amount	Actual	Cumulative Actual	Cumulative Minimum	Policy Compliance
Less than 3 months	\$ 35,227,755	27%	27%	20%	OK
Between 3 months and 1 year	\$ 48,214,077	37%	64%	40%	OK
Between 1 year and 2 years	\$ 38,500,000	30%	94%	50%	OK
Between 2 years and 4 years	\$ 7,500,000	6%	100%	85%	OK
More than 5 years	\$ -	0%	100%	0%	OK
Total	\$ 129,441,832				

Long Term Rating	Institution	Policy Limit	Policy Compliance (Institution)	% of Portfolio	Amount
AA-	CBA	40%	OK	24%	\$ 30,500,000
	NAB	40%	OK	30%	\$ 38,447,585
	Westpac	40%	OK	19%	\$ 24,500,000
A+	Macquarie	20%	OK	2%	\$ 2,014,077
A	ING	20%	OK	1%	\$ 1,500,000
BBB+	Australian Unity	10%	OK	6%	\$ 7,500,000
	Bank Of Queensland	10%	OK	5%	\$ 6,500,000
	MyState Bank	10%	OK	1%	\$ 1,500,000
BBB	AMP	5%	OK	3%	\$ 3,500,000
	Defence Bank	5%	OK	1%	\$ 1,500,000
Tcorp Cash Fund	TCorp - Cash Fund	30%	OK	0%	\$ -
	TCorp - Long Term				
TCorp Growth Funds	Growth Fund	15%	OK	2%	\$ 2,925,212
	TCorp - Medium				
	Term Growth Fund	15%	OK	4%	\$ 5,555,951
Tcorp Short Term Income	Income Fund	15%	OK	1%	\$ 1,499,007
	Judobank	5%	OK	2%	\$ 2,000,000
Grand Total				100%	\$ 129,441,832

Long Term Rating Group	Credit Policy Limit	Policy Compliance (SP Group)	% of Portfolio	Amount
AAA to AA-	100%	OK	72%	\$ 93,447,585
A+ to A-	50%	OK	3%	\$ 3,514,077
BBB+	20%	OK	12%	\$ 15,500,000
BBB	10%	OK	4%	\$ 5,000,000
Tcorp Cash Fund	30%	OK	0%	\$ -
TCorp Growth Funds	15%	OK	7%	\$ 8,481,163
Tcorp Short Term Income Fund	15%	OK	1%	\$ 1,499,007
BBB-	5%	OK	2%	\$ 2,000,000
Grand Total			100%	\$ 129,441,832

Monthly Investment Portfolio Activity

The below table shows investments activities of At Call Fund and Managed Funds

Bank Accounts	Opening Balance	Redeemed Balance	Re-invested Balance
NAB (At call account)	4,822,047		4,447,585
TCorp - Cash Fund	-		-
TCorp - Long Term Growth Fund	3,020,933		2,925,212
TCorp - Medium Term Growth Fund	5,665,186		5,555,951
TCorp - Short Term Income Fund	1,498,039		1,499,007
Total	15,006,204	-	14,427,755

The below table shows matured term deposits

Institution	Yield	Maturity Date	Principal Amount	Total Interest Amount
NAB	0.79%	14/09/2022	1,500,000	23,603
Bank Of Queensland	0.90%	28/09/2022	1,500,000	26,926
Bank Of Queensland	0.61%	28/09/2022	1,000,000	5,381
Total			4,000,000	55,910

The below table shows new term deposits

Institution	Yield	Maturity Date	Principal Amount	Total Interest Amount
Westpac	4.22%	6/12/2023	1,000,000	52,605
Westpac	4.35%	17/07/2024	1,500,000	121,383
Westpac	4.30%	17/01/2024	1,000,000	57,726
Westpac	4.67%	20/12/2023	1,000,000	57,319
Westpac	4.78%	22/05/2024	2,500,000	197,093
Westpac	4.89%	29/01/2025	2,500,000	286,032
Total			9,500,000	772,158