

9.7 Monthly Statement of Investments as at 31 March 2022

REPORT BY THE FINANCIAL PLANNING COORDINATOR
TO 20 APRIL 2022 ORDINARY MEETING
GOV400088, FIN300053, GOV400098

RECOMMENDATION

That Council:

1. **receive the report by the Financial Planning Coordinator on the Monthly Statement of Investments as at 31 March 2022 ; and**
2. **note the certification of the Responsible Accounting Officer.**

Executive summary

The purpose of this report is to certify that Council's investments have been made in accordance with legal and policy requirements, provide information on the detail of investments and raise other matters relevant to Council's investment portfolio as required.

Disclosure of Interest

Nil

Detailed report

The attachment to this report provides information on the performance of the portfolio and provides a register of all investments held as at 31 March 2022.

Community Plan implications

Theme	Good Governance
Goal	An effective and efficient organisation
Strategy	Prudently manage risks association with all Council activities

Strategic implications

Council Strategies

Not applicable

Council Policies

Council's Investments Policy requires a written report each month setting out the entire investment portfolio.

Legislation

As per Clause 212 of the Local Government (General) Regulation 2005 the Responsible Accounting Officer certifies that;

- a) this report sets out details of all money that the Council has invested under Section 625 of the Act; and

- b) all investments have been made in accordance with the Act and the regulations.

Financial implications

Not applicable

Associated Risks

Not applicable

AMANDA COVER
FINANCIAL PLANNING COORDINATOR

NEIL BUNGATE
ACTING CHIEF FINANCIAL OFFICER

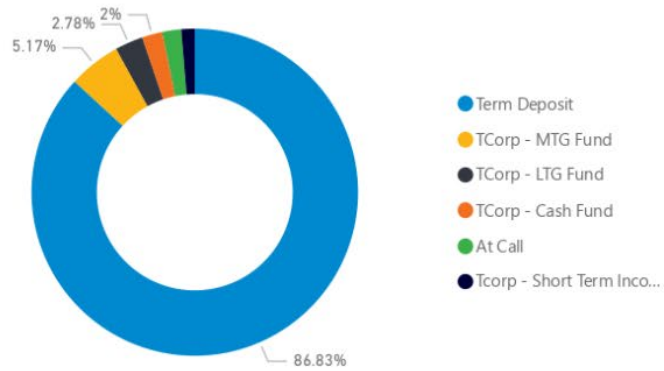
24 March 2022

Attachments: 1. Investment Report 31 March 2022.

APPROVED FOR SUBMISSION:

BRAD CAM
GENERAL MANAGER

Investments by Type

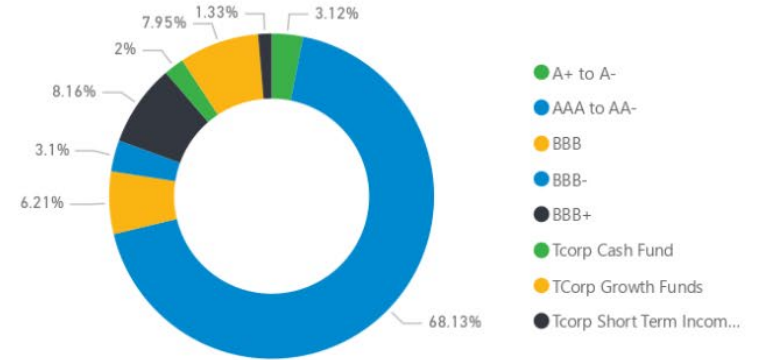


Mid-Western Regional Council Cash and Investments as at 31 March 2022

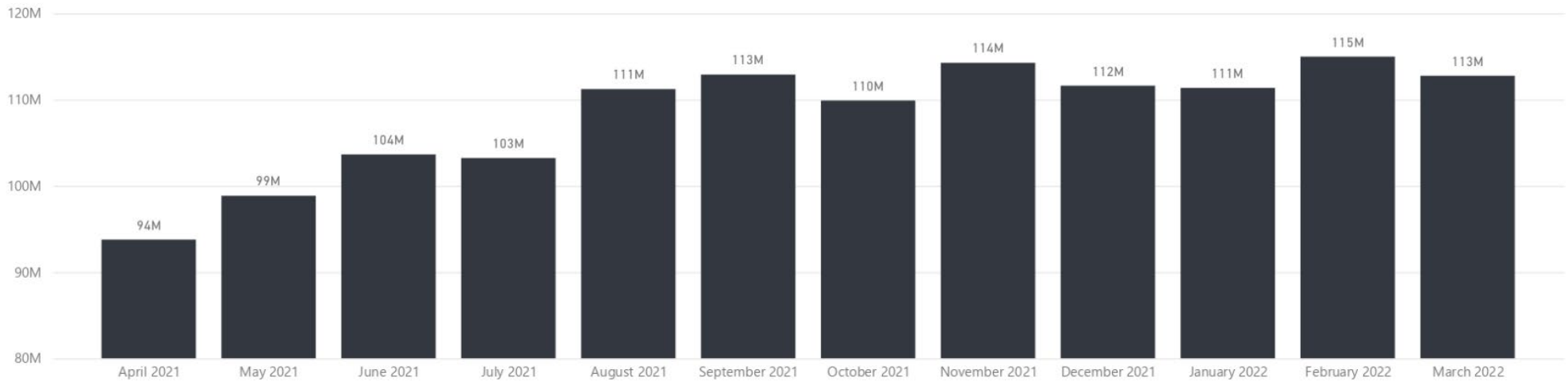
Total Investment Portfolio (\$)

112.76M

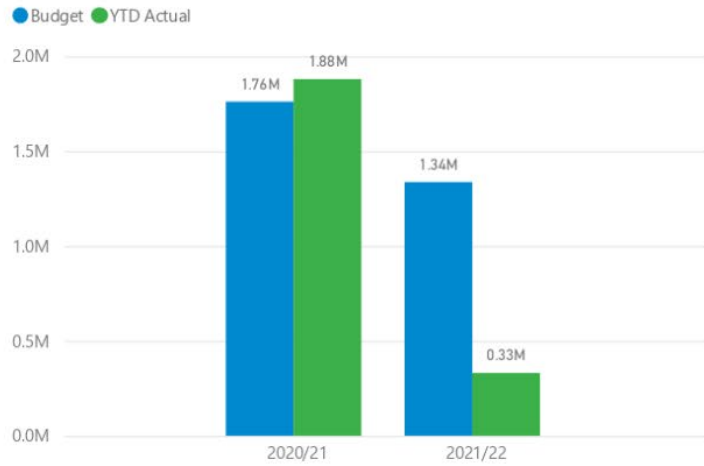
Investments by Long Term Rating



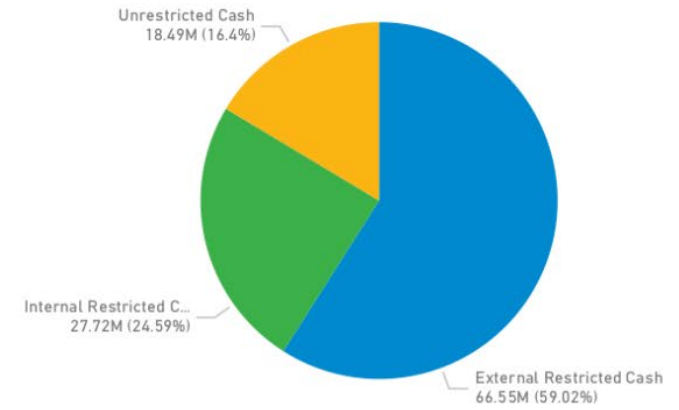
Portfolio Balance at End of Month (\$)



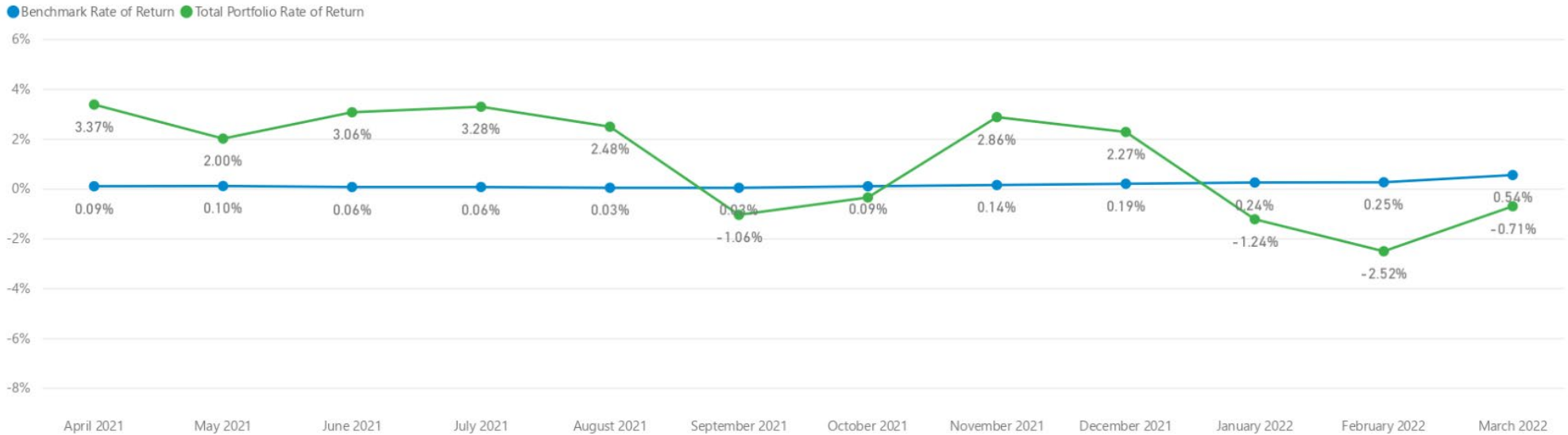
Income from Investments (\$)



Balance by Cash Category (\$)



Investment Performance



At Call Fund and Managed Funds

Institution	Yield	Term to Maturity	Principal	Amount
NAB	0.25%	0	\$	2,127,037
TCorp - Cash Fund	0.50%	1	\$	2,257,607
TCorp - Long Term Growth Fund	0.50%	5	\$	3,138,282
TCorp - Medium Term Growth Fund	0.50%	5	\$	5,827,688
TCorp - Short Term Income Fund	0.50%	5	\$	1,495,610
Total			\$	14,846,226

Current Term Deposits

Institution	Yield	Term to Maturity	Principal	Amount
AMP	1.00%	238	\$	2,000,000
AMP	1.10%	307	\$	1,500,000
Bank Of Queensland	0.90%	181	\$	1,500,000
Bank Of Queensland	0.50%	118	\$	2,200,000
Bank Of Queensland	0.50%	223	\$	1,500,000
Bank Of Queensland	0.61%	181	\$	1,000,000
Bank Of Queensland	0.85%	265	\$	1,000,000
Bank Of Queensland	1.20%	405	\$	2,000,000
CBA	0.44%	27	\$	2,500,000
CBA	0.43%	13	\$	1,500,000
CBA	0.46%	55	\$	1,500,000
CBA	0.42%	69	\$	1,000,000
CBA	0.42%	83	\$	2,000,000
CBA	0.41%	69	\$	1,000,000
CBA	0.46%	125	\$	1,500,000
CBA	0.46%	111	\$	1,700,000
CBA	0.72%	797	\$	2,000,000
CBA	0.47%	153	\$	1,500,000
CBA	0.50%	209	\$	1,500,000
CBA	0.47%	209	\$	1,000,000
CBA	0.77%	895	\$	1,000,000
CBA	0.47%	265	\$	1,500,000
CBA	0.85%	937	\$	2,500,000
CBA	0.48%	293	\$	2,000,000
CBA	0.73%	391	\$	1,500,000
ING	1.13%	41	\$	1,500,000
Judobank	0.65%	146	\$	1,500,000
Judobank	0.90%	209	\$	1,000,000
Judobank	1.01%	195	\$	1,000,000
Macquarie	1.40%	335	\$	1,014,077
Macquarie	1.15%	363	\$	1,000,000
MyState Bank	0.52%	97	\$	1,000,000
MyState Bank	0.52%	90	\$	1,500,000
MyState Bank	0.52%	111	\$	1,000,000
NAB	0.87%	139	\$	2,000,000
NAB	0.79%	167	\$	1,500,000
NAB	0.70%	195	\$	1,000,000
NAB	0.57%	335	\$	1,700,000
NAB	0.65%	454	\$	2,000,000
NAB	0.51%	266	\$	1,800,000
NAB	0.45%	237	\$	1,500,000
NAB	0.45%	251	\$	2,000,000
NAB	0.80%	881	\$	1,500,000
NAB	0.64%	573	\$	3,000,000
NAB	0.45%	279	\$	1,500,000
NAB	0.70%	545	\$	2,500,000
NAB	0.48%	307	\$	1,000,000
NAB	0.47%	97	\$	1,500,000
NAB	0.79%	321	\$	1,500,000
NAB	0.68%	244	\$	1,000,000
NAB	0.85%	251	\$	1,500,000
NAB	0.75%	244	\$	1,000,000
NAB	0.95%	363	\$	1,500,000
NAB	1.51%	517	\$	2,500,000
NAB	1.21%	391	\$	1,000,000
Westpac	0.85%	127	\$	2,000,000
Westpac	1.06%	685	\$	2,000,000
Westpac	0.70%	300	\$	1,500,000
Westpac	0.78%	349	\$	1,500,000
Westpac	0.90%	377	\$	2,500,000
Westpac	0.95%	328	\$	2,000,000
Westpac	2.28%	713	\$	1,500,000
Total			\$	97,914,077

Investment Portfolio Summary

Term to Maturity	Amount	Actual	Cumulative Actual	Cumulative Minimum	Policy Compliance
Less than 3 months	\$ 25,846,226	23%	23%	20%	OK
Between 3 months and 1 year	\$ 59,414,077	53%	76%	40%	OK
Between 1 year and 2 years	\$ 20,500,000	18%	94%	50%	OK
Between 2 years and 4 years	\$ 7,000,000	6%	100%	85%	OK
More than 5 years	\$ -	0%	100%	0%	OK
Total	\$ 112,760,303				

Long Term Rating	Institution	Policy Limit	Policy Compliance	% of Portfolio	Amount
AA-	CBA	40%	OK	24%	\$ 27,200,000
	NAB	40%	OK	32%	\$ 36,627,037
	Westpac	40%	OK	12%	\$ 13,000,000
A+	Macquarie	20%	OK	2%	\$ 2,014,077
A	ING	20%	OK	1%	\$ 1,500,000
	Bank Of Queensland	10%	OK	8%	\$ 9,200,000
BBB+	AMP	5%	OK	3%	\$ 3,500,000
BBB	MyState Bank	5%	OK	3%	\$ 3,500,000
	Tcorp Cash Fund	30%	OK	2%	\$ 2,257,607
TCorp Growth Funds	TCorp - Cash Fund				
	TCorp - Long Term Growth Fund	15%	OK	3%	\$ 3,138,282
	TCorp - Medium Term Growth Fund	15%	OK	5%	\$ 5,827,688
Tcorp Short Term Income Fund	Tcorp - Short Term Income Fund	15%	OK	1%	\$ 1,495,610
BBB-	Judobank	5%	OK	3%	\$ 3,500,000
Grand Total				100%	\$112,760,303

Long Term Rating Group	Credit Policy Limit	Policy Compliance	% of Portfolio	Amount
AAA to AA-	100%	OK	68%	\$ 76,827,037
A+ to A-	50%	OK	3%	\$ 3,514,077
BBB+	20%	OK	8%	\$ 9,200,000
BBB	10%	OK	6%	\$ 7,000,000
Tcorp Cash Fund	30%	OK	2%	\$ 2,257,607
TCorp Growth Funds	15%	OK	8%	\$ 8,965,971
Tcorp Short Term Income Fund	15%	OK	1%	\$ 1,495,610
BBB-	5%	OK	3%	\$ 3,500,000
Grand Total			100%	\$112,760,303