

## 9.7 Monthly Statement of Investments as at 28 February 2022

REPORT BY THE ACCOUNTANT REPORTING & ANALYSIS  
TO 16 MARCH 2022 ORDINARY MEETING  
GOV400088, FIN300053, GOV400098

### RECOMMENDATION

#### That Council:

1. **receive the report by the Financial Planning Coordinator on the Monthly Statement of Investments as at 28 February 2022; and**
2. **note the certification of the Responsible Accounting Officer.**

### Executive summary

The purpose of this report is to certify that Council's investments have been made in accordance with legal and policy requirements, provide information on the detail of investments and raise other matters relevant to Council's investment portfolio as required.

### Disclosure of Interest

Nil

### Detailed report

The attachment to this report provides information on the performance of the portfolio and provides a register of all investments held as at 28 February 2022.

### Community Plan implications

Theme	Good Governance
Goal	An effective and efficient organisation
Strategy	Prudently manage risks association with all Council activities

### Strategic implications

#### Council Strategies

Not Applicable

#### Council Policies

Council's Investments Policy requires a written report each month setting out the entire investment portfolio.

#### Legislation

As per Clause 212 of the Local Government (General) Regulation 2005 the Responsible Accounting Officer certifies that;

- a) this report sets out details of all money that the Council has invested under Section 625 of the Act; and
- b) all investments have been made in accordance with the Act and the regulations.

## Financial implications

Not Applicable

## Associated Risks

Not Applicable

SUMEDHA UPRETI  
ACCOUNTANT REPORTING & ANALYSIS

NEIL BUNGATE  
ACTING CHIEF FINANCIAL OFFICER

2 March 2022

*Attachments:* 1. Investment Report attachment - February 2022.

### APPROVED FOR SUBMISSION:

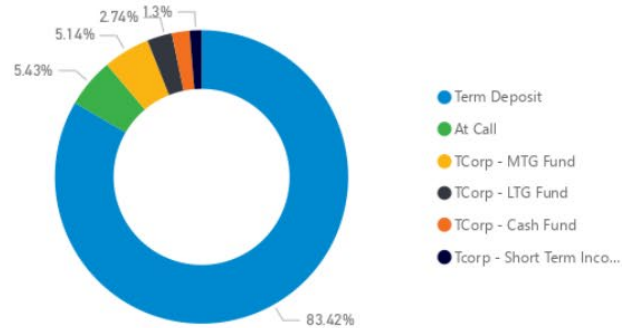
BRAD CAM  
GENERAL MANAGER

### Mid-Western Regional Council Cash and Investments as at 28 February 2022

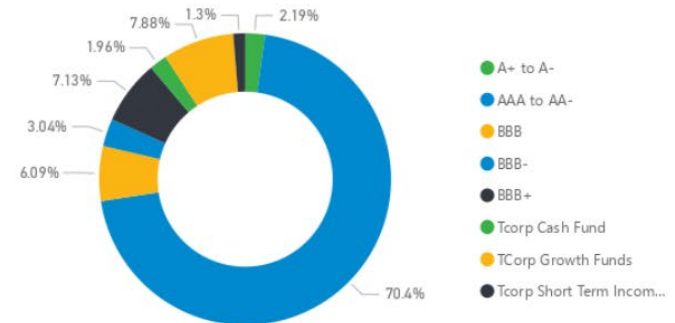
Total Investment Portfolio (\$)

**114.98M**

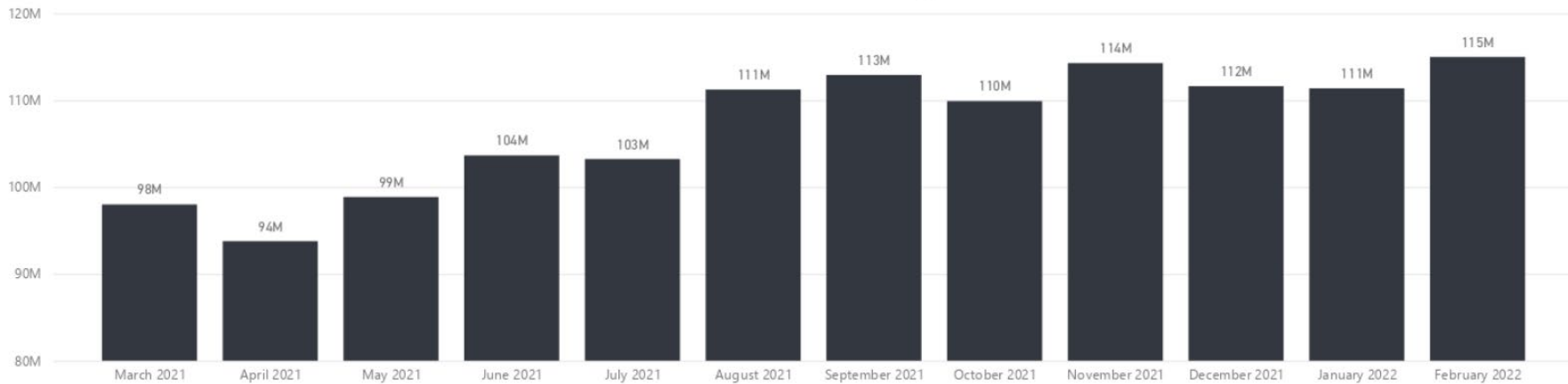
Investments by Type



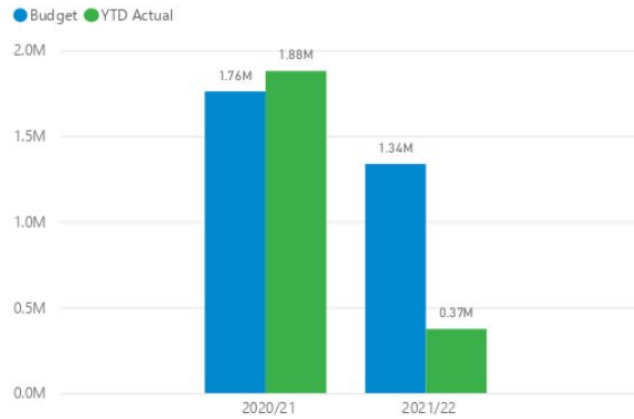
Investments by Long Term Rating



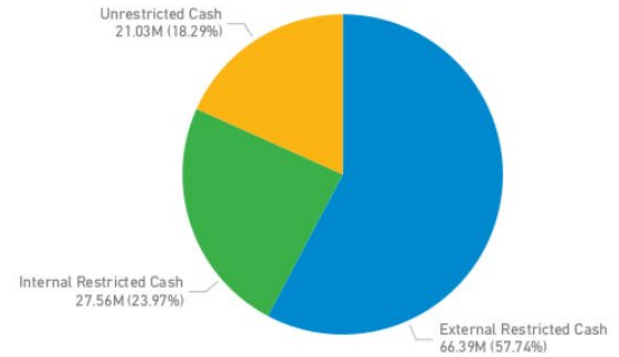
Portfolio Balance at End of Month (\$)



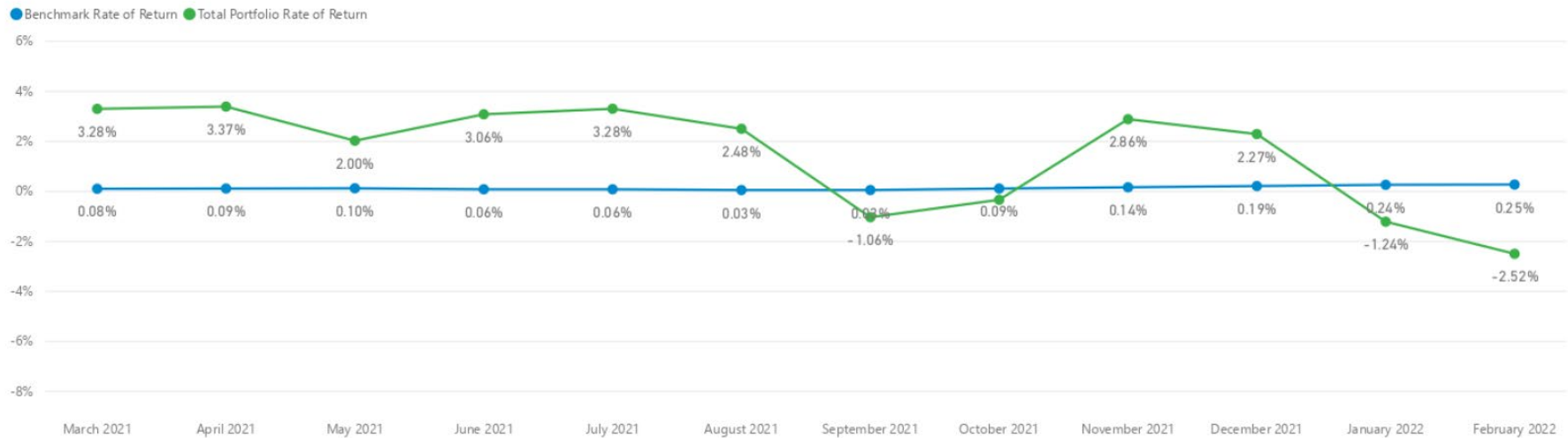
Income from Investments (\$)



Balance by Cash Category (\$)



Investment Performance



**At Call Fund and Managed Funds**

Institution	Yield	Term to Maturity	Principal	Amount
NAB	0.25%	0	\$	6,241,865
TCorp - Cash Fund	0.50%	1	\$	2,259,154
TCorp - Long Term Growth Fund	0.50%	5	\$	3,151,480
TCorp - Medium Term Growth Fund	0.50%	5	\$	5,910,633
TCorp - Short Term Income Fund	0.50%	5	\$	1,500,114
<b>Total</b>			<b>\$</b>	<b>19,063,245</b>

**Current Term Deposits**

Institution	Yield	Term to Maturity	Principal	Amount
AMP	1.00%	269	\$	2,000,000
AMP	1.10%	338	\$	1,500,000
Bank Of Queensland	1.45%	2	\$	1,000,000
Bank Of Queensland	0.90%	212	\$	1,500,000
Bank Of Queensland	0.50%	149	\$	2,200,000
Bank Of Queensland	0.50%	254	\$	1,500,000
Bank Of Queensland	0.61%	212	\$	1,000,000
Bank Of Queensland	0.85%	296	\$	1,000,000
CBA	0.53%	16	\$	2,000,000
CBA	0.44%	58	\$	2,500,000
CBA	0.43%	44	\$	1,500,000
CBA	0.46%	86	\$	1,500,000
CBA	0.42%	100	\$	1,000,000
CBA	0.42%	114	\$	2,000,000
CBA	0.41%	100	\$	1,000,000
CBA	0.46%	156	\$	1,500,000
CBA	0.46%	142	\$	1,700,000
CBA	0.72%	828	\$	2,000,000
CBA	0.47%	184	\$	1,500,000
CBA	0.50%	240	\$	1,500,000
CBA	0.47%	240	\$	1,000,000
CBA	0.77%	926	\$	1,000,000
CBA	0.47%	296	\$	1,500,000
CBA	0.85%	968	\$	2,500,000
CBA	0.48%	324	\$	2,000,000
CBA	0.73%	422	\$	1,500,000
ING	1.13%	72	\$	1,500,000
Judobank	0.65%	177	\$	1,500,000
Judobank	0.90%	240	\$	1,000,000
Judobank	1.01%	226	\$	1,000,000
Macquarie	1.40%	366	\$	1,014,077
MyState Bank	0.52%	128	\$	1,000,000
MyState Bank	0.52%	121	\$	1,500,000
MyState Bank	0.52%	142	\$	1,000,000
NAB	0.87%	170	\$	2,000,000
NAB	0.79%	198	\$	1,500,000
NAB	0.70%	226	\$	1,000,000
NAB	0.57%	23	\$	2,000,000
NAB	0.48%	30	\$	2,500,000
NAB	0.57%	366	\$	1,700,000
NAB	0.65%	485	\$	2,000,000
NAB	0.51%	297	\$	1,800,000
NAB	0.45%	268	\$	1,500,000
NAB	0.45%	282	\$	2,000,000
NAB	0.80%	912	\$	1,500,000
NAB	0.64%	604	\$	3,000,000
NAB	0.45%	310	\$	1,500,000
NAB	0.70%	576	\$	2,500,000
NAB	0.48%	338	\$	1,000,000
NAB	0.47%	128	\$	1,500,000
NAB	0.79%	352	\$	1,500,000
NAB	0.68%	275	\$	1,000,000
NAB	0.85%	282	\$	1,500,000
NAB	0.75%	275	\$	1,000,000
Westpac	0.85%	158	\$	2,000,000
Westpac	1.06%	716	\$	2,000,000
Westpac	0.70%	331	\$	1,500,000
Westpac	0.78%	380	\$	1,500,000
Westpac	0.90%	408	\$	2,500,000
Westpac	0.95%	359	\$	2,000,000
<b>Total</b>			<b>\$</b>	<b>95,914,077</b>

Investment Portfolio Summary

Term to Maturity	Amount	Actual	Cumulative Actual	Cumulative Minimum	Policy Compliance
Less than 3 months	\$ 33,563,245	29%	29%	20%	OK
Between 3 months and 1 year	\$ 56,700,000	49%	79%	40%	OK
Between 1 year and 2 years	\$ 17,714,077	15%	94%	50%	OK
Between 2 years and 4 years	\$ 7,000,000	6%	100%	85%	OK
More than 5 years	\$ -	0%	100%	0%	OK
<b>Total</b>	<b>\$ 114,977,322</b>				

Long Term Rating	Institution	Policy Limit (Institution)	% of Portfolio	Amount	Policy Compliance
AA-	CBA	40% OK	25%	\$ 29,200,000	
	NAB	40% OK	35%	\$ 40,241,865	
	Westpac	40% OK	10%	\$ 11,500,000	
A+	Macquarie	20% OK	1%	\$ 1,014,077	
A	ING	20% OK	1%	\$ 1,500,000	
	Bank Of Queensland	10% OK	7%	\$ 8,200,000	
BBB+	AMP	5% OK	3%	\$ 3,500,000	
Tcorp Cash Fund	MyState Bank	5% OK	3%	\$ 3,500,000	
	TCorp - Cash Fund	30% OK	2%	\$ 2,259,154	
	TCorp - Long Term Growth Fund	15% OK	3%	\$ 3,151,480	
TCorp Growth Funds	TCorp - Medium Term Growth Fund	15% OK	5%	\$ 5,910,633	
	Tcorp - Short Term Income Fund	15% OK	1%	\$ 1,500,114	
BBB-	Judobank	5% OK	3%	\$ 3,500,000	
<b>Grand Total</b>			<b>100%</b>	<b>\$ 114,977,322</b>	

Long Term Rating Group	Credit Policy Limit	Policy Compliance (SP Group)	% of Portfolio	Amount
AAA to AA-	100%	OK	70%	\$ 80,941,865
A+ to A-	50%	OK	2%	\$ 2,514,077
BBB+	20%	OK	7%	\$ 8,200,000
BBB	10%	OK	6%	\$ 7,000,000
Tcorp Cash Fund	30%	OK	2%	\$ 2,259,154
TCorp Growth Funds	15%	OK	8%	\$ 9,062,112
Tcorp Short Term Income Fund	15%	OK	1%	\$ 1,500,114
BBB-	5%	OK	3%	\$ 3,500,000
<b>Grand Total</b>			<b>100%</b>	<b>\$ 114,977,322</b>

**Monthly Investment Portfolio Activity**

The below table shows investments activities of At Call Fund and Managed Funds

Bank Accounts	Opening Balance	Redeemed Balance	Re-invested Balance
NAB (At call account)	5,412,262		6,241,865
TCorp - Cash Fund	2,258,759		2,259,154
TCorp - Long Term Growth Fund	3,251,268		3,151,480
TCorp - Medium Term Growth Fund	6,020,201		5,910,633
Tcorp - Short Term Income Fund	1,500,496		1,500,114
<b>Total</b>	<b>18,442,986</b>	<b>-</b>	<b>19,063,245</b>

The below table shows matured term deposits

Institution	Yield	Maturity Date	Principal Amount	Total Interest Amount
Bank Of Queensland	1.60%	16/02/2022	1,500,000	47,408
CBA	0.53%	2/02/2022	2,000,000	12,401
AMP	0.75%	2/02/2022	1,500,000	11,219
<b>Total</b>			<b>5,000,000</b>	<b>71,028</b>

The below table shows new term deposits

Institution	Yield	Maturity Date	Principal Amount	Total Interest Amount
Westpac	0.90%	12/04/2023	2,500,000	26,753
AMP	1.10%	1/02/2023	1,500,000	16,455
Bank Of Queensland	0.85%	21/12/2022	1,000,000	7,173
Westpac	0.95%	22/02/2023	2,000,000	18,948
NAB	0.75%	30/11/2022	1,000,000	5,753
<b>Total</b>			<b>8,000,000</b>	<b>75,082</b>