

9.3 Monthly Statement of Investments as at 31 December 2021

REPORT BY THE FINANCIAL PLANNING COORDINATOR
TO 02 FEBRUARY 2022 ORDINARY MEETING
GOV400088, FIN300053, GOV400098

RECOMMENDATION

That Council:

1. receive the report by the Financial Planning Coordinator on the Monthly Statement of Investments as at 31 December 2021; and
2. note the certification of the Responsible Accounting Officer.

Executive summary

The purpose of this report is to certify that Council's investments have been made in accordance with legal and policy requirements, provide information on the detail of investments and raise other matters relevant to Council's investment portfolio as required.

Disclosure of Interest

Nil

Detailed report

The attachment to this report provides information on the performance of the portfolio and provides a register of all investments held as at 31 December 2021.

Community Plan implications

Theme	Good Governance
Goal	An effective and efficient organisation
Strategy	Prudently manage risks association with all Council activities

Strategic implications

Council Strategies

Not Applicable

Council Policies

Council's Investments Policy requires a written report each month setting out the entire investment portfolio.

Legislation

As per Clause 212 of the Local Government (General) Regulation 2005 the Responsible Accounting Officer certifies that;

- a) this report sets out details of all money that the Council has invested under Section 625 of the Act; and
- b) all investments have been made in accordance with the Act and the regulations.

Financial implications

Not Applicable

Associated Risks

Not Applicable

AMANDA COVER
FINANCIAL PLANNING COORDINATOR

LEONIE JOHNSON
CHIEF FINANCIAL OFFICER

13 January 2022

Attachments: 1. Investment Report 31 December 2021.

APPROVED FOR SUBMISSION:

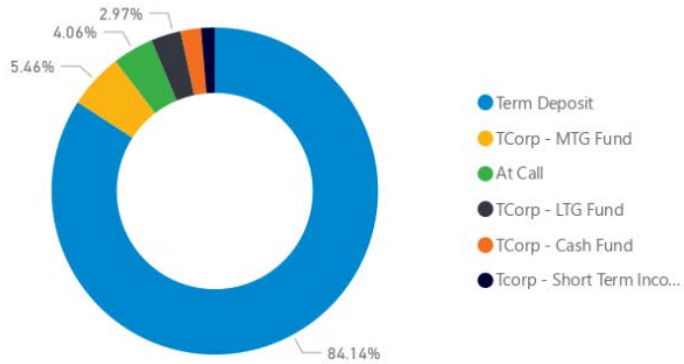
JULIE ROBERTSON
ACTING GENERAL MANAGER

Mid-Western Regional Council Cash and Investments as at 31 December 2021

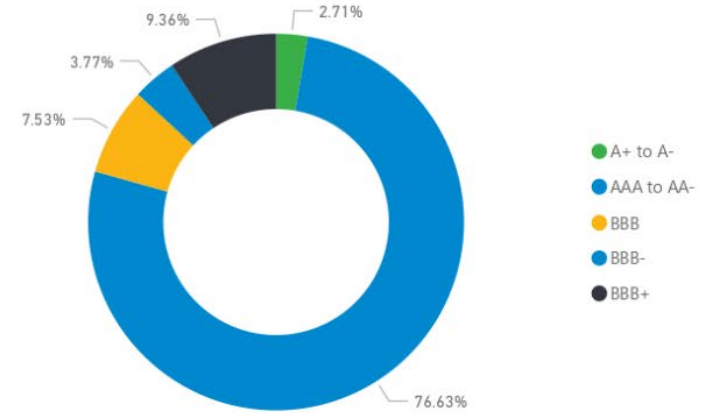
Total Investment Portfolio (\$)

111.61M

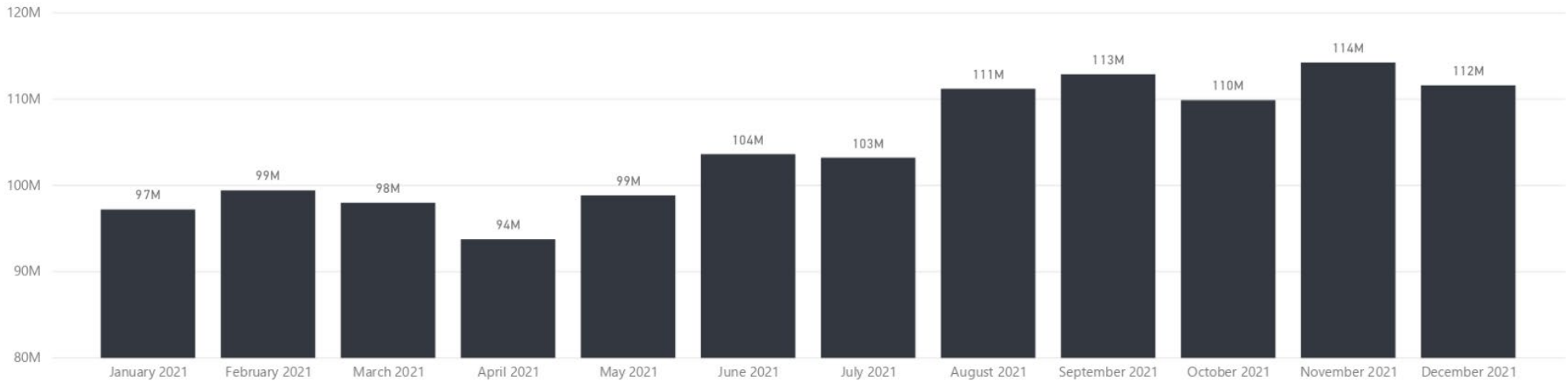
Investments by Type

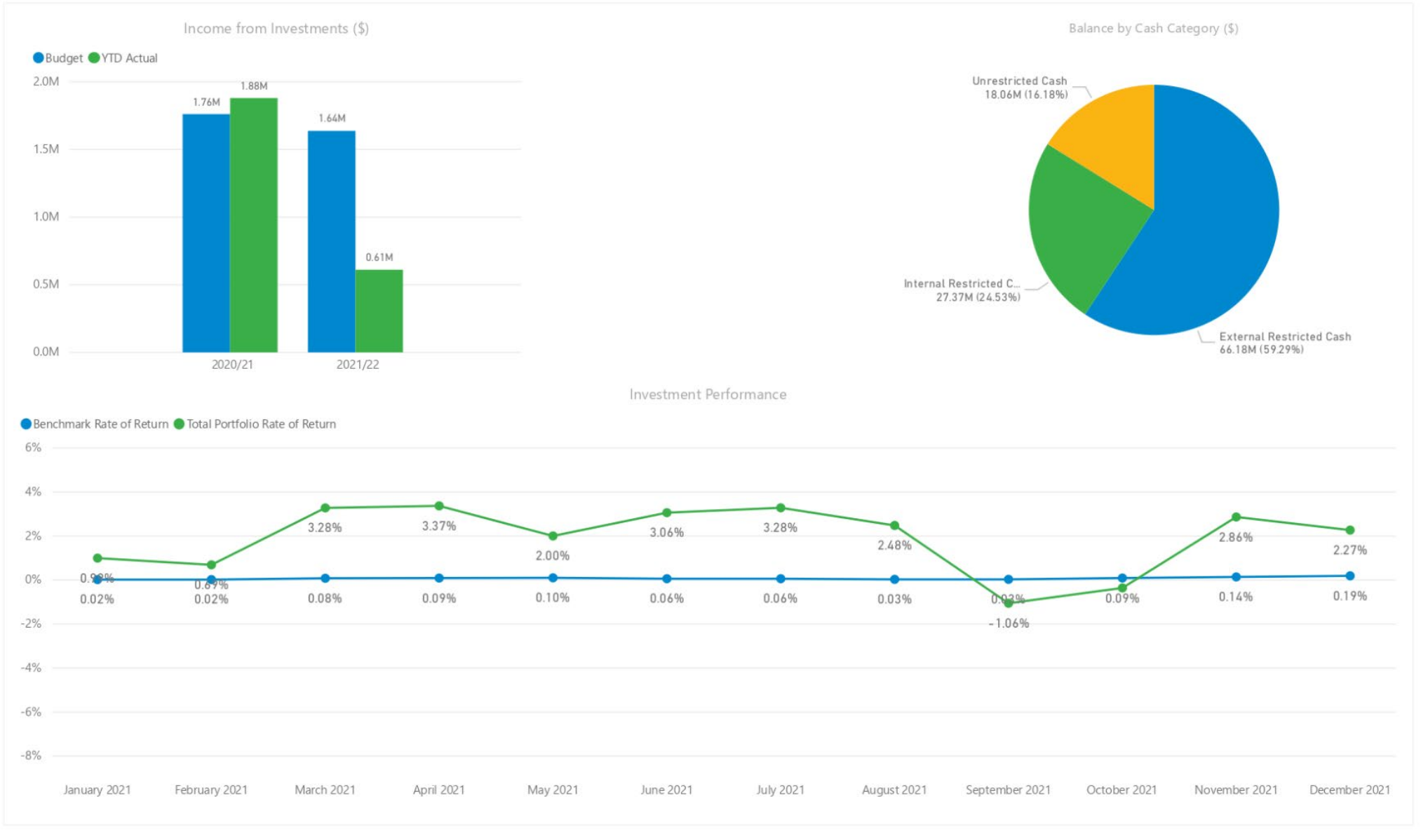


Investments by Long Term Rating



Portfolio Balance at End of Month (\$)





At Call Fund and Managed Funds			
Institution	Yield	Term to Maturity	Principal Amount
NAB	0.25%	0	\$ 4,535,453
TCorp - Cash Fund	0.50%	1	\$ 2,258,764
TCorp - Long Term Growth Fund	0.50%	5	\$ 3,311,651
TCorp - Medium Term Growth Fund	0.50%	5	\$ 6,088,918
Tcorp - Short Term Income Fund	0.50%	5	\$ 1,501,949
Total			\$ 17,696,735
Current Term Deposits			
Institution	Yield	Term to Maturity	Principal Amount
AMP	0.75%	33	\$ 1,500,000
AMP	1.00%	328	\$ 2,000,000
Bank Of Queensland	1.60%	47	\$ 1,500,000
Bank Of Queensland	1.45%	61	\$ 1,000,000
Bank Of Queensland	0.90%	271	\$ 1,500,000
Bank Of Queensland	0.50%	208	\$ 2,200,000
Bank Of Queensland	0.50%	313	\$ 1,500,000
Bank Of Queensland	0.61%	271	\$ 1,000,000
CBA	0.53%	19	\$ 2,000,000
CBA	0.53%	33	\$ 2,000,000
CBA	0.53%	75	\$ 2,000,000
CBA	0.44%	117	\$ 2,500,000
CBA	0.43%	103	\$ 1,500,000
CBA	0.46%	145	\$ 1,500,000
CBA	0.42%	159	\$ 1,000,000
CBA	0.42%	173	\$ 2,000,000
CBA	0.41%	159	\$ 1,000,000
CBA	0.46%	215	\$ 1,500,000
CBA	0.46%	201	\$ 1,700,000
CBA	0.72%	887	\$ 2,000,000
CBA	0.47%	243	\$ 1,500,000
CBA	0.50%	299	\$ 1,500,000
CBA	0.47%	299	\$ 1,000,000
CBA	0.47%	355	\$ 1,500,000
CBA	0.85%	1027	\$ 2,500,000
CBA	0.48%	383	\$ 2,000,000
CBA	0.77%	985	\$ 1,000,000
CBA	0.73%	481	\$ 1,500,000
ING	1.13%	131	\$ 1,500,000
Judobank	0.65%	236	\$ 1,500,000
Judobank	0.90%	299	\$ 1,000,000
Judobank	1.01%	285	\$ 1,000,000
Macquarie	1.40%	425	\$ 1,014,077
MyState Bank	0.52%	187	\$ 1,000,000
MyState Bank	0.52%	180	\$ 1,500,000
MyState Bank	0.52%	201	\$ 1,000,000
NAB	0.87%	229	\$ 2,000,000
NAB	0.79%	257	\$ 1,500,000
NAB	0.70%	285	\$ 1,000,000
NAB	0.57%	82	\$ 2,000,000
NAB	0.48%	89	\$ 2,500,000
NAB	0.57%	425	\$ 1,700,000
NAB	0.65%	544	\$ 2,000,000
NAB	0.51%	356	\$ 1,800,000
NAB	0.45%	327	\$ 1,500,000
NAB	0.45%	341	\$ 2,000,000
NAB	0.80%	971	\$ 1,500,000
NAB	0.64%	663	\$ 3,000,000
NAB	0.45%	369	\$ 1,500,000
NAB	0.70%	635	\$ 2,500,000
NAB	0.48%	397	\$ 1,000,000
NAB	0.47%	187	\$ 1,500,000
NAB	0.79%	411	\$ 1,500,000
St George	0.60%	5	\$ 1,500,000
St George	0.60%	19	\$ 1,500,000
Westpac	0.85%	217	\$ 2,000,000
Westpac	1.06%	775	\$ 2,000,000
Westpac	0.70%	390	\$ 1,500,000
Total			\$ 93,914,077

Investment Portfolio Summary					
Term to Maturity	Amount	Actual	Cumulative Actual	Cumulative Minimum	Policy Compliance
Less than 3 months	\$ 35,196,735	32%	32%	20%	OK
Between 3 months and 1 year	\$ 48,200,000	43%	75%	40%	OK
Between 1 year and 2 years	\$ 19,214,077	17%	92%	50%	OK
Between 2 years and 4 years	\$ 9,000,000	8%	100%	85%	OK
More than 5 years	\$ -	0%	100%	0%	OK
Total	\$ 111,610,812				

Long Term Rating	Institution	Policy Limit	Policy Compliance (Institution)	% of Portfolio	Amount
AA-	CBA	40%	OK	30%	\$ 33,200,000
	NAB	40%	OK	31%	\$ 35,035,453
	St George	40%	OK	3%	\$ 3,000,000
	Westpac	40%	OK	5%	\$ 5,500,000
A+	Macquarie	20%	OK	1%	\$ 1,014,077
A	ING	20%	OK	1%	\$ 1,500,000
BBB+	Queensland	10%	OK	8%	\$ 8,700,000
	AMP	5%	OK	3%	\$ 3,500,000
BBB	MyState Bank	5%	OK	3%	\$ 3,500,000
	TCorp - Cash Fund	30%	OK	2%	\$ 2,258,764
TCorp Growth Funds	TCorp - Long Term Growth Fund	15%	OK	3%	\$ 3,311,651
	TCorp - Medium Term Growth Fund	15%	OK	5%	\$ 6,088,918
	TCorp - Short Term Income Fund	15%	OK	1%	\$ 1,501,949
BBB-	Judobank	5%	OK	3%	\$ 3,500,000
Grand Total				100%	\$111,610,812

Long Term Rating Group	Credit Policy Limit	Policy Compliance (SP)	% of Portfolio	Amount
AAA to AA-	100%	OK	69%	\$ 76,735,453
A+ to A-	50%	OK	2%	\$ 2,514,077
BBB+	20%	OK	8%	\$ 8,700,000
BBB	10%	OK	6%	\$ 7,000,000
TCorp Cash Fund	30%	OK	2%	\$ 2,258,764
TCorp Growth Funds	15%	OK	8%	\$ 9,400,569
TCorp Short Term Income Fund	15%	OK	1%	\$ 1,501,949
BBB-	5%	OK	3%	\$ 3,500,000
Grand Total			100%	\$ 111,610,812

Monthly Investment Portfolio Activity

The below table shows investments activities of At Call Fund and Managed Funds

Bank Accounts	Opening Balance	Redeemed Balance	Re-invested Balance
NAB (At call account)	7,276,424		4,535,453
TCorp - Cash Fund	2,258,398		2,258,764
TCorp - Long Term Growth Fund	3,270,348		3,311,651
TCorp - Medium Term Growth Fund	6,039,860		6,088,918
Tcorp - Short Term Income Fund	1,500,517		1,501,949
Total	20,345,546	-	17,696,735

The below table shows matured term deposits

Institution	Yield	Maturity Date	Principal Amount	Total Interest Amount
Westpac	0.62%	8/12/2021	1,500,000	10,701
NAB	0.61%	22/12/2021	1,500,000	10,704
AMP	0.75%	8/12/2021	2,000,000	15,233
Total			5,000,000	36,638

The below table shows new term deposits

Institution	Yield	Maturity Date	Principal Amount	Total Interest Amount
NAB	0.47%	6/07/2022	1,500,000	4,191
AMP	1.00%	24/11/2022	2,000,000	19,562
NAB	0.79%	15/02/2023	1,500,000	14,090
Total			5,000,000	37,843