

## 9.2 Monthly Statement of Investments as at 30 November 2021

REPORT BY THE FINANCIAL PLANNING COORDINATOR  
TO 02 FEBRUARY 2022 ORDINARY MEETING  
GOV400088, FIN300053, GOV400098

### RECOMMENDATION

#### That Council:

1. receive the report by the Financial Planning Coordinator on the Monthly Statement of Investments as at 30 November 2021; and
2. note the certification of the Responsible Accounting Officer.

### Executive summary

The purpose of this report is to certify that Council's investments have been made in accordance with legal and policy requirements, provide information on the detail of investments and raise other matters relevant to Council's investment portfolio as required.

### Disclosure of Interest

Nil

### Detailed report

The attachment to this report provides information on the performance of the portfolio and provides a register of all investments held as at 30 November 2021.

### Community Plan implications

Theme	Good Governance
Goal	An effective and efficient organisation
Strategy	Prudently manage risks association with all Council activities

### Strategic implications

#### Council Strategies

Not Applicable

#### Council Policies

Council's Investments Policy requires a written report each month setting out the entire investment portfolio.

#### Legislation

As per Clause 212 of the Local Government (General) Regulation 2005 the Responsible Accounting Officer certifies that;

- a) this report sets out details of all money that the Council has invested under Section 625 of the Act; and
- b) all investments have been made in accordance with the Act and the regulations.

## Financial implications

Not Applicable

## Associated Risks

Not Applicable

AMANDA COVER  
FINANCIAL PLANNING COORDINATOR

LEONIE JOHNSON  
CHIEF FINANCIAL OFFICER

14 December 2021

*Attachments:* 1. Investment Report 30 November 2021.

### APPROVED FOR SUBMISSION:

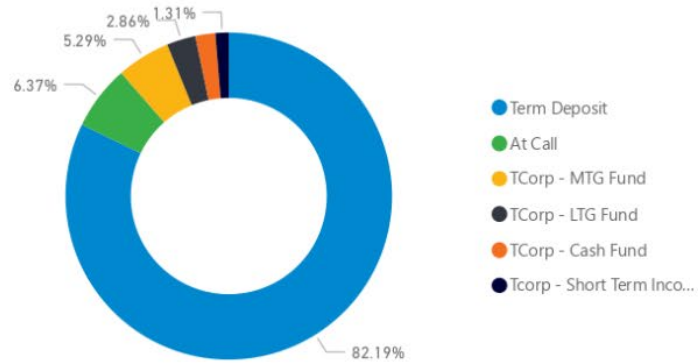
JULIE ROBERTSON  
ACTING GENERAL MANAGER

## Mid-Western Regional Council Cash and Investments as at 30 November 2021

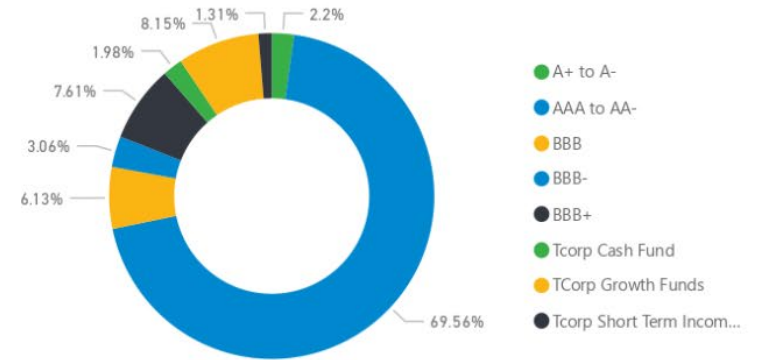
Total Investment Portfolio (\$)

**114.26M**

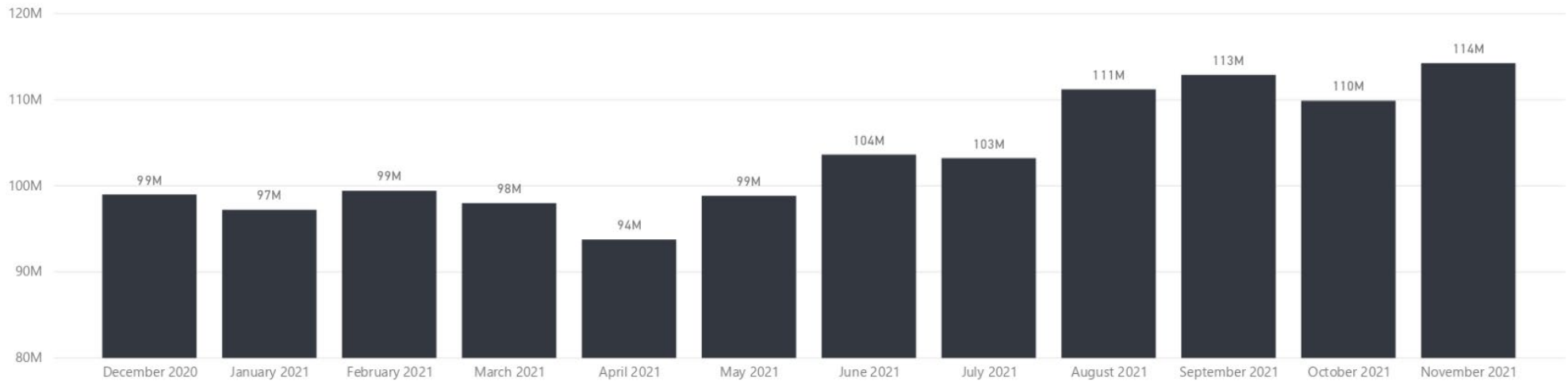
Investments by Type

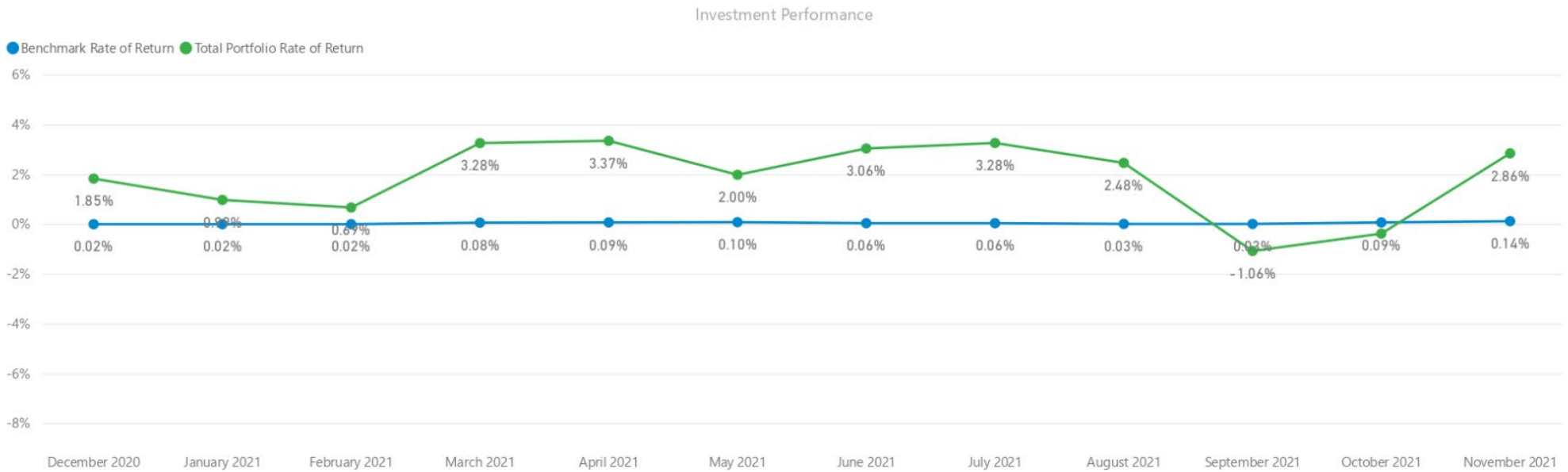
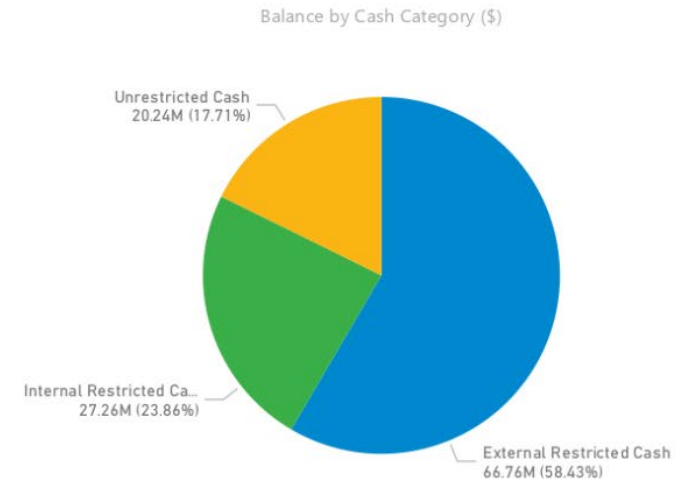
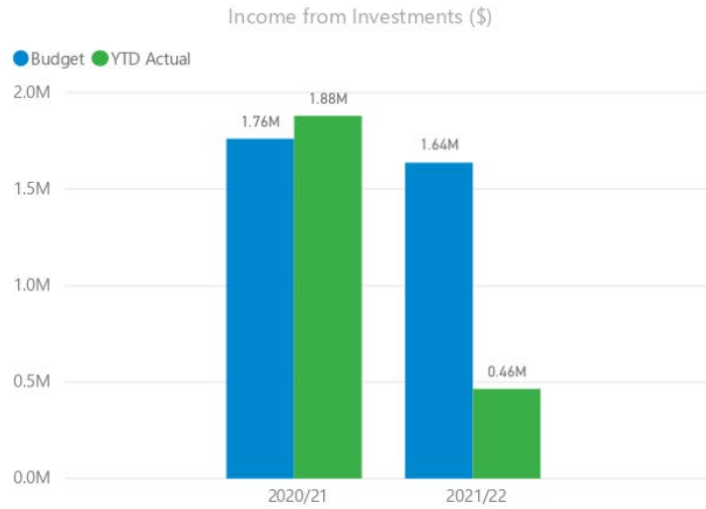


Investments by Long Term Rating



Portfolio Balance at End of Month (\$)





<b>At Call Fund and Managed Funds</b>			
<b>Institution</b>	<b>Yield</b>	<b>Term to Maturity</b>	<b>Principal Amount</b>
NAB	0.25%	0	\$ 7,276,424
TCorp - Cash Fund	0.50%	1	\$ 2,258,398
TCorp - Long Term Growth Fund	0.50%	5	\$ 3,270,348
TCorp - Medium Term Growth Fund	0.50%	5	\$ 6,039,860
TCorp - Short Term Income Fund	0.50%	5	\$ 1,500,517
<b>Total</b>			<b>\$ 20,345,546</b>
<b>Current Term Deposits</b>			
<b>Institution</b>	<b>Yield</b>	<b>Term to Maturity</b>	<b>Principal Amount</b>
AMP	0.75%	8	\$ 2,000,000
AMP	0.75%	64	\$ 1,500,000
Bank Of Queensland	1.60%	78	\$ 1,500,000
Bank Of Queensland	1.45%	92	\$ 1,000,000
Bank Of Queensland	0.90%	302	\$ 1,500,000
Bank Of Queensland	0.50%	239	\$ 2,200,000
Bank Of Queensland	0.50%	344	\$ 1,500,000
Bank Of Queensland	0.61%	302	\$ 1,000,000
CBA	0.53%	50	\$ 2,000,000
CBA	0.53%	64	\$ 2,000,000
CBA	0.53%	106	\$ 2,000,000
CBA	0.44%	148	\$ 2,500,000
CBA	0.43%	134	\$ 1,500,000
CBA	0.46%	176	\$ 1,500,000
CBA	0.42%	190	\$ 1,000,000
CBA	0.42%	204	\$ 2,000,000
CBA	0.41%	190	\$ 1,000,000
CBA	0.46%	246	\$ 1,500,000
CBA	0.46%	232	\$ 1,700,000
CBA	0.72%	918	\$ 2,000,000
CBA	0.47%	274	\$ 1,500,000
CBA	0.50%	330	\$ 1,500,000
CBA	0.47%	330	\$ 1,000,000
CBA	0.47%	386	\$ 1,500,000
CBA	0.85%	1058	\$ 2,500,000
CBA	0.48%	414	\$ 2,000,000
CBA	0.77%	1016	\$ 1,000,000
CBA	0.73%	512	\$ 1,500,000
ING	1.13%	162	\$ 1,500,000
Judobank	0.65%	267	\$ 1,500,000
Judobank	0.90%	330	\$ 1,000,000
Judobank	1.01%	316	\$ 1,000,000
Macquarie	1.40%	456	\$ 1,014,077
MyState Bank	0.52%	218	\$ 1,000,000
MyState Bank	0.52%	211	\$ 1,500,000
MyState Bank	0.52%	232	\$ 1,000,000
NAB	0.87%	260	\$ 2,000,000
NAB	0.79%	288	\$ 1,500,000
NAB	0.70%	316	\$ 1,000,000
NAB	0.61%	22	\$ 1,500,000
NAB	0.57%	113	\$ 2,000,000
NAB	0.48%	120	\$ 2,500,000
NAB	0.57%	456	\$ 1,700,000
NAB	0.65%	575	\$ 2,000,000
NAB	0.51%	387	\$ 1,800,000
NAB	0.45%	358	\$ 1,500,000
NAB	0.45%	372	\$ 2,000,000
NAB	0.80%	1002	\$ 1,500,000
NAB	0.64%	694	\$ 3,000,000
NAB	0.45%	400	\$ 1,500,000
NAB	0.70%	666	\$ 2,500,000
NAB	0.48%	428	\$ 1,000,000
St George	0.60%	36	\$ 1,500,000
St George	0.60%	50	\$ 1,500,000
Westpac	0.85%	248	\$ 2,000,000
Westpac	0.62%	8	\$ 1,500,000
Westpac	1.06%	806	\$ 2,000,000
Westpac	0.70%	421	\$ 1,500,000
<b>Total</b>			<b>\$ 93,914,077</b>

Investment Portfolio Summary

Term to Maturity	Amount	Actual	Cumulative Actual	Cumulative Minimum	Policy Compliance
Less than 3 months	\$ 35,345,546	31%	31%	20%	OK
Between 3 months and 1 year	\$ 46,900,000	41%	72%	40%	OK
Between 1 year and 2 years	\$ 23,014,077	20%	92%	50%	OK
Between 2 years and 4 years	\$ 9,000,000	8%	100%	85%	OK
More than 5 years	\$ -	0%	100%	0%	OK
<b>Total</b>	<b>\$ 114,259,623</b>				

Long Term Rating	Institution	Policy Limit	Policy Compliance (Institution)	% of Portfolio	Amount
AA-	CBA	40%	OK	29%	\$ 33,200,000
	NAB	40%	OK	32%	\$ 36,276,424
	St George	40%	OK	3%	\$ 3,000,000
	Westpac	40%	OK	6%	\$ 7,000,000
A+	Macquarie	20%	OK	1%	\$ 1,014,077
A	ING	20%	OK	1%	\$ 1,500,000
	Bank Of Queensland	10%	OK	8%	\$ 8,700,000
BBB+	AMP	5%	OK	3%	\$ 3,500,000
BBB	MyState Bank	5%	OK	3%	\$ 3,500,000
	TCorp - Cash Fund	30%	OK	2%	\$ 2,258,398
TCorp Growth Funds	TCorp - Long Term Growth Fund	15%	OK	3%	\$ 3,270,348
	TCorp - Medium Term Growth Fund	15%	OK	5%	\$ 6,039,860
TCorp Short Term Income Fund	Fund	15%	OK	1%	\$ 1,500,517
BBB-	Judobank	5%	OK	3%	\$ 3,500,000
<b>Grand Total</b>				<b>100%</b>	<b>\$114,259,623</b>

Long Term Rating Group	Credit Policy Limit	Policy Compliance (SP Group)	% of Portfolio	Amount
AAA to AA-	100%	OK	70%	\$ 79,476,424
A+ to A-	50%	OK	2%	\$ 2,514,077
BBB+	20%	OK	8%	\$ 8,700,000
BBB	10%	OK	6%	\$ 7,000,000
TCorp Cash Fund	30%	OK	2%	\$ 2,258,398
TCorp Growth Funds	15%	OK	8%	\$ 9,310,207
TCorp Short Term Income Fund	15%	OK	1%	\$ 1,500,517
BBB-	5%	OK	3%	\$ 3,500,000
<b>Grand Total</b>			<b>100%</b>	<b>\$ 114,259,623</b>

**Monthly Investment Portfolio Activity**

The below table shows investments activities of At Call Fund and Managed Funds

Bank Accounts	Opening Balance	Redeemed Balance	Re-invested Balance
NAB (At call account)	2,236,720		7,276,424
TCorp - Cash Fund	2,257,202		2,258,398
TCorp - Long Term Growth Fund	3,217,683		3,270,348
TCorp - Medium Term Growth Fund	5,966,302		6,039,860
TCorp - Short Term Income Fund	1,498,387		1,500,517
<b>Total</b>	<b>15,176,296</b>	<b>-</b>	<b>20,345,546</b>

The below table shows matured term deposits

Institution	Yield	Maturity Date	Principal Amount	Total Interest Amount
Bank Of Queensland	1.65%	10/11/2021	2,500,000	82,274
CBA	0.68%	24/11/2021	1,800,000	13,850
<b>Total</b>			<b>4,300,000</b>	<b>96,124</b>

The below table shows new term deposits

Institution	Yield	Maturity Date	Principal Amount	Total Interest Amount
Bank Of Queensland	0.61%	28/09/2022	1,000,000	5,381
Judobank	1.01%	12/10/2022	1,000,000	9,298
Westpac	0.70%	25/01/2023	1,500,000	12,284
<b>Total</b>			<b>3,500,000</b>	<b>26,962</b>