

Item 9: Finance

9.1 Monthly Statement of Investments as at 31 October 2021

REPORT BY THE FINANCIAL PLANNING COORDINATOR
TO 02 FEBRUARY 2022 ORDINARY MEETING
GOV400088, FIN300053, GOV400098

RECOMMENDATION

That Council:

1. **receive the report by the Financial Planning Coordinator on the Monthly Statement of Investments as at 31 October 2021; and**
2. **note the certification of the Responsible Accounting Officer.**

Executive summary

The purpose of this report is to certify that Council's investments have been made in accordance with legal and policy requirements, provide information on the detail of investments and raise other matters relevant to Council's investment portfolio as required.

Disclosure of Interest

Nil

Detailed report

The attachment to this report provides information on the performance of the portfolio and provides a register of all investments held as at 31 October 2021.

Community Plan implications

Theme	Good Governance
Goal	An effective and efficient organisation
Strategy	Prudently manage risks association with all Council activities

Strategic implications

Council Strategies

Not Applicable

Council Policies

Council's Investments Policy requires a written report each month setting out the entire investment portfolio.

Legislation

As per Clause 212 of the Local Government (General) Regulation 2005 the Responsible Accounting Officer certifies that;

- a) this report sets out details of all money that the Council has invested under Section 625 of the Act; and
- b) all investments have been made in accordance with the Act and the regulations.

Financial implications

Not Applicable

Associated Risks

Not Applicable

AMANDA COVER
FINANCIAL PLANNING COORDINATOR

LEONIE JOHNSON
CHIEF FINANCIAL OFFICER

10 November 2021

Attachments: 1. Investment Report 31 October 2021.

APPROVED FOR SUBMISSION:

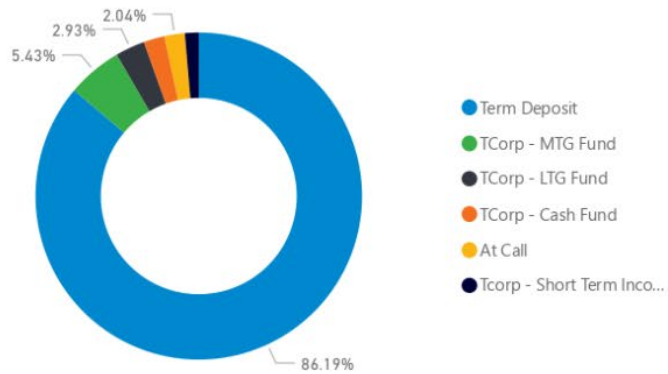
JULIE ROBERTSON
ACTING GENERAL MANAGER

Mid-Western Regional Council Cash and Investments as at 31 October 2021

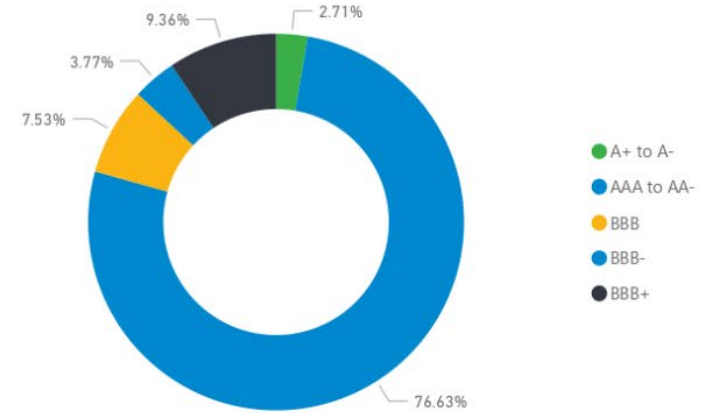
Total Investment Portfolio (\$)

109.89M

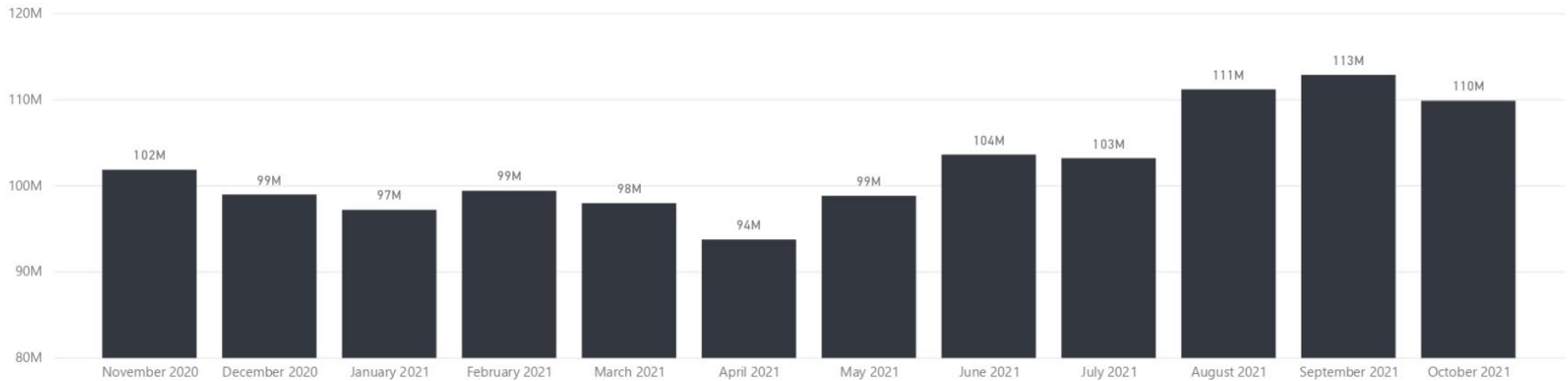
Investments by Type

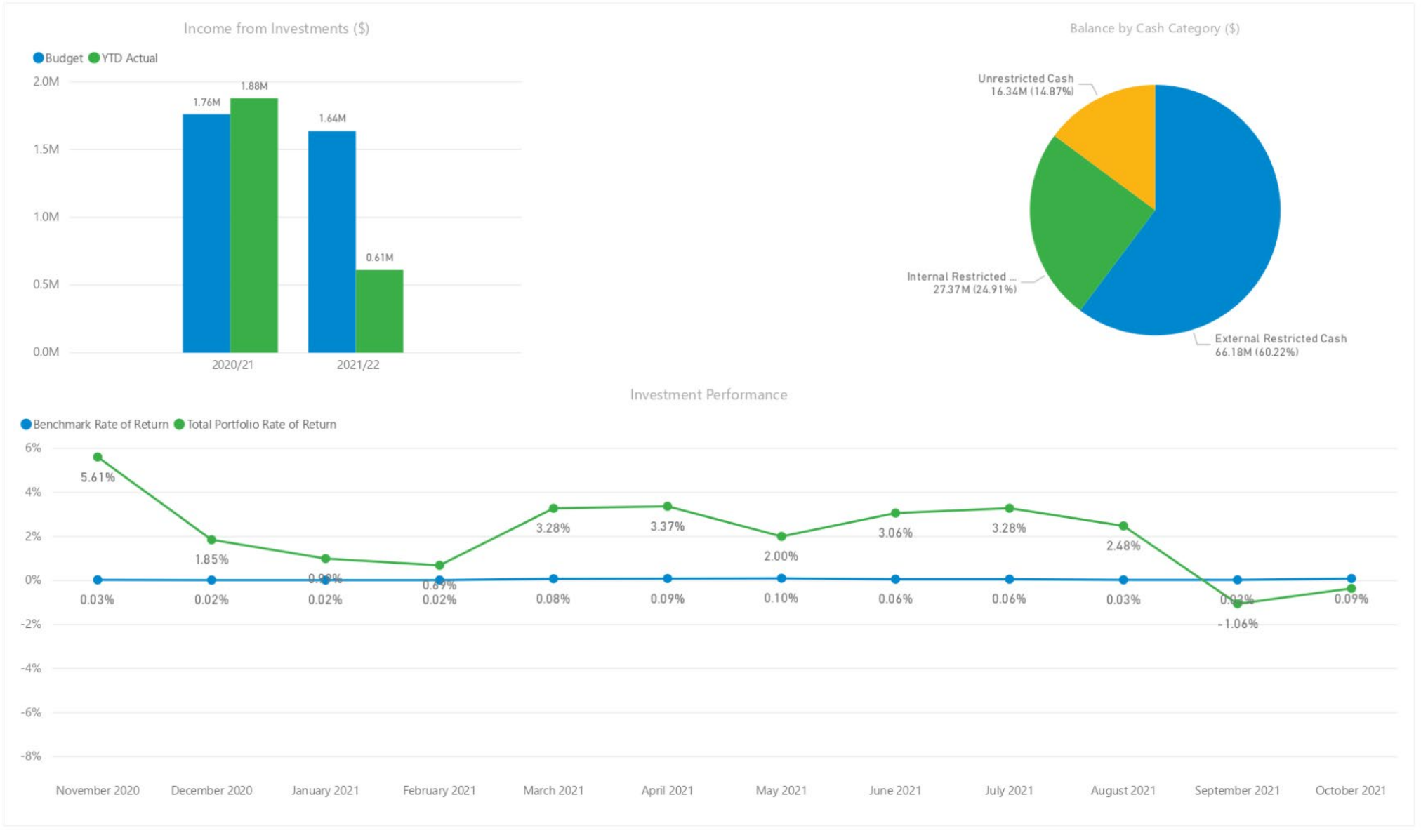


Investments by Long Term Rating



Portfolio Balance at End of Month (\$)





At Call Fund and Managed Funds				
Institution	Yield	Term to Maturity	Principal	Amount
NAB	0.25%	0	\$	2,236,720
TCorp - Cash Fund	0.50%	1	\$	2,257,202
TCorp - Long Term Growth Fund	0.50%	5	\$	3,217,683
TCorp - Medium Term Growth Fund	0.50%	5	\$	5,966,302
Tcorp - Short Term Income Fund	0.50%	5	\$	1,498,387
Total			\$	15,176,296
Current Term Deposits				
Institution	Yield	Term to Maturity	Principal	Amount
AMP	0.75%	38	\$	2,000,000
AMP	0.75%	94	\$	1,500,000
Bank Of Queensland	1.65%	10	\$	2,500,000
Bank Of Queensland	1.60%	108	\$	1,500,000
Bank Of Queensland	1.45%	122	\$	1,000,000
Bank Of Queensland	0.90%	332	\$	1,500,000
Bank Of Queensland	0.50%	269	\$	2,200,000
Bank Of Queensland	0.50%	374	\$	1,500,000
CBA	0.68%	24	\$	1,800,000
CBA	0.53%	80	\$	2,000,000
CBA	0.53%	94	\$	2,000,000
CBA	0.53%	136	\$	2,000,000
CBA	0.44%	178	\$	2,500,000
CBA	0.43%	164	\$	1,500,000
CBA	0.46%	206	\$	1,500,000
CBA	0.42%	220	\$	1,000,000
CBA	0.42%	234	\$	2,000,000
CBA	0.41%	220	\$	1,000,000
CBA	0.46%	276	\$	1,500,000
CBA	0.46%	262	\$	1,700,000
CBA	0.72%	948	\$	2,000,000
CBA	0.47%	304	\$	1,500,000
CBA	0.50%	360	\$	1,500,000
CBA	0.47%	360	\$	1,000,000
CBA	0.47%	416	\$	1,500,000
CBA	0.85%	1088	\$	2,500,000
CBA	0.48%	444	\$	2,000,000
CBA	0.77%	1046	\$	1,000,000
CBA	0.73%	542	\$	1,500,000
ING	1.13%	192	\$	1,500,000
Judobank	0.65%	297	\$	1,500,000
Judobank	0.90%	360	\$	1,000,000
Macquarie	1.40%	486	\$	1,014,077
MyState Bank	0.52%	248	\$	1,000,000
MyState Bank	0.52%	241	\$	1,500,000
MyState Bank	0.52%	262	\$	1,000,000
NAB	0.87%	290	\$	2,000,000
NAB	0.79%	318	\$	1,500,000
NAB	0.70%	346	\$	1,000,000
NAB	0.61%	52	\$	1,500,000
NAB	0.57%	143	\$	2,000,000
NAB	0.48%	150	\$	2,500,000
NAB	0.57%	486	\$	1,700,000
NAB	0.65%	605	\$	2,000,000
NAB	0.51%	417	\$	1,800,000
NAB	0.45%	388	\$	1,500,000
NAB	0.45%	402	\$	2,000,000
NAB	0.80%	1032	\$	1,500,000
NAB	0.64%	724	\$	3,000,000
NAB	0.45%	430	\$	1,500,000
NAB	0.70%	696	\$	2,500,000
NAB	0.48%	458	\$	1,000,000
St George	0.60%	66	\$	1,500,000
St George	0.60%	80	\$	1,500,000
Westpac	0.85%	278	\$	2,000,000
Westpac	0.62%	38	\$	1,500,000
Westpac	1.06%	836	\$	2,000,000
Total			\$	94,714,077

Investment Portfolio Summary					
Term to Maturity	Amount	Actual	Cumulative Actual	Cumulative Minimum	Policy Compliance
Less than 3 months	\$ 29,476,296	27%	27%	20%	OK
Between 3 months and 1 year	\$ 46,900,000	43%	70%	40%	OK
Between 1 year and 2 years	\$ 24,514,077	22%	92%	50%	OK
Between 2 years and 4 years	\$ 9,000,000	8%	100%	85%	OK
More than 5 years	\$ -	0%	100%	0%	OK
Total	\$ 109,890,373				

Long Term Rating	Institution	Policy Limit	Policy Compliance (Institution)	% of Portfolio	Amount
AA-	CBA	40%	OK	32%	\$ 35,000,000
	NAB	40%	OK	28%	\$ 31,236,720
	St George	40%	OK	3%	\$ 3,000,000
	Westpac	40%	OK	5%	\$ 5,500,000
A+	Macquarie	20%	OK	1%	\$ 1,014,077
A	ING	20%	OK	1%	\$ 1,500,000
	Bank Of Queensland	10%	OK	9%	\$ 10,200,000
BBB+	AMP	5%	OK	3%	\$ 3,500,000
BBB	MyState Bank	5%	OK	3%	\$ 3,500,000
	Tcorp Cash Fund	30%	OK	2%	\$ 2,257,202
Tcorp Growth Funds	TCorp - Long Term Growth Fund	15%	OK	3%	\$ 3,217,683
	TCorp - Medium Term Growth Fund	15%	OK	5%	\$ 5,966,302
Tcorp Short Term Income Fund	Tcorp - Short Term Income Fund	15%	OK	1%	\$ 1,498,387
BBB-	Judobank	5%	OK	2%	\$ 2,500,000
Grand Total				100%	\$109,890,373

Long Term Rating Group	Credit Policy Limit	Policy Compliance (SP Group)	% of Portfolio	Amount
AAA to AA-	100%	OK	68%	\$ 74,736,720
A+ to A-	50%	OK	2%	\$ 2,514,077
BBB+	20%	OK	9%	\$ 10,200,000
BBB	10%	OK	6%	\$ 7,000,000
Tcorp Cash Fund	30%	OK	2%	\$ 2,257,202
TCorp Growth Funds	15%	OK	8%	\$ 9,183,986
Tcorp Short Term Income Fund	15%	OK	1%	\$ 1,498,387
BBB-	5%	OK	2%	\$ 2,500,000
Grand Total			100%	\$ 109,890,373

Monthly Investment Portfolio Activity

The below table shows investments activities of At Call Fund and Managed Funds

Bank Accounts	Opening Balance	Redeemed Balance	Re-invested Balance
NAB (At call account)	5,365,374		2,236,720
TCorp - Cash Fund	2,258,969		2,257,202
TCorp - Long Term Growth Fund	3,238,257		3,217,683
TCorp - Medium Term Growth Fund	6,018,135		5,966,302
TCorp - Short Term Income Fund	1,501,580		1,498,387
Total	18,382,315	-	15,176,296

The below table shows matured term deposits

Institution	Yield	Maturity Date	Principal Amount	Total Interest Amount
MyState Bank	0.75%	27/10/2021	2,600,000	21,316
CBA	0.70%	13/10/2021	1,500,000	10,874
CBA	0.55%	20/10/2021	1,200,000	6,203
Total			5,300,000	38,393

The below table shows new term deposits

Institution	Yield	Maturity Date	Principal Amount	Total Interest Amount
NAB	0.48%	1/02/2023	1,000,000	6,352
Judobank	0.90%	26/10/2022	1,000,000	8,975
CBA	0.73%	26/04/2023	1,500,000	16,380
Westpac	1.06%	14/02/2024	2,000,000	48,789
Total			5,500,000	80,496