

9.6 Monthly Statement of Investments as at 31 July 2021

REPORT BY THE FINANCIAL PLANNING COORDINATOR
TO 15 SEPTEMBER 2021 ORDINARY MEETING
GOV400088, FIN300053

RECOMMENDATION

That Council:

1. receive the report by the Financial Planning Coordinator on the Monthly Statement of Investments as at 31 July 2021; and
2. note the certification of the Responsible Accounting Officer.

Executive summary

The purpose of this report is to certify that Council's investments have been made in accordance with legal and policy requirements, provide information on the detail of investments and raise other matters relevant to Council's investment portfolio as required.

Disclosure of Interest

Nil.

Detailed report

The attachment to this report provides information on the performance of the portfolio and provides a register of all investments held as at 31 July 2021.

Community Plan implications

Theme	Good Governance
Goal	An effective and efficient organisation
Strategy	Prudently manage risks association with all Council activities

Strategic implications

Council Strategies

Not applicable.

Council Policies

Council's Investments Policy requires a written report each month setting out the entire investment portfolio.

Legislation

As per Clause 212 of the Local Government (General) Regulation 2005 the Responsible Accounting Officer certifies that;

- a) this report sets out details of all money that the Council has invested under Section 625 of the Act, and
- b) all investments have been made in accordance with the Act and the regulations.

Financial implications

Not applicable.

Associated Risks

Not applicable.

AMANDA COVER
FINANCIAL PLANNING COORDINATOR

LEONIE JOHNSON
CHIEF FINANCIAL OFFICER

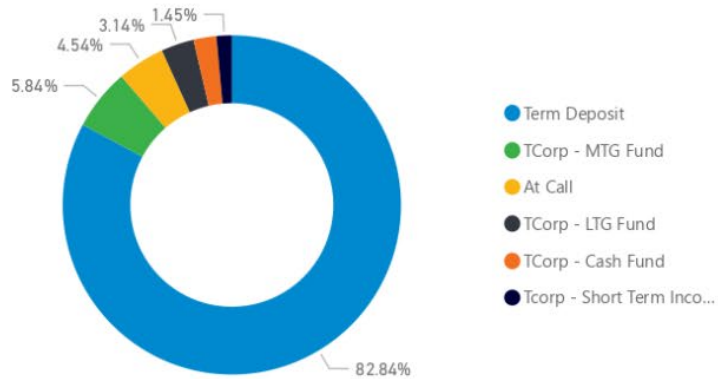
6 August 2021

Attachments: 1. Investment Report 31 July 2021.

APPROVED FOR SUBMISSION:

BRAD CAM
GENERAL MANAGER

Investments by Type

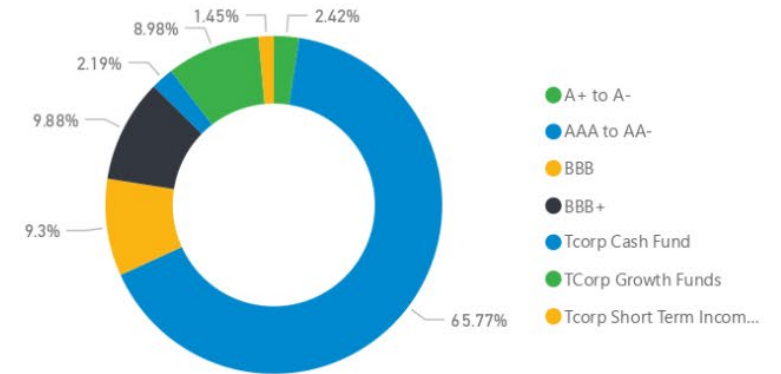


Mid-Western Regional Council Cash and Investments as at 31 July 2021

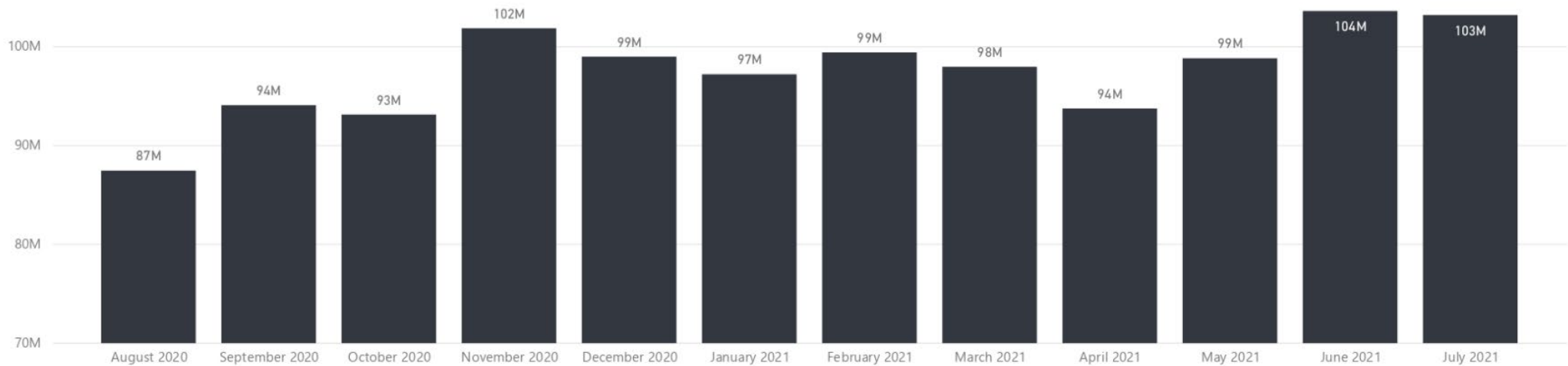
Total Investment Portfolio

103.21M

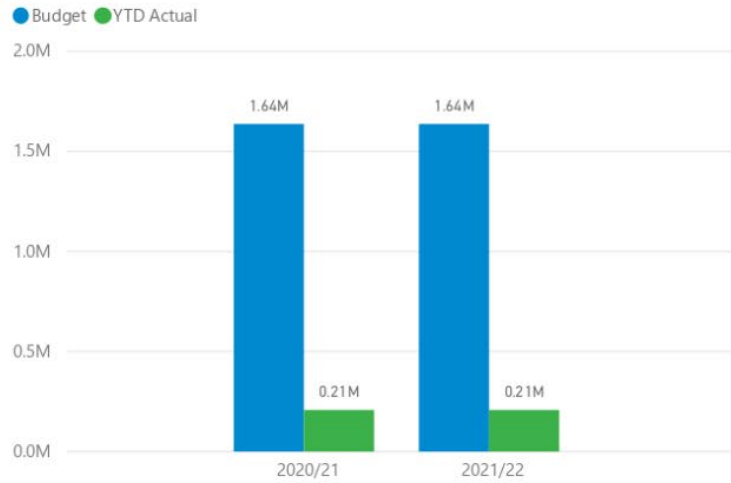
Investments by Long Term Rating



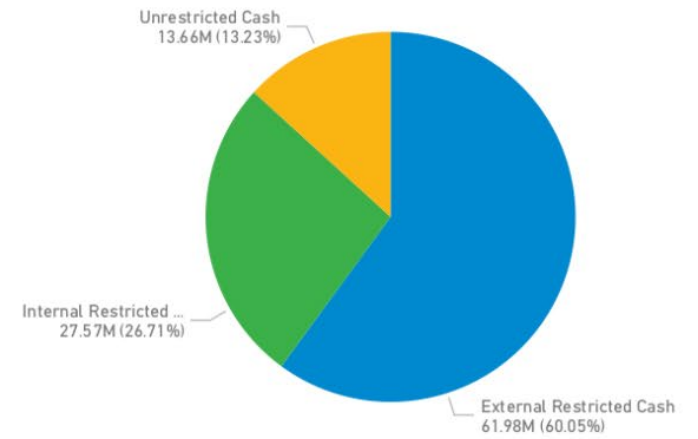
Portfolio Balance at End of Month



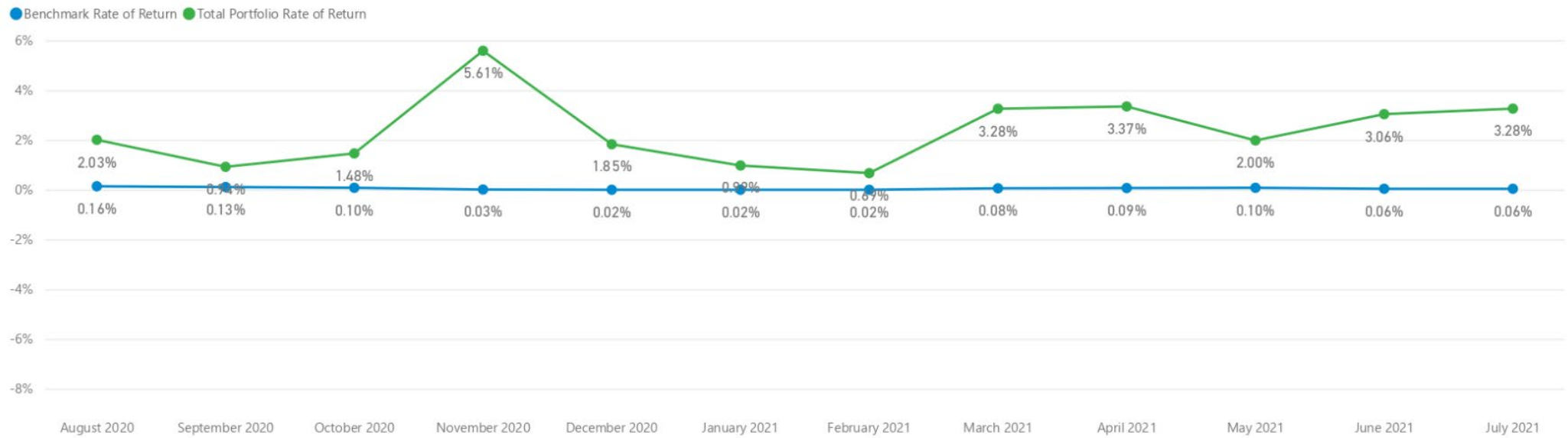
Income from Investments



Balance by Cash Category



Investment Performance



At Call Fund and Managed Funds

Institution	Yield	Term to Maturity	Principal	Amount
NAB	0.50%	0	\$	4,683,024
TCorp - Cash Fund	0.50%	1	\$	2,259,110
TCorp - Long Term Growth Fund	0.50%	5	\$	3,237,106
TCorp - Medium Term Growth Fund	0.50%	5	\$	6,028,053
TCorp - Short Term Income Fund	0.50%	5	\$	1,501,348
Total			\$	17,708,640

Current Term Deposits

Institution	Yield	Term to Maturity	Principal	Amount
AMP	0.75%	130	\$	2,000,000
AMP	0.75%	186	\$	1,500,000
Bank Of Queensland	1.65%	102	\$	2,500,000
Bank Of Queensland	1.60%	200	\$	1,500,000
Bank Of Queensland	1.45%	214	\$	1,000,000
Bank Of Queensland	0.90%	424	\$	1,500,000
Bank Of Queensland	0.50%	361	\$	2,200,000
Bank Of Queensland	0.50%	466	\$	1,500,000
CBA	0.70%	74	\$	1,500,000
CBA	0.68%	116	\$	1,800,000
CBA	0.55%	81	\$	1,200,000
CBA	0.53%	172	\$	2,000,000
CBA	0.53%	186	\$	2,000,000
CBA	0.53%	228	\$	2,000,000
CBA	0.44%	270	\$	2,500,000
CBA	0.43%	256	\$	1,500,000
CBA	0.46%	298	\$	1,500,000
CBA	0.42%	312	\$	1,000,000
CBA	0.42%	326	\$	2,000,000
CBA	0.41%	312	\$	1,000,000
CBA	0.46%	368	\$	1,500,000
CBA	0.46%	354	\$	1,700,000
CBA	0.72%	1040	\$	2,000,000
CBA	0.47%	396	\$	1,500,000
CBA	0.50%	452	\$	1,500,000
ING	1.13%	284	\$	1,500,000
Macquarie	1.40%	578	\$	1,000,000
MyState Bank	0.75%	88	\$	2,600,000
MyState Bank	0.52%	340	\$	1,000,000
MyState Bank	0.52%	333	\$	1,500,000
MyState Bank	0.52%	354	\$	1,000,000
NAB	0.80%	18	\$	1,500,000
NAB	0.87%	382	\$	2,000,000
NAB	0.81%	25	\$	2,000,000
NAB	0.75%	53	\$	2,500,000
NAB	0.75%	60	\$	1,000,000
NAB	0.79%	410	\$	1,500,000
NAB	0.70%	438	\$	1,000,000
NAB	0.61%	144	\$	1,500,000
NAB	0.57%	235	\$	2,000,000
NAB	0.48%	242	\$	2,500,000
NAB	0.57%	578	\$	1,700,000
NAB	0.65%	697	\$	2,000,000
NAB	0.51%	509	\$	1,800,000
NAB	0.45%	480	\$	1,500,000
St George	0.60%	158	\$	1,500,000
St George	0.60%	172	\$	1,500,000
Westpac	1.54%	4	\$	1,500,000
Westpac	0.85%	370	\$	2,000,000
Westpac	0.80%	32	\$	1,000,000
Westpac	0.80%	46	\$	1,500,000
Westpac	0.62%	130	\$	1,500,000
Total			\$	85,500,000

Investment Portfolio Summary

Term to Maturity	Amount	Actual	Cumulative Actual	Cumulative Minimum	Policy Compliance
Less than 3 months	\$ 34,008,640	33%	33%	20%	OK
Between 3 months and 1 ye	\$ 45,200,000	44%	77%	40%	OK
Between 1 year and 2 years	\$ 22,000,000	21%	98%	50%	OK
Between 2 years and 4 year	\$ 2,000,000	2%	100%	85%	OK
More than 5 years	\$ -	0%	100%	0%	OK
Total	\$ 103,208,640				

Long Term Rating	Institution	Policy Limit	Policy Compliance (Institution)	% of Portfolio	Amount
AA-	CBA	40%	OK	27%	\$ 28,200,000
	NAB	40%	OK	28%	\$ 29,183,024
	St George	40%	OK	3%	\$ 3,000,000
	Westpac	40%	OK	7%	\$ 7,500,000
A+	Macquarie	20%	OK	1%	\$ 1,000,000
A	ING	20%	OK	1%	\$ 1,500,000
	Bank Of Queensland	10%	OK	10%	\$ 10,200,000
BBB+	AMP	5%	OK	3%	\$ 3,500,000
BBB	MyState Bank	5%	Over Limit	6%	\$ 6,100,000
	TCorp - Cash Fund	30%	OK	2%	\$ 2,259,110
TCorp Growth Funds	TCorp - Long Term Growth Fund	15%	OK	3%	\$ 3,237,106
	TCorp - Medium Term Growth Fund	15%	OK	6%	\$ 6,028,053
Tcorp Short Term Income Fund		15%	OK	1%	\$ 1,501,348
Grand Total				100%	\$ 103,208,640

Long Term Rating Group	Credit Policy Limit	Policy Compliance (SP)	% of Portfolio	Amount
AAA to AA-	100%	OK	66%	\$ 67,883,024
A+ to A-	50%	OK	2%	\$ 2,500,000
BBB+	20%	OK	10%	\$ 10,200,000
BBB	10%	OK	9%	\$ 9,600,000
Tcorp Cash Fund	30%	OK	2%	\$ 2,259,110
TCorp Growth Funds	15%	OK	9%	\$ 9,265,158
Tcorp Short Term Income	15%	OK	1%	\$ 1,501,348
Grand Total			100%	\$ 103,208,640

Monthly Investment Portfolio Activity

The below table shows investments activities of At Call Fund and Managed Funds

Bank Accounts	Opening Balance	Redeemed Balance	Re-invested Balance
NAB (At call account)	4,551,090		4,683,024
TCorp - Cash Fund	2,258,868		2,259,110
TCorp - Long Term Growth Fund	3,175,571		3,237,106
TCorp - Medium Term Growth Fund	5,936,608		6,028,053
TCorp - Short Term Income Fund	1,500,150		1,501,348
Total	17,422,287	-	17,708,640

The below table shows matured term deposits

Institution	Yield	Maturity Date	Principal Amount	Total Interest Amount
NAB	1.00%	7/07/2021	1,800,000	18,641
NAB	0.85%	21/07/2021	2,200,000	18,293
NAB	0.81%	14/07/2021	1,500,000	11,418
Total			5,500,000	48,352

The below table shows new term deposits

Institution	Yield	Maturity Date	Principal Amount	Total Interest Amount
NAB	0.51%	22/12/2022	1,800,000	13,380
Bank Of Queensland	0.50%	9/11/2022	1,500,000	9,637
NAB	0.45%	23/11/2022	1,500,000	8,932
Total			4,800,000	31,949