

## 9.5 Monthly Statement of Investments as at 31 May 2021

REPORT BY THE MANAGER FINANCE  
TO 16 JUNE 2021 ORDINARY MEETING  
GOV400088, FIN300053

### RECOMMENDATION

#### That Council:

1. **receive the report by Manager Finance the on the Monthly Statement of Investments as at 31 May 2021; and**
2. **note the certification of the Responsible Accounting Officer.**

### Executive summary

The purpose of this report is to certify that Council's investments have been made in accordance with legal and policy requirements, provide information on the detail of investments and raise other matters relevant to Council's investment portfolio as required.

### Disclosure of Interest

Nil.

### Detailed report

The attachment to this report provides information on the performance of the portfolio and provides a register of all investments held as at 31 May 2021.

#### Breach of policy limit

Due to a revision in the credit rating recorded for MyState Bank the total investment balance with this institution is now reported as over policy limit. At the end of this month the balance with MyState makes up 6% of the portfolio, with a limit of 5% for a BBB rated institution.

In accordance with the policy an immediate freeze will be imposed on the acquisition of new investments with this institution until the portfolio can be effectively managed back to the requirements of the Investments Policy. The next opportunity to do this will be in October 2021.

### Community Plan implications

<b>Theme</b>	<b>Good Governance</b>
Goal	An effective and efficient organisation
Strategy	Prudently manage risks association with all Council activities

### Strategic implications

#### Council Strategies

Not applicable.

### **Council Policies**

Council's Investments Policy requires a written report each month setting out the entire investment portfolio.

### **Legislation**

As per Clause 212 of the Local Government (General) Regulation 2005 the Responsible Accounting Officer certifies that;

- a) this report sets out details of all money that the Council has invested under Section 625 of the Act, and
- b) all investments have been made in accordance with the Act and the regulations, and
- c) breach of Councils Investment Policy is noted in the detailed report above.

### Financial implications

Not applicable.

### Associated Risks

Not applicable.

NEIL BUNGATE  
MANAGER FINANCE

LEONIE JOHNSON  
CHIEF FINANCIAL OFFICER

2 June 2021

*Attachments:* 1. Investment Report 31 May 2021.

### APPROVED FOR SUBMISSION:

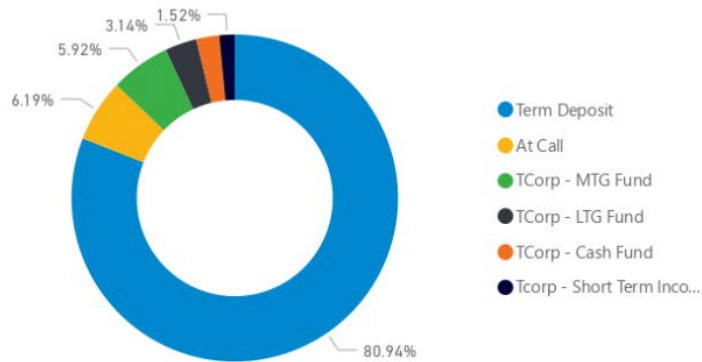
BRAD CAM  
GENERAL MANAGER

## Mid-Western Regional Council Cash and Investments as at 31 May 2021

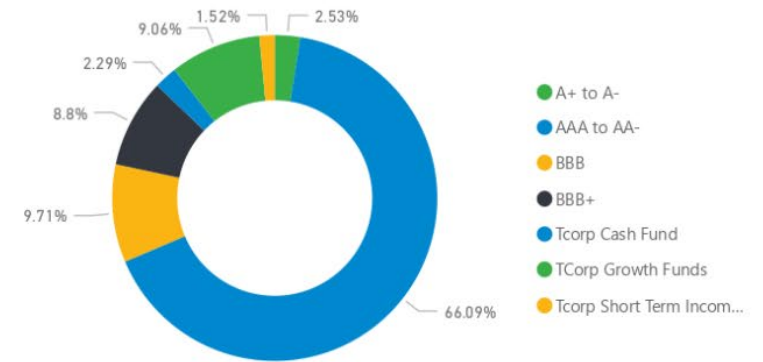
Total Investment Portfolio

**98.84M**

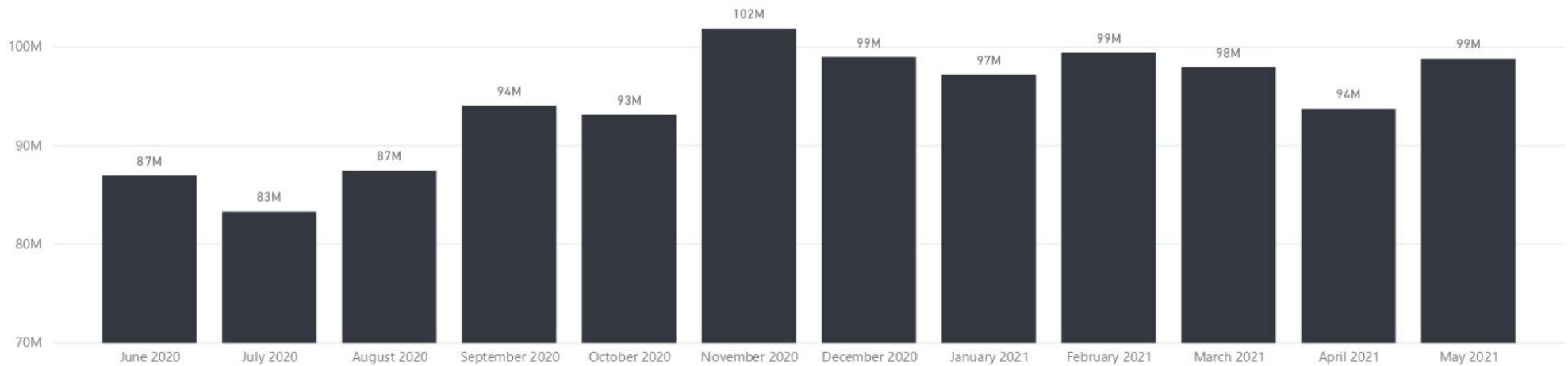
Investments by Type



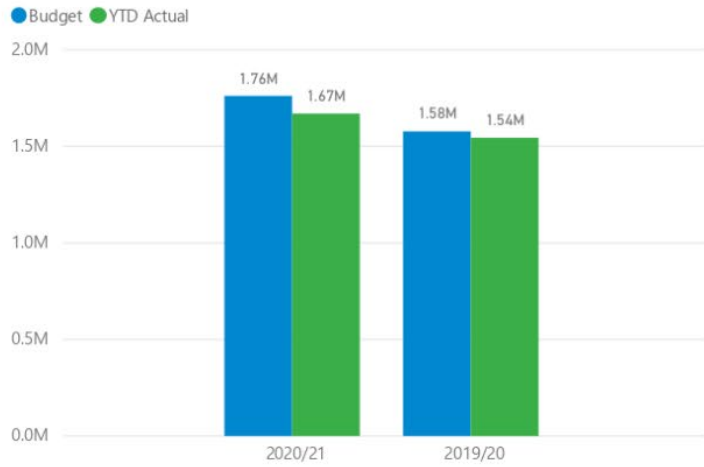
Investments by Long Term Rating



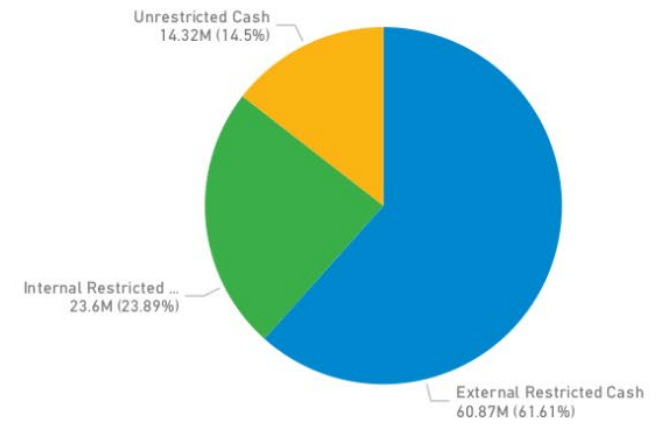
Portfolio Balance at End of Month



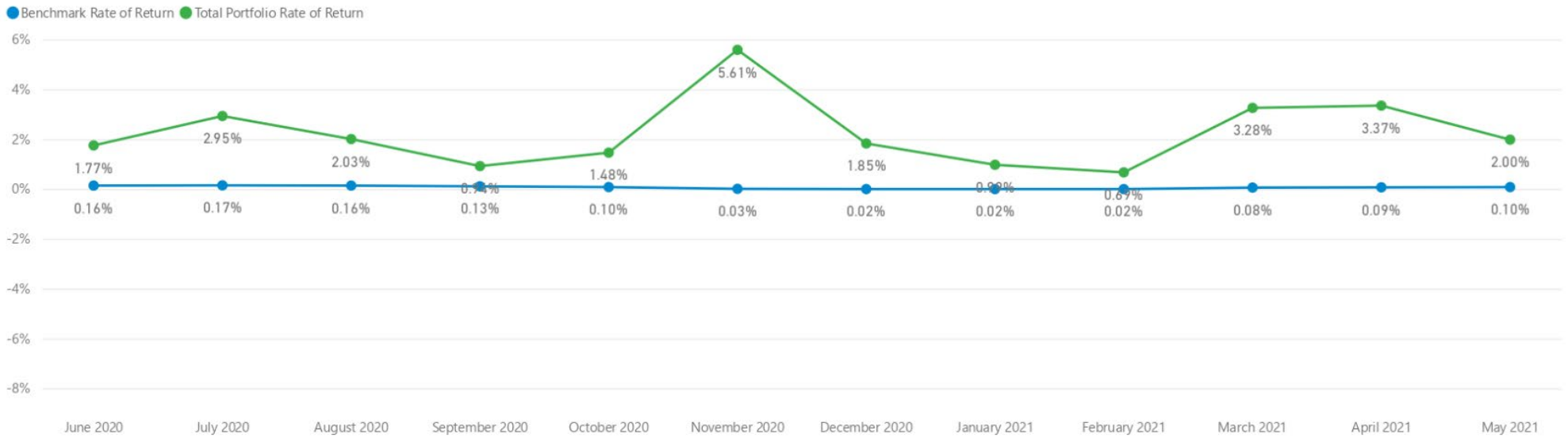
Income from Investments



Balance by Cash Category



Investment Performance



**At Call Fund and Managed Funds**

Institution	Yield	Term to Maturity	Principal Amount
NAB	0.50%	0	6,122,084.77
TCorp - Cash Fund	0.50%	1	2,258,705.62
TCorp - Long Term Growth Fund	0.50%	5	3,101,874.87
TCorp - Medium Term Growth Fund	0.50%	5	5,854,863.89
Tcorp - Short Term Income Fund	0.50%	5	1,499,069.58
<b>Total</b>			<b>18,836,598.73</b>

**Current Term Deposits**

Institution	Yield	Term to Maturity	Principal Amount
AMP	0.75%	191	2,000,000
AMP	0.75%	247	1,500,000
Bank Of Queensland	1.65%	163	2,500,000
Bank Of Queensland	1.60%	261	1,500,000
Bank Of Queensland	1.45%	275	1,000,000
Bank Of Queensland	0.90%	485	1,500,000
Bank Of Queensland	0.50%	422	2,200,000
CBA	0.70%	135	1,500,000
CBA	0.68%	177	1,800,000
CBA	0.55%	142	1,200,000
CBA	0.53%	233	2,000,000
CBA	0.53%	247	2,000,000
CBA	0.53%	289	2,000,000
CBA	0.44%	331	2,500,000
CBA	0.43%	317	1,500,000
CBA	0.46%	359	1,500,000
CBA	0.42%	373	1,000,000
CBA	0.42%	387	2,000,000
ING	1.13%	345	1,500,000
Macquarie	1.40%	639	1,000,000
MyState Bank	0.75%	149	2,600,000
MyState Bank	0.52%	401	1,000,000
MyState Bank	0.52%	394	1,500,000
MyState Bank	0.52%	415	1,000,000
NAB	1.00%	37	1,800,000
NAB	0.85%	51	2,200,000
NAB	0.81%	44	1,500,000
NAB	0.80%	79	1,500,000
NAB	0.87%	443	2,000,000
NAB	0.81%	86	2,000,000
NAB	0.75%	114	2,500,000
NAB	0.75%	121	1,000,000
NAB	0.79%	471	1,500,000
NAB	0.70%	499	1,000,000
NAB	0.61%	205	1,500,000
NAB	0.57%	296	2,000,000
NAB	0.48%	303	2,500,000
NAB	0.57%	639	1,700,000
St George	1.15%	9	2,000,000
St George	1.15%	23	3,000,000
St George	0.60%	219	1,500,000
St George	0.60%	233	1,500,000
Westpac	1.54%	65	1,500,000
Westpac	0.85%	431	2,000,000
Westpac	0.80%	93	1,000,000
Westpac	0.80%	107	1,500,000
Westpac	0.62%	191	1,500,000
<b>Total</b>			<b>80,000,000</b>

Investment Portfolio Summary

Term to Maturity	Amount \$'000	Actual	Cumulative Actual	Cumulative Minimum	Policy Compliance
Less than 3 months	34,336,599	35%	35%	20%	OK
Between 3 months and 1 year	45,100,000	46%	80%	40%	OK
Between 1 year and 2 years	19,400,000	20%	100%	50%	OK
Between 2 years and 4 years	-	0%	100%	85%	OK
More than 5 years	-	0%	100%	0%	OK
<b>Total</b>	<b>98,836,599</b>				

Long Term Rating	Institution	Policy Limit	Policy Compliance (Institution)	% of Portfolio	Amount
<b>AA-</b>	<b>CBA</b>	40%	OK	19%	19,000,000
	<b>NAB</b>	40%	OK	31%	30,822,085
	<b>St George</b>	40%	OK	8%	8,000,000
	<b>Westpac</b>	40%	OK	8%	7,500,000
<b>A+</b>	<b>Macquarie</b>	20%	OK	1%	1,000,000
<b>A</b>	<b>ING</b>	20%	OK	2%	1,500,000
	<b>Bank Of Queensland</b>	10%	OK	9%	8,700,000
<b>BBB+</b> <b>BBB</b>	<b>AMP</b>	5%	OK	4%	3,500,000
	<b>MyState Bank</b>	5%	Over Limit	6%	6,100,000
	<b>TCorp - Cash Fund</b>	30%	OK	2%	2,258,706
<b>TCorp Growth Funds</b>	<b>TCorp - Long Term Growth Fund</b>	15%	OK	3%	3,101,875
	<b>TCorp - Medium Term Growth Fund</b>	15%	OK	6%	5,854,864
	<b>TCorp - Short Term Income Fund</b>	15%	OK	2%	1,499,070
<b>TCorp Short Term Inc</b>	<b>Fund</b>	15%	OK	2%	1,499,070
<b>Grand Total</b>				<b>100%</b>	<b>98,836,599</b>

Long Term Rating Group	Credit Policy Limit	Policy Compliance (SP Group)	% of Portfolio	Amount
<b>AAA to AA-</b>	<b>100%</b>	OK	66%	65,322,085
<b>A+ to A-</b>	<b>50%</b>	OK	3%	2,500,000
<b>BBB+</b>	<b>20%</b>	OK	9%	8,700,000
<b>BBB</b>	<b>10%</b>	OK	10%	9,600,000
<b>Tcorp Cash Fund</b>	<b>30%</b>	OK	2%	2,258,706
<b>TCorp Growth Funds</b>	<b>15%</b>	OK	9%	8,956,739
<b>TCorp Short Term Inc</b>	<b>15%</b>	OK	2%	1,499,070
<b>Grand Total</b>			<b>100%</b>	<b>98,836,599</b>

**Monthly Investment Portfolio Activity**

The below table shows investments activities of At Call Fund and Managed Funds

Bank Accounts	Opening Balance	Redeemed Balance	Re-invested Balance
NAB (At call account)	3,316,213		6,122,085
TCorp - Cash Fund	2,258,470		2,258,706
TCorp - Long Term Growth Fund	3,064,370		3,101,875
TCorp - Medium Term Growth Fund	5,816,933		5,854,864
Tcorp - Short Term Income Fund	1,498,683		1,499,070
<b>Total</b>	<b>15,954,670</b>	<b>-</b>	<b>18,836,599</b>

The below table shows matured term deposits

Institution	Yield	Maturity Date	Principal Amount	Total Interest Amount
St George	1.15%	12/05/2021	1,500,000	16,541
St George	1.12%	26/05/2021	2,000,000	21,479
<b>Total</b>			<b>3,500,000</b>	<b>38,021</b>

The below table shows new term deposits

Institution	Yield	Maturity Date	Principal Amount	Total Interest Amount
MyState Bank	0.52%	6/07/2022	1,000,000	6,083
MyState Bank	0.52%	29/06/2022	1,500,000	8,826
MyState Bank	0.52%	20/07/2022	1,000,000	6,183
Bank Of Queensland	0.50%	27/07/2022	2,200,000	13,049
<b>Total</b>			<b>5,700,000</b>	<b>34,141</b>