

9.4 Monthly Statement of Investments as at 30 April 2021

REPORT BY THE MANAGER FINANCE
TO 19 MAY 2021 ORDINARY MEETING
GOV400088, FIN300053

RECOMMENDATION

That Council:

1. **receive the report by Manager Finance the on the Monthly Statement of Investments as at 30 April 2021; and**
2. **note the certification of the Responsible Accounting Officer.**

Executive summary

The purpose of this report is to certify that Council's investments have been made in accordance with legal and policy requirements, provide information on the detail of investments and raise other matters relevant to Council's investment portfolio as required.

Disclosure of Interest

Nil.

Detailed report

The attachment to this report provides information on the performance of the portfolio and provides a register of all investments held as at 30 April 2021.

Community Plan implications

Theme	Good Governance
Goal	An effective and efficient organisation
Strategy	Prudently manage risks association with all Council activities

Strategic implications

Council Strategies

Not applicable.

Council Policies

Council's Investments Policy requires a written report each month setting out the entire investment portfolio.

Legislation

As per Clause 212 of the Local Government (General) Regulation 2005 the Responsible Accounting Officer certifies that;

a) this report sets out details of all money that the Council has invested under Section 625 of the Act, and

b) all investments have been made in accordance with the Act and the regulations

Financial implications

Not applicable.

Associated Risks

Not applicable.

NEIL BUNGATE
MANAGER FINANCE

LEONIE JOHNSON
CHIEF FINANCIAL OFFICER

4 May 2021

Attachments: 1. Investment Report 30 April 2021.

APPROVED FOR SUBMISSION:

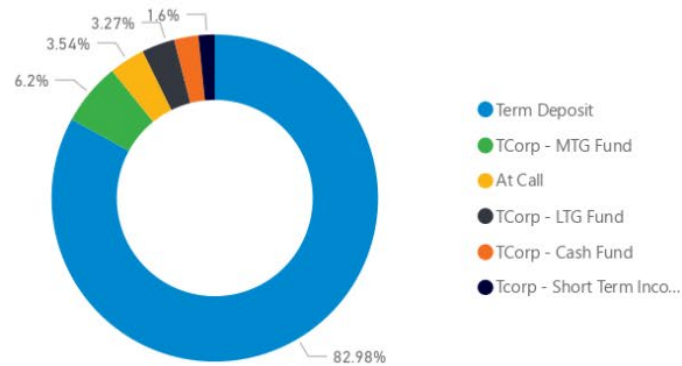
BRAD CAM
GENERAL MANAGER

Mid-Western Regional Council Cash and Investments as at 30 April 2021

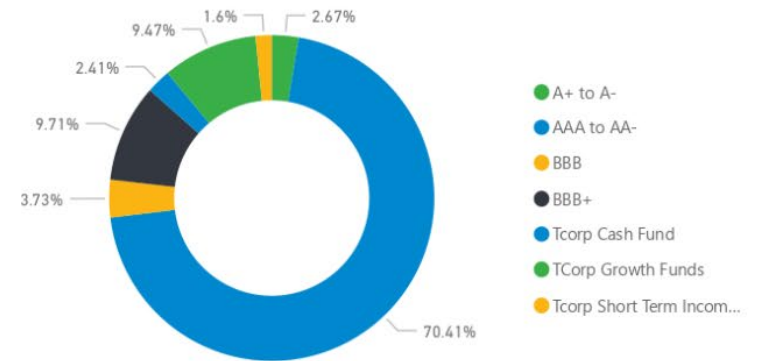
Total Investment Portfolio

93.75M

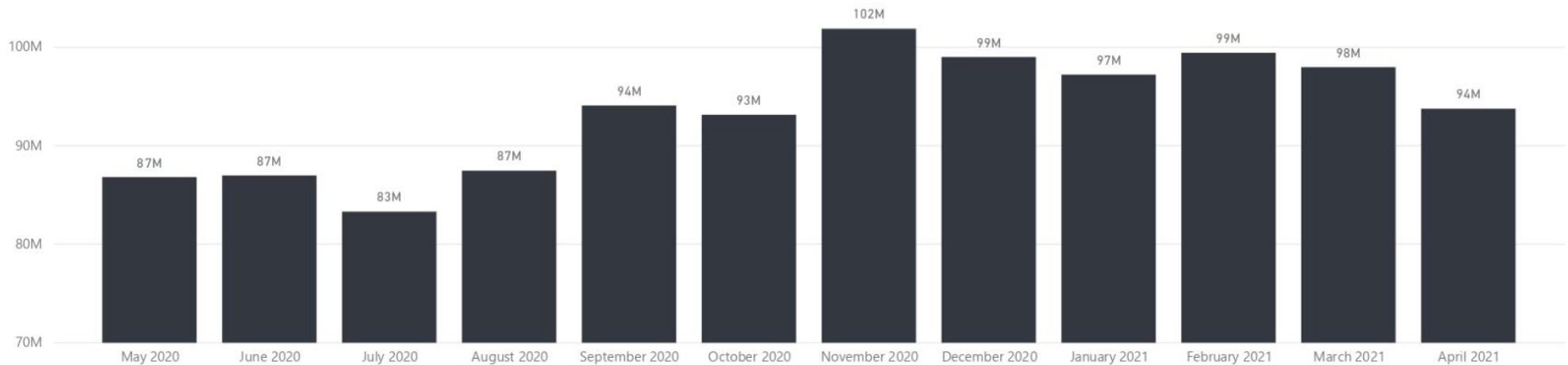
Investments by Type



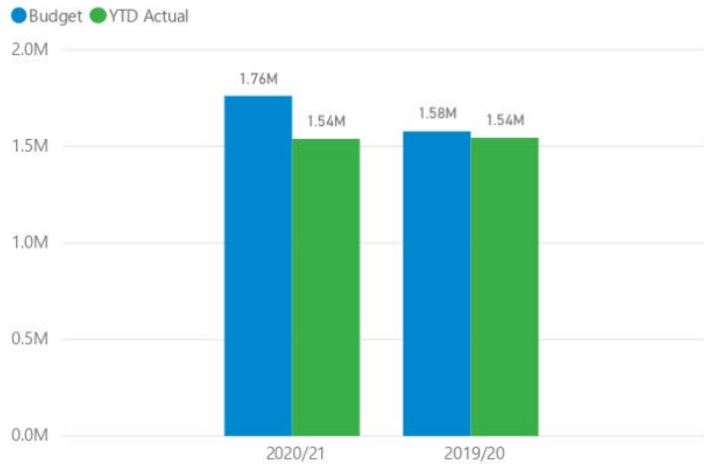
Investments by Long Term Rating



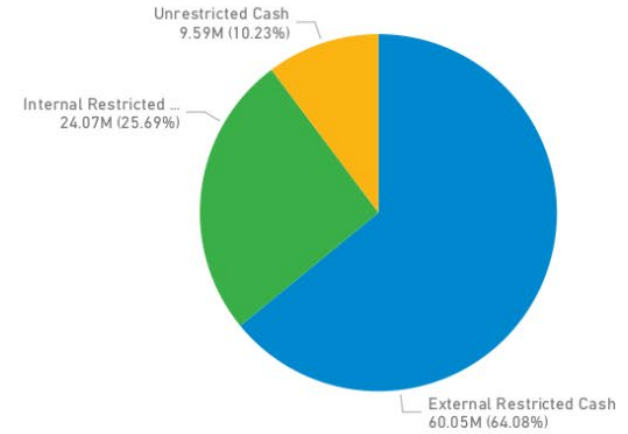
Portfolio Balance at End of Month



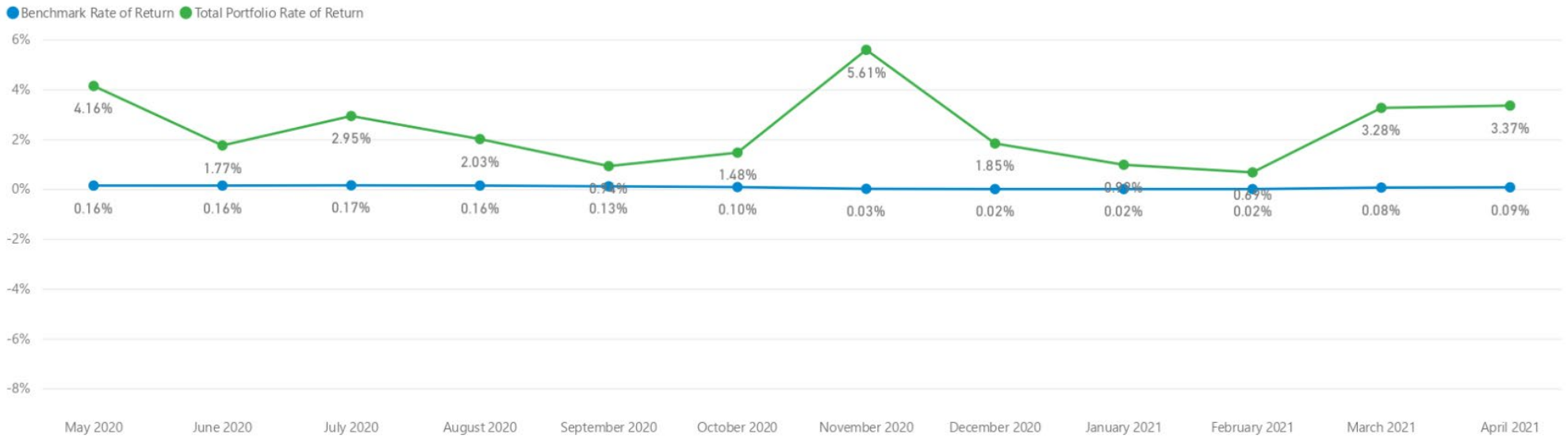
Income from Investments



Balance by Cash Category



Investment Performance



At Call Fund and Managed Funds

Institution	Yield	Term to Maturity	Principal Amount
NAB	0.50%	0	3,316,213.36
TCorp - Cash Fund	0.50%	1	2,258,470.21
TCorp - Long Term Growth Fund	0.50%	5	3,064,369.73
TCorp - Medium Term Growth Fund	0.50%	5	5,816,932.95
Tcorp - Short Term Income Fund	0.50%	5	1,498,683.39
Total			15,954,669.64

Current Term Deposits

Institution	Yield	Term to Maturity	Principal Amount
AMP	0.75%	222	2,000,000
AMP	0.75%	278	1,500,000
Bank Of Queensland	1.65%	194	2,500,000
Bank Of Queensland	1.60%	292	1,500,000
Bank Of Queensland	1.45%	306	1,000,000
Bank Of Queensland	0.90%	516	1,500,000
CBA	0.70%	166	1,500,000
CBA	0.68%	208	1,800,000
CBA	0.55%	173	1,200,000
CBA	0.53%	264	2,000,000
CBA	0.53%	278	2,000,000
CBA	0.53%	320	2,000,000
CBA	0.44%	362	2,500,000
CBA	0.43%	348	1,500,000
CBA	0.46%	390	1,500,000
CBA	0.42%	404	1,000,000
CBA	0.42%	418	2,000,000
ING	1.13%	376	1,500,000
Macquarie	1.40%	670	1,000,000
MyState Bank	0.75%	180	2,600,000
NAB	1.00%	68	1,800,000
NAB	0.85%	82	2,200,000
NAB	0.81%	75	1,500,000
NAB	0.80%	110	1,500,000
NAB	0.87%	474	2,000,000
NAB	0.81%	117	2,000,000
NAB	0.75%	145	2,500,000
NAB	0.75%	152	1,000,000
NAB	0.79%	502	1,500,000
NAB	0.70%	530	1,000,000
NAB	0.61%	236	1,500,000
NAB	0.57%	327	2,000,000
NAB	0.48%	334	2,500,000
NAB	0.57%	670	1,700,000
St George	1.15%	12	1,500,000
St George	1.15%	40	2,000,000
St George	1.15%	54	3,000,000
St George	1.12%	26	2,000,000
St George	0.60%	250	1,500,000
St George	0.60%	264	1,500,000
Westpac	1.54%	96	1,500,000
Westpac	0.85%	462	2,000,000
Westpac	0.80%	124	1,000,000
Westpac	0.80%	138	1,500,000
Westpac	0.62%	222	1,500,000
Total			77,800,000

Investment Portfolio Summary

Term to Maturity	Amount \$'000	Actual	Cumulative Actual	Cumulative Minimum	Policy Compliance
Less than 3 months	29,954,670	32%	32%	20%	OK
Between 3 months and	47,100,000	50%	82%	40%	OK
Between 1 year and 2	16,700,000	18%	100%	50%	OK
Between 2 years and 4	-	0%	100%	85%	OK
More than 5 years	-	0%	100%	0%	OK
Total	93,754,670				

Long Term Rating	Institution	Policy Limit	Policy Compliance (Institution)	% of Portfolio	Amount
AA-	CBA	40%	OK	20%	19,000,000
	NAB	40%	OK	30%	28,016,213
	St George	40%	OK	12%	11,500,000
	Westpac	40%	OK	8%	7,500,000
A+	Macquarie	20%	OK	1%	1,000,000
A	ING	20%	OK	2%	1,500,000
	Bank Of				
BBB+	Queensland	10%	OK	7%	6,500,000
	MyState Bank	10%	OK	3%	2,600,000
BBB	AMP	5%	OK	4%	3,500,000
	TCorp - Cash				
Tcorp Cash Fund	Fund	30%	OK	2%	2,258,470
TCorp Growth Funds	TCorp - Long				
	Term Growth	15%	OK	3%	3,064,370
	TCorp - Medium				
	Term Growth	15%	OK	6%	5,816,933
	Tcorp - Short				
	Term Income				
Tcorp Short Term Inc	Fund	15%	OK	2%	1,498,683
Grand Total				100%	93,754,670

Long Term Rating Group	Credit Policy Limit	Policy Compliance (SP Group)	% of Portfolio	Amount
AAA to AA-	100%	OK	70%	66,016,213
A+ to A-	50%	OK	3%	2,500,000
BBB+	20%	OK	10%	9,100,000
BBB	10%	OK	4%	3,500,000
Tcorp Cash Fund	30%	OK	2%	2,258,470
TCorp Growth Funds	15%	OK	9%	8,881,303
Tcorp Short Term Inc	15%	OK	2%	1,498,683
Grand Total			100%	93,754,670

Monthly Investment Portfolio Activity

The below table shows investments activities of At Call Fund and Managed Funds

Bank Accounts	Opening Balance	Redeemed Balance	Re-invested Balance
NAB (At call account)	5,699,649		3,316,213
TCorp - Cash Fund	2,258,374		2,258,470
TCorp - Long Term Growth Fund	2,992,204		3,064,370
TCorp - Medium Term Growth Fund	5,729,078		5,816,933
Tcorp - Short Term Income Fund	1,497,913		1,498,683
Total	18,177,218	-	15,954,670

The below table shows matured term deposits

Institution	Yield	Maturity Date	Principal Amount	Total Interest Amount
St George	2.61%	28/04/2021	2,500,000	130,142
NAB	1.10%	21/04/2021	1,000,000	10,759
St George	1.11%	14/04/2021	1,500,000	15,327
Total			5,000,000	156,228

The below table shows new term deposits

Institution	Yield	Maturity Date	Principal Amount	Total Interest Amount
CBA	0.42%	8/06/2022	1,000,000	4,913
CBA	0.42%	22/06/2022	2,000,000	10,149
Total			3,000,000	15,062