

ECONOMIC AND BUSINESS PROFILE

for the Mid-Western Region

2024 UPDATE

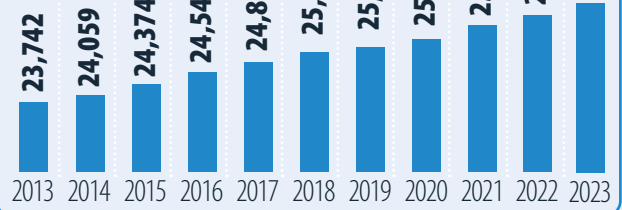
OUR Population

TOTAL ESTIMATED POPULATION
MID-WESTERN REGION ¹



25,921

ESTIMATED POPULATION
(2013–2023)



GROSS Regional PRODUCT

GROSS REGIONAL PRODUCT
MID-WESTERN REGION ²



\$3.208

BILLION

Workforce

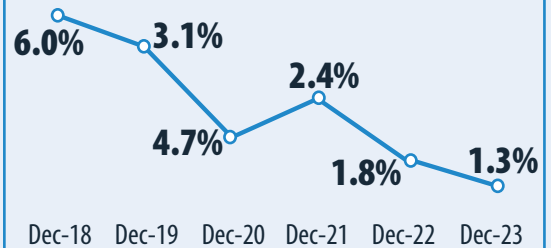
SIZE OF RESIDENT
WORKFORCE ³



11,716

PEOPLE

UNEMPLOYMENT RATE ³



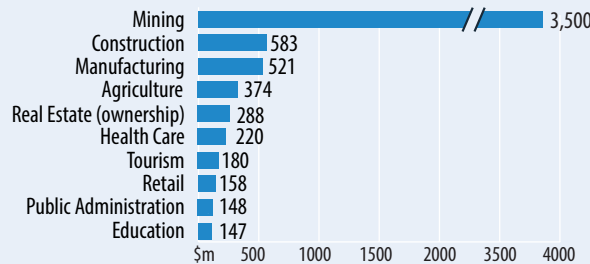
Economic OUTPUT

ECONOMIC OUTPUT
(ALL INDUSTRIES PER ANNUM)

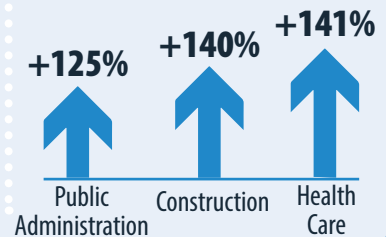
\$7.05

BILLION

TOP 10 INDUSTRIES



INCREASE IN ECONOMIC
OUTPUT 2013–2023



Source: ABS 2021 Census, ¹ABS Regional Population (Estimated Residential Population 2022–23), ²REMPAN Economic Profile (December 2023), ³National Skills Commission (December 2023), Australian Business Register (ABR: 1 April 2024), ABS Counts of Australian Businesses (June 2023), realestate.com.au (May 2024), Localis (April 2024).



Industry sectors, growth and value

ACTIVE INDUSTRY SECTORS



85

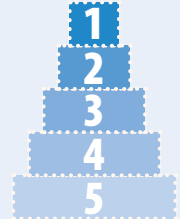
ANNUAL VALUE OF GOODS & SERVICES PRODUCTION



Mining	\$1,438 million
Real Estate	\$295 million
Construction	\$172 million

ECONOMIC VALUE: TOP 5 CONTRIBUTORS (\$300m+ per annum)

- 1 Mining
- 2 Construction
- 3 Manufacturing
- 4 Real Estate
- 5 Agriculture

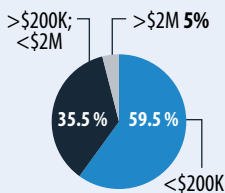


Businesses

2,952
(NUMBER OF REGISTERED BUSINESSES)

7,712
(LISTED ABNS)

ANNUAL TURNOVER



BUSINESSES WITH <20 EMPLOYEES

2,897

BUSINESS COUNTS – TOP 10 BASED ON LISTED ABNS

Agriculture	1,417
Construction	1,031
Financial & Insurance Services	821
Professional, Scientific & Technical Services	572
Other Services	543
Real Estate Services	488
Admin and Support Services	484
Retail Trade	469
Accomm & Food Services	394
Health Care & Social Assistance	325

Housing

306

AVERAGE NO. OF HOUSE SALES PA (2018-23)

MEDIAN MORTGAGE MONTHLY REPAYMENT

\$1,733
Mudgee

MEDIAN HOUSE PRICE

Mudgee	\$682,500
Gulgong	\$605,000
Kandos	\$360,000
Rylstone	\$520,000

MEDIAN WEEKLY RENT (HOUSE)

Mudgee	\$550
Gulgong	\$550
Kandos	\$345
Rylstone	Not Available

AVE. ANNUAL RENTAL YIELD (HOUSE)

Mudgee	4.4%
Gulgong	4.9%
Kandos	5.1%
Rylstone	4.0%

Tourism Capacity

4,026
VISITORS

AVERAGE CAPACITY PER NIGHT



711

Unique accommodation listings



511

Unique accommodation addresses



\$419.49

Average listing price (per night)



4.45

Average review score

Source: ABS 2021 Census, ¹ABS Regional Population (Estimated Residential Population 2022-23), ²REMPAN Economic Profile (December 2023), ³National Skills Commission (December 2023), Australian Business Register (ABR: 1 April 2024), ABS Counts of Australian Businesses (June 2023), realestate.com.au (May 2024), Localis (April 2024).