

ECONOMIC AND BUSINESS PROFILE

for the Mid-Western Region

2025 UPDATE

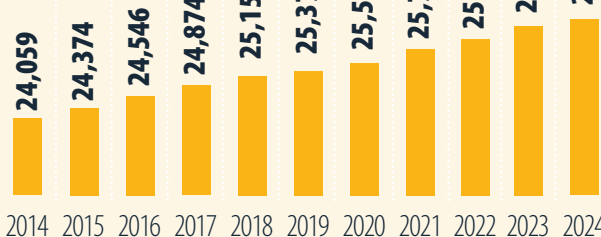
OUR Population

TOTAL ESTIMATED POPULATION
MID-WESTERN REGION ¹



26,214

ESTIMATED POPULATION
(2014–2024)



GROSS Regional PRODUCT

GROSS REGIONAL PRODUCT
MID-WESTERN REGION ²



\$6.363

BILLION

Workforce

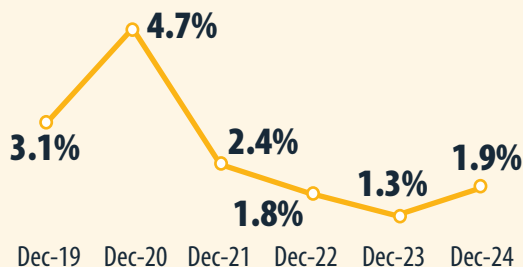
SIZE OF RESIDENT
WORKFORCE ³



14,059

PEOPLE

UNEMPLOYMENT RATE ³



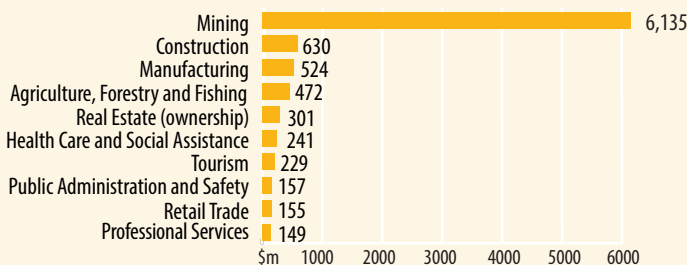
Economic OUTPUT

ECONOMIC OUTPUT
(ALL INDUSTRIES PER ANNUM)

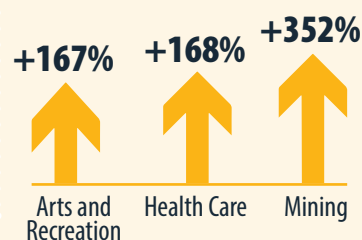
\$9.89

BILLION

TOP 10 INDUSTRIES



INCREASE IN ECONOMIC
OUTPUT 2014–2024



Source: ABS 2021 Census, 1ABS Regional Population (Estimated Residential Population 2023–24), 2 REMPLAN Economic Profile (May 2025), 3Australian Government Department of Employment and Workplace Relations (December 2024), Australian Business Register (ABR: 27 March 2025), ABS Counts of Australian Businesses (June 2024), realestate.com.au (May 2025), Localis (May 2025).



Industry sectors, growth and value

ACTIVE INDUSTRY SECTORS



85

ANNUAL VALUE OF GOODS & SERVICES PRODUCTION



Mining

\$4,490
million



Real Estate

\$316
million



Agriculture

\$214
million

ECONOMIC VALUE: TOP 5 CONTRIBUTORS (\$400m+ per annum)

Mining

Construction

Manufacturing

Agriculture

Real Estate

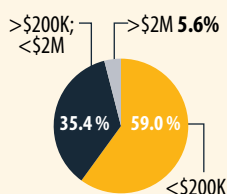


Businesses

2,991
(NUMBER OF
REGISTERED
BUSINESSES)

7,662
(LISTED ABNS)

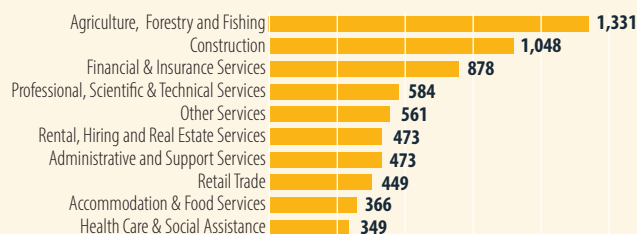
ANNUAL TURNOVER



BUSINESSES WITH <20 EMPLOYEES

2,923

BUSINESS COUNTS – TOP 10 BASED ON LISTED ABNS



Housing


291

AVERAGE NO. OF
MUDGEE HOUSE
SALES PA
(2018-24)

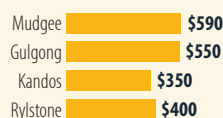
MEDIAN MORTGAGE MONTHLY REPAYMENT

\$1,733
Mudgee

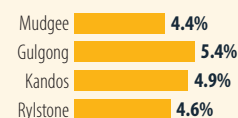
MEDIAN HOUSE PRICE



MEDIAN WEEKLY RENT (HOUSE)



AVE. ANNUAL RENTAL YIELD (HOUSE)



Tourism Capacity

4,834
VISITORS

AVERAGE
CAPACITY
PER NIGHT



939

Unique accommodation
listings



555

Unique accommodation
addresses



\$359.54

Average listing price
(per night)



4.71

Average review score

Source: ABS 2021 Census, 1ABS Regional Population (Estimated Residential Population 2023-24), 2 REMPLAN Economic Profile (May 2025), 3Australian Government Department of Employment and Workplace Relations (December 2024), Australian Business Register (ABR: 27 March 2025), ABS Counts of Australian Businesses (June 2024), realestate.com.au (May 2025), Localis (May 2025).